



PHASE 2 SALES BROCHURE
第二期售樓說明書

TABLE OF CONTENTS 目錄

1	NOTES TO PURCHASERS OF FIRST-HAND RESIDENTIAL PROPERTIES 一手住宅物業買家須知	P.2	19	CROSS-SECTION PLAN OF BUILDING IN THE PHASE 期數中的建築物的橫截面圖	P.111
2	INFORMATION ON THE PHASE 期數的資料	P.8	20	ELEVATION PLAN 立面圖	P.117
3	INFORMATION ON VENDOR AND OTHERS INVOLVED IN THE PHASE 賣方及有參與期數的其他人的資料	P.9	21	INFORMATION ON COMMON FACILITIES IN THE PHASE 期數中的公用設施的資料	P.130
4	RELATIONSHIP BETWEEN PARTIES INVOLVED IN THE PHASE 有參與期數的各方的關係	P.10	22	INSPECTION OF PLANS AND DEED OF MUTUAL COVENANT 閱覽圖則及公契	P.131
5	INFORMATION ON DESIGN OF THE PHASE 期數的設計的資料	P.11	23	FITTINGS, FINISHES AND APPLIANCES 裝置、裝修物料及設備	P.132
6	INFORMATION ON PROPERTY MANAGEMENT 物業管理的資料	P.14	24	SERVICE AGREEMENTS 服務協議	P.228
7	LOCATION PLAN OF THE DEVELOPMENT 發展項目的所在位置圖	P.15	25	GOVERNMENT RENT 地稅	P.228
8	AERIAL PHOTOGRAPH OF THE PHASE 期數的鳥瞰照片	P.16	26	MISCELLANEOUS PAYMENTS BY PURCHASER 買方的雜項付款	P.229
9	OUTLINE ZONING PLAN ETC. RELATING TO THE DEVELOPMENT 關乎發展項目的分區計劃大綱圖等	P.18	27	DEFECT LIABILITY WARRANTY PERIOD 欠妥之處的保養責任期	P.229
10	LAYOUT PLAN OF THE DEVELOPMENT 發展項目的布局圖	P.19	28	MAINTENANCE OF SLOPES 斜坡維修	P.230
11	FLOOR PLANS OF RESIDENTIAL PROPERTIES IN THE PHASE 期數的住宅物業的樓面平面圖	P.20	29	MODIFICATION 修訂	P.234
12	AREA OF RESIDENTIAL PROPERTIES IN THE PHASE 期數的住宅物業的面積	P.62	30	RELEVANT INFORMATION 有關資料	P.235
13	FLOOR PLAN OF PARKING SPACES IN THE PHASE 期數的停車位的樓面平面圖	P.81	31	INFORMATION IN APPLICATION FOR CONCESSION ON GROSS FLOOR AREA OF BUILDING 申請建築物總樓面面積寬免的資料	P.246
14	SUMMARY OF PRELIMINARY AGREEMENT FOR SALE AND PURCHASE 臨時買賣合約的摘要	P.83	32	INFORMATION REQUIRED BY THE DIRECTOR OF LANDS TO BE SET OUT IN THE SALES BROCHURE AS A CONDITION FOR GIVING THE CONSENT FOR PRE-SALE 地政總署署長作為給予預售樓花同意書的條件而規定列於售樓說明書的資料	P.249
15	SUMMARY OF DEED OF MUTUAL COVENANT 公契的摘要	P.84	33	WEBSITE ADDRESS DESIGNATED BY THE VENDOR FOR THE PHASE 賣方就期數指定的互聯網網址	P.250
16	SUMMARY OF LAND GRANT 批地文件的摘要	P.89	34	CHANGES 改變	P.250
17	INFORMATION ON PUBLIC FACILITIES AND PUBLIC OPEN SPACE 公共設施及公眾休憩用地的資料	P.102	35	DATE OF PRINTING OF SALES BROCHURE 售樓說明書印製日期	P.251
18	WARNING TO PURCHASERS 對買方的警告	P.110			

1 NOTES TO PURCHASERS OF FIRST-HAND RESIDENTIAL PROPERTIES 一手住宅物業買家須知

You are advised to take the following steps before purchasing first-hand residential properties.

FOR ALL FIRST-HAND RESIDENTIAL PROPERTIES

1. Important information

- Make reference to the materials available on the Sales of First-hand Residential Properties Electronic Platform (SRPE) (www.srpe.gov.hk) on the first-hand residential property market.
- Study the information on the website designated by the vendor for the development, including the sales brochure, price lists, documents containing the sales arrangements, and the register of transactions of a development.
- Sales brochure for a development will be made available to the general public at least 7 days immediately before a date of sale while price list and sales arrangements will be made available at least 3 days immediately before the date of sale.
- Information on transactions can be found on the register of transactions on the website designated by the vendor for the development and the SRPE.

2. Fees, mortgage loan and property price

- Calculate the total expenses of the purchase, such as solicitors' fees, mortgage charges, insurance fees and stamp duties.
- Check with banks to find out if you will be able to obtain the needed mortgage loan, select the appropriate payment method and calculate the amount of the mortgage loan to ensure it is within your repayment ability.
- Check recent transaction prices of comparable properties for comparison.
- Check with the vendor or the estate agent the estimated management fee, the amount of management fee payable in advance (if any), special fund payable (if any), the amount of reimbursement of the deposits for water, electricity and gas (if any), and/or the amount of debris removal fee (if any) you have to pay to the vendor or the manager of the development.

3. Price list, payment terms and other financial incentives

- Vendors may not offer to sell all the residential properties that are covered in a price list. To know which residential properties the vendors may offer to sell, pay attention to the sales arrangements which will be announced by the vendors at least 3 days before the relevant residential properties are offered to be sold.
- Pay attention to the terms of payment as set out in a price list. If there are discounts on the price, gift, or any financial advantage or benefit to be made available in connection with the purchase of the residential properties, such information will also be set out in the price list.
- If you intend to opt for any mortgage loan plans offered by financial institutions specified by the vendor, before entering into a preliminary agreement for sale and purchase (PASP), you must study the details of various mortgage loan plans¹ as set out in the price list concerned. If you have any questions about these mortgage loan plans, you should check with the financial institutions concerned direct before entering into a PASP.

4. Property area and its surroundings

- Pay attention to the area information in the sales brochure and price list, and price per square foot/metre in the price list. According to the Residential Properties (First-hand Sales) Ordinance (Cap. 621) (the Ordinance), vendors can only present the area and price per square foot and per square metre of a residential property using saleable area. Saleable area, in relation to a residential property, means the floor area of the residential property, and includes the floor area of every one of the following to the extent that it forms part of the residential property – (i) a balcony; (ii) a utility platform; and (iii) a verandah. The saleable area excludes the area of the following which forms part of the residential property – air-conditioning plant room; bay window; cockloft; flat roof; garden; parking space; roof; stairhood; terrace and yard.

- Floor plans of all residential properties in the development have to be shown in the sales brochure. In a sales brochure, floor plans of residential properties in the development must state the external and internal dimensions of each residential property². The external and internal dimensions of residential properties as provided in the sales brochure exclude plaster and finishes. You are advised to note this if you want to buy furniture before handing over of the residential property.
- Visit the development site and get to know the surroundings of the property (including transportation and community facilities). Check town planning proposals and decisions which may affect the property. Take a look at the location plan, aerial photograph, outline zoning plan and cross-section plan that are provided in the sales brochure.

5. Sales brochure

- Ensure that the sales brochure obtained is the latest version. According to the Ordinance, the sales brochure made available to the public should be printed or examined, or examined and revised within the previous 3 months.
- In respect of an uncompleted development, the vendor may alter the building plans (if any) whenever the vendor considers necessary. To know the latest information of an uncompleted development, keep paying attention to any revised sales brochures made available by the vendor.
- Read through the sales brochure and in particular, check the following information in the sales brochure –
 - whether there is a section on “relevant information” in the sales brochure, under which information on any matter that is known to the vendor but is not known to the general public, and is likely to materially affect the enjoyment of a residential property will be set out. Please note that information contained in a document that has been registered with the Land Registry will not be regarded as “relevant information”;
 - the cross-section plan showing a cross-section of the building in relation to every street adjacent to the building, and the level of every such street in relation to a known datum and to the level of the lowest residential floor of the building. This will help you visualize the difference in height between the lowest residential floor of a building and the street level, regardless of how that lowest residential floor is named;
 - interior and exterior fittings and finishes and appliances;
 - the basis on which management fees are shared;
 - whether individual owners have obligations or need to share the expenses for managing, operating and maintaining the public open space or public facilities inside or outside the development, and the location of the public open space or public facilities; and
 - whether individual owners have responsibility to maintain slopes.

6. Government land grant and deed of mutual covenant (DMC)

- Read the Government land grant and the DMC (or the draft DMC). Information such as ownership of the rooftop and external walls can be found in the DMC. The vendor will provide copies of the Government land grant and the DMC (or the draft DMC) at the place where the sale is to take place for free inspection by prospective purchasers.
- Check the Government land grant on whether individual owners are liable to pay Government rent.
- Check the DMC on whether animals can be kept in the residential property.

7. Information on Availability of Residential Properties for Selection at Sales Office

- Check with the vendor which residential properties are available for selection. If a “consumption table” is displayed by the vendor at the sales office, you may check from the table information on the progress of sale on a date of sale, including which residential properties are offered for sale at the beginning of that date of sale and which of them have been selected and sold during that date of sale.
- Do not believe in rumours about the sales condition of the development and enter into a PASP rashly.

8. Register of Transactions

- Pay attention to the register of transactions for a development. A vendor must, within 24 hours after entering into a PASP with a purchaser, enter transaction information of the PASP in the register of transactions. The vendor must, within 1 working day after entering into an agreement for sale and purchase (ASP), enter transaction information of the ASP in the register of transactions. Check the register of transactions for the concerned development to learn more about the sales condition of the development.
- Never take the number of registrations of intent or cashier orders a vendor has received for the purpose of registration as an indicator of the sales volume of a development. The register of transactions for a development is the most reliable source of information from which members of the public can grasp the daily sales condition of the development.

9. Agreement for sale and purchase

- Ensure that the PASP and ASP include the mandatory provisions as required by the Ordinance.
- Pay attention that fittings, finishes and appliances to be included in the sale and purchase of the property are inserted in the PASP and ASP.
- Pay attention to the area plan annexed to the ASP which shows the total area which the vendor is selling to you. The total area which the vendor is selling to you is normally greater than the saleable area of the property.
- Pay attention to the vendor's right to alter the building plans (if any) for an uncompleted development. The mandatory provisions to be incorporated in an ASP for uncompleted development as required by the Ordinance include a provision requiring the vendor to notify the purchaser in writing of such alteration if the same affects in any way the property within 14 days after its having been approved by the Building Authority.
- A preliminary deposit of **5%** of the purchase price is payable by you to the owner (i.e. the seller) on entering into a PASP.
- If you do not execute the ASP within **5 working days** (working day means a day that is not a general holiday or a Saturday or a black rainstorm warning day or gale warning day) after entering into the PASP, the PASP is terminated, the preliminary deposit (i.e. 5% of the purchase price) is forfeited, and the owner (i.e. the seller) does not have any further claim against you for not executing the ASP.
- If you execute the ASP within 5 working days after the signing of the PASP, the owner (i.e. the seller) must execute the ASP within 8 working days after entering into the PASP.
- The deposit should be made payable to the solicitors' firm responsible for stakeholding purchasers' payments for the property.

10. Expression of intent of purchasing a residential property

- Note that vendors (including their authorized representative(s)) should not seek or accept any specific or general expression of intent of purchasing any residential property before the relevant price lists for such properties are made available to the public. You therefore should not make such an offer to the vendors or their authorized representative(s).
- Note that vendors (including their authorized representative(s)) should not seek or accept any specific expression of intent of purchasing a particular residential property before the sale of the property has commenced. You therefore should not make such an offer to the vendors or their authorized representative(s).

11. Appointment of estate agent

- Note that if the vendor has appointed one or more than one estate agents to act in the sale of any specified residential property in the development, the price list for the development must set out the name of all the estate agents so appointed as at the date of printing of the price list.
- You may appoint any estate agent (not necessarily from those estate agency companies appointed by the vendor) to act in the purchase of any specified residential property in the development, and may also not appoint any estate agent to act on your behalf.

- Before you appoint an estate agent to look for a property, you should –
 - find out whether the agent will act on your behalf only. If the agent also acts for the vendor, he/she may not be able to protect your best interests in the event of a conflict of interest;
 - find out whether any commission is payable by you to the estate agent and, if so, its amount and the time of payment; and
 - note that only licensed estate agents or salespersons may accept your appointment. If in doubt, you should request the estate agent or salesperson to produce his/her Estate Agent Card, or check the Licence List on the Estate Agents Authority website: www.eaa.org.hk.

12. Appointment of solicitor

- Consider appointing your own solicitor to protect your interests. If the solicitor also acts for the vendor, he/she may not be able to protect your best interests in the event of a conflict of interest.
- Compare the charges of different solicitors.

FOR FIRST-HAND UNCOMPLETED RESIDENTIAL PROPERTIES

13. Pre-sale Consent

- For uncompleted residential property under the Lands Department Consent Scheme, seek confirmation from the vendor whether the “Pre-sale Consent” has been issued by the Lands Department for the development.

14. Show flats

- While the vendor is not required to make any show flat available for viewing by prospective purchasers or the general public, if the vendor wishes to make available show flats of a specified residential property, the vendor must first of all make available an unmodified show flat of that residential property and that, having made available such unmodified show flat, the vendor may then make available a modified show flat of that residential property. In this connection, the vendor is allowed to make available more than one modified show flat of that residential property.
- If you visit the show flats, you should always look at the unmodified show flats for comparison with the modified show flats. That said, the Ordinance does not restrict the discretion of the vendor in arranging the sequence of the viewing of unmodified and modified show flats.
- Sales brochure of the development should have been made available to the public when the show flat is made available for viewing. You are advised to get a copy of the sales brochure and make reference to it when viewing the show flats.
- You may take measurements in modified and unmodified show flats, and take photographs or make video recordings of unmodified show flats, subject to reasonable restriction(s) which may be set by the vendor for ensuring safety of the persons viewing the show flat.

FOR FIRST-HAND UNCOMPLETED RESIDENTIAL PROPERTIES AND COMPLETED RESIDENTIAL PROPERTIES PENDING COMPLIANCE

15. Estimated material date and handing over date

- Check the estimated material date³ for the development in the sales brochure.
 - The estimated material date for a development in the sales brochure is not the same as the date on which a residential property is handed over to purchaser. The latter is normally later than the former. However, the handing over date may be earlier than the estimated material date set out in the sales brochure in case of earlier completion of the development.

- Handing over date
 - The mandatory provisions to be incorporated in an ASP as required by the Ordinance include a provision requiring the vendor to apply in writing for an Occupation Document / a Certificate of Compliance or the Director of Lands' Consent to Assign (as the case may be) in respect of the development within 14 days after the estimated material date as stipulated in the ASP.
 - For development subject to the Lands Department Consent Scheme, the vendor is required to notify the purchaser in writing that the vendor is in a position validly to assign the property within one month after the issue of the Certificate of Compliance or the Consent to Assign, whichever first happens; or
 - For development not subject to the Lands Department Consent Scheme, the vendor is required to notify the purchaser in writing that the vendor is in a position validly to assign the property within 6 months after the issue of the Occupation Document including Occupation Permit.
 - The mandatory provisions to be incorporated in an ASP as required by the Ordinance include a provision requiring completion of the sale and purchase within 14 days after the date of the notification aforesaid. Upon completion, the vendor shall arrange handover of the property to the purchaser.
- Authorized Person (AP) may grant extension(s) of time for completion of the development beyond the estimated material date.
 - The mandatory provisions to be incorporated in an ASP as required by the Ordinance include a provision that the AP of a development may grant an extension of time for completion of the development beyond the estimated material date having regard to delays caused exclusively by any one or more of the following reasons:
 - strike or lock-out of workmen;
 - riots or civil commotion;
 - force majeure or Act of God;
 - fire or other accident beyond the vendor's control;
 - war; or
 - inclement weather.
 - The AP may grant more than once such an extension of time depending on the circumstances. That means handover of the property may be delayed.
 - The mandatory provisions to be incorporated in an ASP as required by the Ordinance also include a provision requiring the vendor to, within 14 days after the issue of an extension of time granted by the AP, furnish the purchaser with a copy of the relevant certificate of extension.
- Ask the vendor if there are any questions on handing over date.

FOR FIRST-HAND COMPLETED RESIDENTIAL PROPERTIES

16. Vendor's information form

- Ensure that you obtain the "vendor's information form(s)" printed within the previous 3 months in relation to the residential property/properties you intend to purchase.

17. Viewing of property

- Ensure that, before you purchase a residential property, you are arranged to view the residential property that you would like to purchase or, if it is not reasonably practicable to view the property in question, a comparable property in the development, unless you agree in writing that the vendor is not required to arrange such a comparable property for viewing for you. You are advised to think carefully before signing any waiver.
- You may take measurements, take photographs or make video recordings of the property, unless the property is held under a tenancy or reasonable restriction(s) is/are needed to ensure safety of the persons viewing the property.

For complaints and enquiries relating to the sales of first-hand residential properties by the vendors which the Ordinance applies, please contact the Sales of First-hand Residential Properties Authority –

Website	: www.srpa.gov.hk
Telephone	: 2817 3313
Email	: enquiry_srpa@hd.gov.hk
Fax	: 2219 2220

Other useful contacts:

Consumer Council	
Website	: www.consumer.org.hk
Telephone	: 2929 2222
Email	: cc@consumer.org.hk
Fax	: 2856 3611

Estate Agents Authority	
Website	: www.eaa.org.hk
Telephone	: 2111 2777
Email	: enquiry@eaa.org.hk
Fax	: 2598 9596

Real Estate Developers Association of Hong Kong	
Telephone	: 2826 0111
Fax	: 2845 2521

¹ The details of various mortgage loan plans include the requirements for mortgagors on minimum income level, the loan limit under the first mortgage and second mortgage, the maximum loan repayment period, the change of mortgage interest rate throughout the entire repayment period, and the payment of administrative fees.

² According to section 10(2)(d) in Part 1 of Schedule 1 to the Ordinance, each of the floor plans of the residential properties in the development in the sales brochure must state the following –

- (i) the external dimensions of each residential property;
- (ii) the internal dimensions of each residential property;
- (iii) the thickness of the internal partitions of each residential property;
- (iv) the external dimensions of individual compartments in each residential property.

According to section 10(3) in Part 1 of Schedule 1 to the Ordinance, if any information required by section 10(2)(d) in Part 1 of Schedule 1 to the Ordinance is provided in the approved building plans for the development, a floor plan must state the information as so provided.

³ Generally speaking, "material date" means the date on which the conditions of the land grant are complied with in respect of the development, or the date on which the development is completed in all respects in compliance with the approved building plans or the conditions subject to which the certificate of exemption is issued. For details, please refer to section 2 of the Ordinance.

Sales of First-hand Residential Properties Authority
March 2023

1 NOTES TO PURCHASERS OF FIRST-HAND RESIDENTIAL PROPERTIES 一手住宅物業買家須知

您在購置一手住宅物業之前，應留意下列事項：

適用於所有一手住宅物業

1. 重要資訊

- 瀏覽一手住宅物業銷售資訊網（下稱「銷售資訊網」）（網址：www.srpe.gov.hk），參考「銷售資訊網」內有關一手住宅物業的市場資料。
- 閱覽賣方就該發展項目所指定的互聯網網站內的有關資訊，包括售樓說明書、價單、載有銷售安排的文件，及成交紀錄冊。
- 發展項目的售樓說明書，會在該項目的出售日期前最少七日向公眾發布，而有關價單和銷售安排，亦會在該項目的出售日期前最少三日公布。
- 在賣方就有關發展項目所指定的互聯網網站，以及「銷售資訊網」內，均載有有關物業成交資料的成交紀錄冊，以供查閱。

2. 費用、按揭貸款和樓價

- 計算置業總開支，包括律師費、按揭費用、保險費，以及印花稅。
- 向銀行查詢可否取得所需的按揭貸款，然後選擇合適的還款方式，並小心計算按揭貸款金額，以確保貸款額沒有超出本身的負擔能力。
- 查閱同類物業最近的成交價格，以作比較。
- 向賣方或地產代理瞭解，您須付予賣方或該發展項目的管理人的預計的管理費、管理費上期金額（如有）、特別基金金額（如有）、補還的水、電力及氣體按金（如有），以及/或清理廢料的費用（如有）。

3. 價單、支付條款，以及其他財務優惠

- 賣方未必會把價單所涵蓋的住宅物業悉數推售，因此應留意有關的銷售安排，以了解賣方會推售的住宅物業為何。賣方會在有關住宅物業推售日期前最少三日公布銷售安排。
- 留意價單所載列的支付條款。倘買家可就購置有關住宅物業而連帶獲得價格折扣、贈品，或任何財務優惠或利益，上述資訊亦會在價單內列明。
- 如您擬選用由賣方指定的財務機構提供的各類按揭貸款計劃，在簽訂臨時買賣合約前，應先細閱有關價單內列出的按揭貸款計劃資料¹。如就該些按揭貸款計劃的詳情有任何疑問，應在簽訂臨時買賣合約前，直接向有關財務機構查詢。

4. 物業的面積及四周環境

- 留意載於售樓說明書和價單內的物業面積資料，以及載於價單內的每平方呎/每平方米售價。根據《一手住宅物業銷售條例》（第621章）（下稱「條例」），賣方只可以實用面積表達住宅物業的面積和每平方呎及平方米的售價。就住宅物業而言，實用面積指該住宅物業的樓面面積，包括在構成該物業的一部分的範圍內的以下每一項目的樓面面積：(i) 露台；(ii) 工作平台；以及 (iii) 陽台。實用面積並不包括空調機房、窗台、閣樓、平台、花園、停車位、天台、梯屋、前庭及庭院的每一項目的面積，即使該些項目構成該物業的一部分的範圍。
- 售樓說明書必須顯示發展項目中所有住宅物業的樓面平面圖。在售樓說明書所載有關發展項目中住宅物業的每一份樓面平面圖，均須述明每個住宅物業的外部 and 內部尺寸²。售樓說明書所提供有關住宅物業外部和內部的尺寸，不會把批盪和裝飾物料包括在內。買家收樓前如欲購置家具，應留意這點。
- 親臨發展項目的所在地實地視察，以了解有關物業的四周環境（包括交通和社區設施）；亦應查詢有否任何城市規劃方案和議決，會對有關的物業造成影響；參閱載於售樓說明書內的位置圖、鳥瞰照片、分區計劃大綱圖，以及橫截面圖。

5. 售樓說明書

- 確保所取得的售樓說明書屬最新版本。根據條例，提供予公眾的售樓說明書必須是在之前的三個月之內印製或檢視、或檢視及修改。
- 如屬未落成發展項目，賣方在認為有需要時可改動建築圖則（如有的話），因此應留意由賣方提供的任何經修改的售樓說明書，以了解有關未落成發展項目的最新資料。
- 閱覽售樓說明書，並須特別留意以下資訊：
 - 售樓說明書內有否關於「有關資料」的部分，列出賣方知悉但並非為一般公眾人士所知悉，關於相當可能對享用有關住宅物業造成重大影響的事宜的資料。請注意，已在土地註冊處註冊的文件，其內容不會被視為「有關資料」；
 - 橫截面圖會顯示有關建築物相對毗連該建築物的每條街道的橫截面，以及每條上述街道與已知基準面和該建築物最低的一層住宅樓層的水平相對的水平。橫截面圖能以圖解形式，顯示出建築物最低一層住宅樓層和街道水平的高低差距，不論該最低住宅樓層以何種方式命名；
 - 室內和外部的裝置、裝修物料和設備；
 - 管理費按甚麼基準分擔；
 - 小業主有否責任或需要分擔管理、營運或維持有關發展項目以內或以外的公眾休憩用地或公共設施的開支，以及有關公眾休憩用地或公共設施的位置；以及
 - 小業主是否須要負責維修斜坡。

6. 政府批地文件和公契

- 閱覽政府批地文件和公契（或公契擬稿）。公契內載有天台和外牆業權等相關資料。賣方會在售樓處提供政府批地文件和公契（或公契擬稿）的複本，供準買家免費閱覽。
- 留意政府批地文件內所訂明小業主是否須要負責支付地稅。
- 留意公契內訂明有關物業內可否飼養動物。

7. 售樓處內有關可供揀選住宅物業的資料

- 向賣方查詢清楚有哪些一手住宅物業可供揀選。若賣方在售樓處內展示「消耗表」，您可從該「消耗表」得悉在每個銷售日的銷售進度資料，包括在該個銷售日開始時有哪些住宅物業可供出售，以及在該個銷售日內有哪些住宅物業已獲揀選及售出。
- 切勿隨便相信有關發展項目銷情的傳言，倉卒簽立臨時買賣合約。

8. 成交紀錄冊

- 留意發展項目的成交紀錄冊。賣方須於臨時買賣合約訂立後的24小時內，於紀錄冊披露該臨時買賣合約的資料，以及於買賣合約訂立後一個工作天內，披露該買賣合約的資料。您可透過成交紀錄冊得悉發展項目的銷售情況。
- 切勿將賣方接獲用作登記的購樓意向書或本票的數目視為銷情指標。發展項目的成交紀錄冊才是讓公眾掌握發展項目每日銷售情況的最可靠資料來源。

9. 買賣合約

- 確保臨時買賣合約和買賣合約包含條例所規定的強制性條文。
- 留意有關物業買賣交易所包括的裝置、裝修物料和設備，須在臨時買賣合約和買賣合約上列明。
- 留意夾附於買賣合約的圖則。該圖則會顯示所有賣方售予您的物業面積，而該面積通常較該物業的實用面積為大。
- 留意賣方有權改動未落成發展項目的建築圖則（如有的話）。如屬未落成發展項目，條例規定物業的買賣合約須載有強制性條文，列明如有關改動在任何方面對該物業造成影響，賣方須在改動獲建築事務監督批准後的14日內，將該項改動以書面通知買家。

1 NOTES TO PURCHASERS OF FIRST-HAND RESIDENTIAL PROPERTIES 一手住宅物業買家須知

- 訂立臨時買賣合約時，您須向擁有人（即賣方）支付樓價**5%**的臨時訂金。
- 如您在訂立臨時買賣合約後**五個工作日**（工作日指並非公眾假日、星期六、黑色暴雨警告日或烈風警告日的日子）之內，沒有簽立買賣合約，該臨時買賣合約即告終止，有關臨時訂金（即樓價的5%）會被沒收，而擁有人（即賣方）不得因您沒有簽立買賣合約而對您提出進一步申索。
- 在訂立臨時買賣合約後的五個工作日之內，倘您簽立買賣合約，則擁有人（即賣方）必須在訂立該臨時買賣合約後的八個工作日之內簽立買賣合約。
- 有關的訂金，應付予負責為所涉物業擔任保證金保存人的律師事務所。

10. 表達購樓意向

- 留意在賣方（包括其獲授權代表）就有關住宅物業向公眾提供價單前，賣方不得尋求或接納任何對有關住宅物業的購樓意向（不論是否屬明確選擇購樓意向）。因此您不應向賣方或其授權代表提出有關意向。
- 留意在有關住宅物業的銷售開始前，賣方（包括其獲授權代表）不得尋求或接納任何對該物業的有明確選擇購樓意向。因此您不應向賣方或其授權代表提出有關意向。

11. 委託地產代理

- 留意倘賣方委任一個或多於一個地產代理，以協助銷售其發展項目內任何指明住宅物業，該發展項目的價單必須列明在價單印刷日期當日所有獲委任為地產代理的姓名/名稱。
- 您可委託任何地產代理（不一定是賣方所指定的地產代理），以協助您購置發展項目內任何指明住宅物業；您亦可不委託任何地產代理。
- 委託地產代理以物色物業前，您應該 –
 - 了解該地產代理是否只代表您行事。該地產代理若同時代表賣方行事，倘發生利益衝突，未必能夠保障您的最大利益；
 - 了解您須否支付佣金予該地產代理。若須支付，有關的佣金金額和支付日期為何；以及
 - 留意只有持牌地產代理或營業員才可以接受您的委託。如有疑問，應要求該地產代理或營業員出示其「地產代理證」，或瀏覽地產代理監管局的網頁（網址：www.eaa.org.hk），查閱牌照目錄。

12. 委聘律師

- 考慮自行委聘律師，以保障您的利益。該律師若同時代表賣方行事，倘發生利益衝突，未必能夠保障您的最大利益。
- 比較不同律師的收費。

適用於一手未落成住宅物業

13. 預售樓花同意書

- 洽購地政總署「預售樓花同意方案」下的未落成住宅物業時，應向賣方確認地政總署是否已就該發展項目批出「預售樓花同意書」。

14. 示範單位

- 賣方不一定須設置示範單位供準買家或公眾參觀，但賣方如為某指明住宅物業設置示範單位，必須首先設置該住宅物業的無改動示範單位，才可設置該住宅物業的經改動示範單位，並可以就該住宅物業設置多於一個經改動示範單位。
- 參觀示範單位時，務必視察無改動示範單位，以便與經改動示範單位作出比較。然而，條例並沒有限制賣方安排參觀無改動示範單位及經改動示範單位的先後次序。
- 賣方設置示範單位供公眾參觀時，應已提供有關發展項目的售樓說明書。因此，緊記先行索取售樓說明書，以便在參觀示範單位時參閱相關資料。

- 您可以在無改動示範單位及經改動示範單位中進行量度，並在無改動示範單位內拍照或拍攝影片，惟在確保示範單位參觀者人身安全的前提下，賣方可能會設定合理的限制。

適用於一手未落成住宅物業及尚待符合條件的已落成住宅物業

15. 預計關鍵日期及收樓日期

- 查閱售樓說明書中有關發展項目的預計關鍵日期³。
 - 售樓說明書中有關發展項目的預計關鍵日期並不同買家的「收樓日期」。買家的「收樓日期」一般會較發展項目的預計關鍵日期遲。然而，假若發展項目比預期早落成，「收樓日期」可能會較售樓說明書列出的預計關鍵日期為早。
- 收樓日期
 - 條例規定買賣合約須載有強制性條文，列明賣方須於買賣合約內列出的預計關鍵日期後的14日內，以書面為發展項目申請佔用文件、合格證明書，或地政總署署長的轉讓同意（視屬何種情況而定）。
 - 如發展項目屬地政總署預售樓花同意方案所規管，賣方須在合格證明書或地政總署署長的轉讓同意發出後的一個月內（以較早者為準），就賣方有能力有效地轉讓有關物業一事，以書面通知買家；或
 - 如發展項目並非屬地政總署預售樓花同意方案所規管，賣方須在佔用文件（包括佔用許可證）發出後的六個月內，就賣方有能力有效地轉讓有關物業一事，以書面通知買家。
 - 條例規定買賣合約須載有強制性條文，列明有關物業的買賣須於賣方發出上述通知的日期的14日內完成。有關物業的買賣完成後，賣方將安排買家收樓事宜。
- 認可人士可批予在預計關鍵日期之後完成發展項目
 - 條例規定買賣合約須載有強制性條文，列明發展項目的認可人士可以在顧及純粹由以下一個或多於一個原因所導致的延遲後，批予在預計關鍵日期之後，完成發展項目：
 - 工人罷工或封閉工地；
 - 暴動或內亂；
 - 不可抗力或天災；
 - 火警或其他賣方所不能控制的意外；
 - 戰爭；或
 - 惡劣天氣。
 - 發展項目的認可人士可以按情況，多於一次批予延後預計關鍵日期以完成發展項目，即收樓日期可能延遲。
 - 條例規定買賣合約須載有強制性條文，列明賣方須於認可人士批予延期後的14日內，向買家提供有關延期證明書的文本。
- 如對收樓日期有任何疑問，可向賣方查詢。

適用於一手已落成住宅物業

16. 賣方資料表格

- 確保取得最近三個月內印製有關您擬購買的一手已落成住宅物業的「賣方資料表格」。

17. 參觀物業

- 購置住宅物業前，確保已獲安排參觀您打算購置的住宅物業。倘參觀有關物業並非合理地切實可行，則應參觀與有關物業相若的物業，除非您以書面同意賣方無須開放與有關物業相若的物業供您參觀。您應仔細考慮，然後才決定是否簽署豁免上述規定的書面同意。
- 除非有關物業根據租約持有，或為確保物業參觀者的人身安全而須設定合理限制，您可以對該物業進行量度、拍照或拍攝影片。

1 NOTES TO PURCHASERS OF FIRST-HAND RESIDENTIAL PROPERTIES 一手住宅物業買家須知

任何與賣方銷售受條例所規管的一手住宅物業有關的投訴和查詢，請與一手住宅物業銷售監管局聯絡。

網址： www.srpa.gov.hk
電話： 2817 3313
電郵： enquiry_srpa@hd.gov.hk
傳真： 2219 2220

其他相關聯絡資料：

消費者委員會
網址： www.consumer.org.hk
電話： 2929 2222
電郵： cc@consumer.org.hk
傳真： 2856 3611

地產代理監管局
網址： www.eaa.org.hk
電話： 2111 2777
電郵： enquiry@eaa.org.hk
傳真： 2598 9596

香港地產建設商會
電話： 2826 0111
傳真： 2845 2521

¹ 按揭貸款計劃的資料包括有關按揭貸款計劃對借款人的最低收入的要求、就第一按揭連同第二按揭可獲得的按揭貸款金額上限、最長還款年期、整個還款期內的按揭利率變化，以及申請人須繳付的手續費。

² 根據條例附表1第1部第10(2)(d)條述明，售樓說明書內顯示的發展項目中的住宅物業的每一份樓面平面圖須述明以下各項－

- (i) 每個住宅物業的外部尺寸；
- (ii) 每個住宅物業的內部尺寸；
- (iii) 每個住宅物業的內部間隔的厚度；
- (iv) 每個住宅物業內個別分隔室的外部尺寸。

根據條例附表1第1部第10(3)條，如有關發展項目的經批准的建築圖則，提供條例附表1第1部第10(2)(d)條所規定的資料，樓面平面圖須述明如此規定的該資料。

³ 一般而言，「關鍵日期」指該項目符合批地文件的條件的日期，或該項目在遵照經批准的建築圖則的情況下或按照豁免證明書的發出的條件在各方面均屬完成的日期。有關詳情請參閱條例第2條。

一手住宅物業銷售監管局
2023年3月

2 INFORMATION ON THE PHASE 期數的資料

Phase of the Development (The “Phase”)

Phase 2 of Le Mont

Name of the street and the street number

19 Ma Wo Road #

The above provisional street number is subject to confirmation when the Phase is completed.

The Phase consists of multi-unit buildings

Total number of storeys of each multi-unit building

There are 3 multi-unit buildings in total:

Tower 1: 17 storeys (excluding transfer plate, Roof, Upper Roof and Top Roof)

Tower 6: 14 storeys (excluding transfer plate, Roof and Top Roof)

Tower 7: 14 storeys (excluding transfer plate, Roof, Upper Roof and Top Roof)

Floor numbering in each multi-unit building as provided in the approved building plans for the Phase

Tower 1: LG4/F, 1/F – 3/F, 5/F – 12/F, 15/F – 19/F, Roof, Upper Roof and Top Roof

Tower 6: LG1/F, 1/F – 3/F, 5/F – 12/F, 15/F – 16/F, Roof and Top Roof

Tower 7: LG1/F, G/F, 1/F – 3/F, 5/F – 12/F, 15/F, Roof, Upper Roof and Top Roof

Omitted floor numbers in each multi-unit building in which the floor numbering is not in consecutive order

Tower 1: LG3/F*, LG2/F*, LG1/F*, G/F*, 4/F, 13/F and 14/F are omitted

Tower 6: LG4/F*, LG3/F*, LG2/F*, G/F*, 4/F, 13/F and 14/F are omitted

Tower 7: LG4/F*, LG3/F*, LG2/F*, 4/F, 13/F and 14/F are omitted

* Floor number provided in the Phase but omitted in the multi-unit building

Refuge floors of each multi-unit building

Not Applicable

The Phase is an uncompleted phase

- Estimated material date for the Phase as provided by the Authorized Person: 31 July 2026
- The estimated material date is subject to any extension of time that is permitted under the agreement for sale and purchase.
- For the purpose of the agreement for sale and purchase, without limiting any other means by which the completion of the Phase may be proved, the issue of a certificate of compliance or consent to assign by the Director of Lands is conclusive evidence that the Phase has been completed or is deemed to be completed (as the case may be).

Note:

“Material date” means the date on which the conditions of the land grant are complied with in respect of the Phase.

發展項目的期數 (「期數」)

上然第二期

街道名稱及門牌號數

馬窩路 19 號 #

上述臨時門牌號數有待期數建成時確認

期數包括多於一幢多單位建築物

每幢多單位建築物的樓層的總數

共有 3 幢多單位建築物：

第 1 座：17 層 (不包括轉換層、天台、上層天台及頂層天台)

第 6 座：14 層 (不包括轉換層、天台及頂層天台)

第 7 座：14 層 (不包括轉換層、天台、上層天台及頂層天台)

期數的經批准的建築圖則所規定的每幢多單位建築物內的樓層號數

第 1 座：低層地下 4 樓、1 樓至 3 樓、5 樓至 12 樓、15 樓至 19 樓、天台、上層天台及頂層天台

第 6 座：低層地下 1 樓、1 樓至 3 樓、5 樓至 12 樓、15 樓至 16 樓、天台及頂層天台

第 7 座：低層地下 1 樓、地下、1 樓至 3 樓、5 樓至 12 樓、15 樓、天台、上層天台及頂層天台

每幢有不依連續次序的樓層號數的多單位建築物內被略去樓層號數

第 1 座：不設低層地下 3 樓*、低層地下 2 樓*、低層地下 1 樓*、地下*、4 樓、13 樓及 14 樓

第 6 座：不設低層地下 4 樓*、低層地下 3 樓*、低層地下 2 樓*、地下*、4 樓、13 樓及 14 樓

第 7 座：不設低層地下 4 樓*、低層地下 3 樓*、低層地下 2 樓*、4 樓、13 樓及 14 樓

* 期數內設有該樓層但在該幢多單位建築物內被略去

每幢多單位建築物內的庇護層

不適用

本期數屬未落成期數

- 由期數的認可人士提供的期數的預計關鍵日期：2026 年 7 月 31 日
- 預計關鍵日期，是受到買賣合約所允許的任何延期所規限的。
- 為買賣合約的目的，在不局限任何其他可用以證明該期數落成的方法的原則下，地政總署署長發出的合格證明書或轉讓同意，即為期數已落成或當作已落成 (視屬何種情況而定) 的確證。

備註：

「關鍵日期」指批地文件的條件就期數而獲符合的日期。

3

INFORMATION ON VENDOR AND OTHERS INVOLVED IN THE PHASE 賣方及有參與期數的其他人的資料

Vendor

Wealth Honour Limited

Holding Companies of the Vendor

Jubilant Castle Limited

Wkinv HK Holdings Limited

Vanke Property (Hong Kong) Company Limited

Shanghai Vanke Company Limited*

Shanghai Vanke Investment and Management Company Limited*

China Vanke Co., Ltd.*

(*English name is for identification purpose only)

Authorized Person for the Phase

Cheung Wai King

The firm or corporation of which an Authorized Person for the Phase is a proprietor, director or employee in his or her professional capacity

Archiplus International (HK) Limited

Building Contractor for the Phase

Hip Hing Builders Company Limited

The firm of Solicitors acting for the owner in relation to the sale of residential properties in the Phase

Grandall Zimmern Law Firm

Authorized institution that has made a loan or has undertaken to provide finance for the construction of the Phase

Bank of Communications Co., Ltd. Hong Kong Branch*

Oversea-Chinese Banking Corporation Limited*

CMB Wing Lung Bank Limited

DBS Bank (Hong Kong) Limited

China CITIC Bank International Limited

(*Chinese name is for identification purpose only)

Any other person who has made a loan for the construction of the Phase

Jubilant Castle Limited

賣方

財榮有限公司

賣方的控權公司

Jubilant Castle Limited

Wkinv HK Holdings Limited

萬科置業(香港)有限公司

上海萬科企業有限公司*

上海萬科投資管理有限公司*

萬科企業股份有限公司*

(*英文名稱僅供識別)

期數的認可人士

張偉京

期數的認可人士以其專業身分擔任經營人、董事或僱員的商號或法團

亞設貝佳國際(香港)有限公司

期數的承建商

協興建業有限公司

就期數中的住宅物業的出售而代表擁有人行事的律師事務所

國浩律師(香港)事務所

已為期數的建造提供貸款或已承諾為發展項目的建造提供融資的認可機構

交通銀行股份有限公司香港分行*

新加坡華僑銀行*

招商永隆銀行有限公司

星展銀行(香港)有限公司

中信銀行(國際)有限公司

(*中文名稱僅供識別)

已為期數的建造提供貸款的任何其他人士

Jubilant Castle Limited

4 RELATIONSHIP BETWEEN PARTIES INVOLVED IN THE PHASE 有參與期數的各方的關係

(a) The vendor or a building contractor for the Phase is an individual, and that vendor or contractor is an immediate family member of an authorized person for the Phase. 賣方或有關期數的承建商屬個人，並屬該期數的認可人士的家人。	No 否
(b) The vendor or a building contractor for the Phase is a partnership, and a partner of that vendor or contractor is an immediate family member of such an authorized person. 賣方或該期數的承建商屬合夥，而該賣方或承建商的合夥人屬上述認可人士的家人。	No 否
(c) The vendor or a building contractor for the Phase is a corporation, and a director or the secretary of that vendor or contractor (or a holding company of that vendor) is an immediate family member of such an authorized person. 賣方或該期數的承建商屬法團，而該賣方或承建商（或該賣方的控權公司）的董事或秘書屬上述認可人士的家人。	No 否
(d) The vendor or a building contractor for the Phase is an individual, and that vendor or contractor is an immediate family member of an associate of such an authorized person. 賣方或該期數的承建商屬個人，並屬上述認可人士的有聯繫人士的家人。	No 否
(e) The vendor or a building contractor for the Phase is a partnership, and a partner of that vendor or contractor is an immediate family member of an associate of such an authorized person. 賣方或該期數的承建商屬合夥，而該賣方或承建商的合夥人屬上述認可人士的有聯繫人士的家人。	No 否
(f) The vendor or a building contractor for the Phase is a corporation, and a director or the secretary of that vendor or contractor (or a holding company of that vendor) is an immediate family member of an associate of such an authorized person. 賣方或該期數的承建商屬法團，而該賣方或承建商（或該賣方的控權公司）的董事或秘書屬上述認可人士的有聯繫人士的家人。	No 否
(g) The vendor or a building contractor for the Phase is an individual, and that vendor or contractor is an immediate family member of a proprietor of a firm of solicitors acting for the owner in relation to the sale of residential properties in the Phase. 賣方或該期數的承建商屬個人，並屬就該期數內的住宅物業的出售代表擁有人行事的律師事務所行事的經營人的家人。	No 否
(h) The vendor or a building contractor for the Phase is a partnership, and a partner of that vendor or contractor is an immediate family member of a proprietor of a firm of solicitors acting for the owner in relation to the sale of residential properties in the Phase. 賣方或該期數的承建商屬合夥，而該賣方或承建商的合夥人屬就該期數內的住宅物業的出售代表擁有人行事的律師事務所行事的經營人的家人。	No 否
(i) The vendor or a building contractor for the Phase is a corporation, and a director or the secretary of that vendor or contractor (or a holding company of that vendor) is an immediate family member of a proprietor of such a firm of solicitors. 賣方或該期數的承建商屬法團，而該賣方或承建商（或該賣方的控權公司）的董事或秘書屬上述律師事務所的經營人的家人。	No 否
(j) The vendor, a holding company of the vendor, or a building contractor for the Phase, is a private company, and an authorized person for the Phase, or an associate of such an authorized person, holds at least 10% of the issued shares in that vendor, holding company or contractor. 賣方、賣方的控權公司或有關期數的承建商屬私人公司，而該期數的認可人士或該認可人士的有聯繫人士持有該賣方、控權公司或承建商最少 10% 的已發行股份。	No 否

(k) The vendor, a holding company of the vendor, or a building contractor for the Phase, is a listed company, and such an authorized person, or such an associate, holds at least 1% of the issued shares in that vendor, holding company or contractor. 賣方、賣方的控權公司或該期數的承建商屬上市公司，而上述認可人士或上述有聯繫人士持有該賣方、控權公司或承建商最少 1% 的已發行股份。	No 否
(l) The vendor or a building contractor for the Phase is a corporation, and such an authorized person, or such an associate, is an employee, director or secretary of that vendor or contractor or of a holding company of that vendor. 賣方或該期數的承建商屬法團，而上述認可人士或上述有聯繫人士屬該賣方、承建商或該賣方的控權公司的僱員、董事或秘書。	No 否
(m) The vendor or a building contractor for the Phase is a partnership, and such an authorized person, or such an associate, is an employee of that vendor or contractor. 賣方或該期數的承建商屬合夥，而上述認可人士或上述有聯繫人士屬該賣方或承建商的僱員。	No 否
(n) The vendor, a holding company of the vendor, or a building contractor for the Phase, is a private company, and a proprietor of a firm of solicitors acting for the owner in relation to the sale of residential properties in the Phase holds at least 10% of the issued shares in that vendor, holding company or contractor. 賣方、賣方的控權公司或該期數的承建商屬私人公司，而就該期數中的住宅物業的出售而代表擁有人行事的律師事務所的經營人持有該賣方、控權公司或承建商最少 10% 的已發行股份。	No 否
(o) The vendor, a holding company of the vendor, or a building contractor for the Phase, is a listed company, and a proprietor of such a firm of solicitors holds at least 1% of the issued shares in that vendor, holding company or contractor. 賣方、賣方的控權公司或該期數的承建商屬上市公司，而上述律師事務所的經營人持有該賣方、控權公司或承建商最少 1% 的已發行股份。	No 否
(p) The vendor or a building contractor for the Phase is a corporation, and a proprietor of such a firm of solicitors is an employee, director or secretary of that vendor or contractor or of a holding company of that vendor. 賣方或該期數的承建商屬法團，而上述律師事務所的經營人屬該賣方或承建商或該賣方的控權公司的僱員、董事或秘書。	No 否
(q) The vendor or a building contractor for the Phase is a partnership, and a proprietor of such a firm of solicitors is an employee of that vendor or contractor. 賣方或該期數的承建商屬合夥，而上述律師事務所的經營人屬該賣方或承建商的僱員。	No 否
(r) The vendor or a building contractor for the Phase is a corporation, and the corporation of which an authorized person for the Phase is a director or employee in his or her professional capacity is an associate corporation of that vendor or contractor or of a holding company of that vendor. 賣方或該期數的承建商屬法團，而該期數的認可人士以其專業身分擔任董事或僱員的法團為該賣方或承建商或該賣方的控權公司的有聯繫法團。	No 否
(s) The vendor or a building contractor for the Phase is a corporation, and that contractor is an associate corporation of that vendor or of a holding company of that vendor. 賣方或該期數的承建商屬法團，而該承建商屬該賣方或該賣方的控權公司的有聯繫法團。	No 否

There will be non-structural prefabricated external walls forming part of the enclosing walls of the Phase.
期數將會有構成圍封牆的一部份的非結構的預製外牆。

The thickness of the non-structural prefabricated external walls of the building is 150 mm.
該幢建築物的非結構的預製外牆的厚度為 150 毫米。

Schedule of Total Area of the Non-structural Prefabricated External Walls of each Residential Property
每個住宅物業的非結構的預製外牆的總面積表

Block Name 大廈名稱	Floor 樓層	Flat 單位	Total area of non-structural prefabricated external walls of each residential property (sq. m.) 每個住宅物業的非結構的預製外牆的總面積 (平方米)
Tower 1 第 1 座	1/F 1 樓	A1	1.343
		A2	0.32
		A3	0.725
		A5	0.869
		A6	0.64
		A7	0.64
		A8	0.647
		B1	1.627
		B2	1.297
		B3	0.636
		B5	0.651
	2/F – 3/F, 5/F – 12/F & 15/F – 17/F 2 樓至 3 樓、 5 樓至 12 樓及 15 樓至 17 樓	A1	1.343
		A2	0.476
		A3	0.725
		A5	0.869
		A6	0.64
		A7	0.64
		A8	0.647
		B1	1.627
		B2	1.297
		B3	0.636
		B5	0.651
	18/F 18 樓	A1	1.343
		A2	0.476
		A3	0.725
		A5	0.869
		A6	0.64
		A7	0.64
		A8	0.647
		B1	1.627
		B2	1.297
		B3	0.636
		B5	0.651

Block Name 大廈名稱	Floor 樓層	Flat 單位	Total area of non-structural prefabricated external walls of each residential property (sq. m.) 每個住宅物業的非結構的預製外牆的總面積 (平方米)
Tower 1 第 1 座	19/F 19 樓	A1	0
		A2	0.725
		A3	0.869
		A5	0.64
		A6	0.659
		B1	0
		B2	0.636
		B3	0.651
Tower 6 第 6 座	1/F 1 樓	A1	0.667
		A2	0.741
		A3	0.741
		A5	0.741
		A6	0.741
		A7	0.475
		A8	0.948
		B1	0.539
		C1	1.271
		C2	0.261
		C3	0.287
		C5	0.287
		C6	0
		D1	0.978
		D2	0.633
		D3	0.677
		D5	0.626
	2/F 2 樓	A1	0.667
		A2	0.741
		A3	0.741
		A5	0.741
		A6	0.741
		A7	0.475
		A8	0.948
		B1	0.539
		C1	1.271

Block Name 大廈名稱	Floor 樓層	Flat 單位	Total area of non-structural prefabricated external walls of each residential property (sq. m.) 每個住宅物業的非結構的預製外牆的總面積 (平方米)
Tower 6 第6座	2/F 2樓	C2	0.261
		C3	0.287
		C5	0.287
		C6	0
		D1	0.978
		D2	0.633
		D3	0.677
		D5	0.626
	3/F, 5/F – 12/F 3樓、5樓至12樓	A1	0.667
		A2	0.741
		A3	0.741
		A5	0.741
		A6	0.741
		A7	0.475
		A8	0.948
		B1	1.176
		B2	0.645
		B3	0.685
		B5	0.539
		C1	1.271
		C2	0.261
		C3	0.287
		C5	0.287
		C6	0.287
		C7	0.244
		D1	0.978
		D2	0.633
		D3	0.677
		D5	0.626
	15/F 15樓	A1	0.667
		A2	0.741
		A3	0.741
		A5	0.741
		A6	0.741
		A7	0.475
		B1	1.176
		B2	0.645
		B3	0.685
		B5	0.539
		C1	1.271
		C2	0.261

Block Name 大廈名稱	Floor 樓層	Flat 單位	Total area of non-structural prefabricated external walls of each residential property (sq. m.) 每個住宅物業的非結構的預製外牆的總面積 (平方米)
Tower 6 第6座	15/F 15樓	C3	0.287
		C5	0.287
		C6	0.287
		C7	0.244
		D1	0.978
		D2	0.633
		D3	0.677
		D5	0.626
Tower 7 第7座	1/F 1樓	A1	1.521
		A2	0.621
		A3	0.287
		A5	0.265
		A6	0.287
		A7	0.306
		A8	0.64
		A9	0.317
		B1	1.48
		B2	0.658
		B3	0.311
		B5	0.607
		B6	0.302
	2/F 2樓	A1	1.521
		A2	0.621
		A3	0.287
		A5	0.265
		A6	0.287
		A7	0.306
		A8	0.64
		A9	0.317
		A10	1.865
		B1	1.48
		B2	0.658
		B3	0.662
		B5	0.611
		B6	0.302
		C1	1.011
		C2	0.662
		C3	0.607
		C5	0.325
		D1	0.308
		D2	0.741

Block Name 大廈名稱	Floor 樓層	Flat 單位	Total area of non-structural prefabricated external walls of each residential property (sq. m.) 每個住宅物業的非結構的預製外牆的總面積 (平方米)
Tower 7 第7座	2/F 2 樓	D3	0.741
		D5	0.741
		D6	0.45
	3/F, 5/F – 12/F 3 樓、5 樓至 12 樓	A1	1.521
		A2	0.621
		A3	0.287
		A5	0.265
		A6	0.287
		A7	0.306
		A8	0.64
		A9	0.317
		A10	1.865
		B1	1.48
		B2	0.658
		B3	0.662
		B5	0.611
		B6	0.302
		C1	1.011
		C2	0.662
		C3	0.607
		C5	0.325
		D1	0.308
		D2	0.741
		D3	0.741
		D5	0.741
		D6	0.45
	15/F 15 樓	A1	1.521
		A2	0.621
		A3	0.287
		A5	0.265
		A6	0.287
		A7	0.306
		A8	0.64
		A9	0.317
		A10	1.865
		B1	1.48
		B2	0.658
		B3	0.662
		B5	0.611
		B6	0.302
		C1	1.011

Block Name 大廈名稱	Floor 樓層	Flat 單位	Total area of non-structural prefabricated external walls of each residential property (sq. m.) 每個住宅物業的非結構的預製外牆的總面積 (平方米)
Tower 7 第7座	15/F 15 樓	C2	0.662
		C3	0.607
		C5	0.325
		D1	0.308
		D2	0.741
		D3	0.741
		D5	0.741
		D6	0.45

There will be curtain walls forming part of the enclosing walls of the Phase.
期數將會有構成圍封牆的一部份的幕牆。

The thickness of the curtain walls of the building is 200 mm.
該幢建築物的幕牆的厚度為 200 毫米。

Schedule of Total Area of the Curtain Walls of each Residential Property
每個住宅物業的幕牆的總面積表

Block Name 大廈名稱	Floor 樓層	Flat 單位	Total area of curtain walls of each residential property (sq. m.) 每個住宅物業的幕牆的總面積 (平方米)
Tower 1 第1座	19/F 19 樓	A1	1.07
		B1	1.389

6 INFORMATION ON PROPERTY MANAGEMENT 物業管理的資料

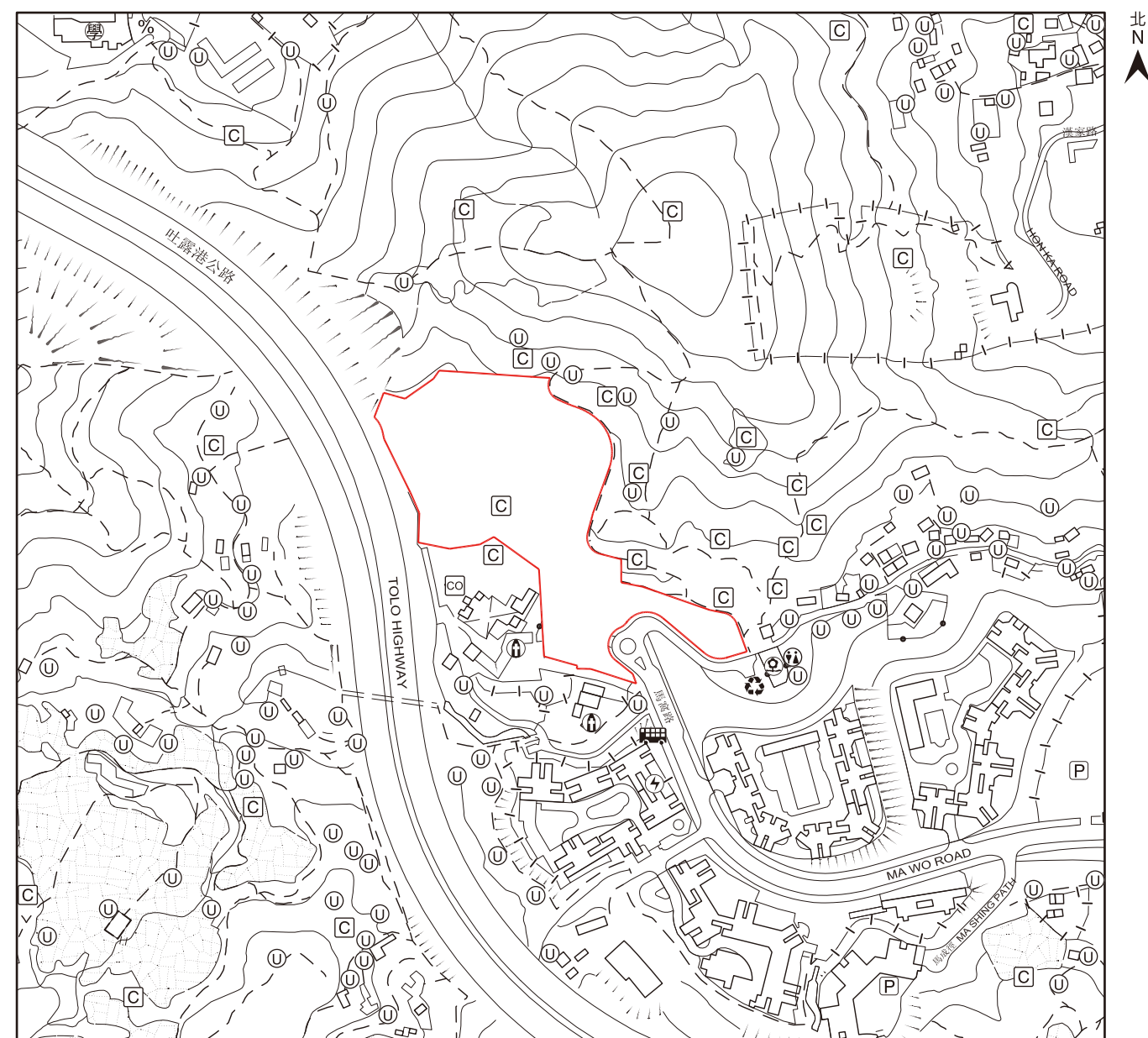
The latest draft of the Principal Deed of Mutual Covenant and Management Agreement of the Development and the Sub-Deed of Mutual Covenant and Management Agreement of the Phase do not provide the name of the manager of the Development and the Phase and the Vendor intends to appoint Le Mont Property Management Company Limited as the manager of the Development and the Phase upon execution of the Principal Deed of Mutual Covenant and Management Agreement and the Sub-Deed of Mutual Covenant and Management Agreement of the Phase.

發展項目的主公契及管理協議及期數的副公契及管理協議的最新擬稿未有提供發展項目及期數的管理人的名稱，而賣方擬在簽立主公契及管理協議及期數的副公契及管理協議時委任上然物業管理有限公司為發展項目及期數的管理人。

7 LOCATION PLAN OF THE DEVELOPMENT 發展項目的所在位置圖

The Location Plan is made with reference to the Survey Sheet No. T7-NW-B dated 5 December 2024 from Survey and Mapping Office of the Lands Department with adjustments where necessary.

此位置圖是參考地政總署測繪處出版於2024年12月5日之測繪圖編號T7-NW-B所編製，並經修正處理。



Location of the Development
發展項目的位置

Scale 比例：0 50 150 250M(米)

NOTATION 圖例

⛪	Religious Institution (including Church, Temple and Tsz Tong)	宗教場所 (包括教堂、廟宇及祠堂)
🚉	Public Transport Terminal (including Rail Station)	公共交通總站 (包括鐵路車站)
🎓	School (including Kindergarten)	學校 (包括幼稚園)
⚡	Power Plant (including Electricity Sub-stations)	發電廠 (包括電力分站)
Ⓜ	Public Utility Installation	公用事業設施裝置
♻️	Refuse Collection Point	垃圾收集站
🚻	Public Convenience	公廁
🅑	Public Carpark (including Lorry Park)	公眾停車場 (包括貨車停泊處)
🌳	Public Park	公園
🏠	Columbarium	骨灰龕
Ⓜ	Cemetery	墳場

Street name(s) not shown in full in the Location Plan of the Development.

於發展項目的所在位置圖未能顯示之街道全名：

% KAM YU ROAD
錦儒路

Notes:

1. The Vendor advises prospective purchasers to conduct an on-site visit for a better understanding of the Development site, its surrounding environment and the public facilities nearby.
2. The plan may show more than the area required under the Residential Properties (First-hand Sales) Ordinance due to technical reason that the boundary of the Development is irregular.

備註：

1. 賣方建議準買家到有關發展地盤作實地考察，以對該發展地盤、其周邊地區環境及附近的公共設施有較佳了解。
2. 由於發展項目的邊界不規則的技術原因，此圖所顯示的範圍可能超過《一手住宅物業銷售條例》所規定的範圍。

The Map is provided by the CSDI Portal and intellectual property rights are owned by the Government of the HKSAR.
地圖由空間數據共享平台提供，香港特別行政區政府為知識產權擁有人。

8 AERIAL PHOTOGRAPH OF THE PHASE 期數的鳥瞰照片

Adapted from the aerial photograph taken by the Survey and Mapping Office of the Lands Department at a flying height of 6,900 feet, photo No. E188351C, date of flight: 24 February 2023.

摘錄自地政總署測繪處在6,900呎的飛行高度拍攝之鳥瞰照片，照片編號E188351C，飛行日期：2023年2月24日。



● Location of the Phase
期數的位置

Notes:

1. Copy of the aerial photograph of the Phase is available for free inspection at the sales office during opening hours.
2. The aerial photograph may show more than the area required under the Residential Properties (First-hand Sales) Ordinance due to technical reason that the boundary of the Phase is irregular.
3. The Vendor also advises prospective purchasers to conduct an on-site visit for a better understanding of the Development site, its surrounding environment and the public facilities nearby.
4. The aerial photo is provided by the CSDI Portal and intellectual property rights are owned by the Government of the HKSAR.

備註：

1. 期數的鳥瞰照片之副本可於售樓處開放時間內免費查閱。
2. 由於期數的邊界不規則的技術原因，此鳥瞰照片所顯示的範圍可能超過《一手住宅物業銷售條例》所規定的範圍。
3. 賣方建議準買家到有關發展地盤作實地考察，以對該發展地盤、其周邊地區環境及附近的公共設施有較佳了解。
4. 鳥瞰照片由空間數據共享平台提供，香港特別行政區政府為知識產權擁有人。

Survey and Mapping Office, Lands Department, The Government of HKSAR © Copyright reserved – reproduction by permission only.

香港特別行政區政府地政總署測繪處 © 版權所有，未經許可，不得複製。

8 AERIAL PHOTOGRAPH OF THE PHASE 期數的鳥瞰照片

Adapted from the aerial photograph taken by the Survey and Mapping Office of the Lands Department at a flying height of 6,900 feet, photo No. E188353C, date of flight: 24 February 2023.

摘錄自地政總署測繪處在6,900呎的飛行高度拍攝之鳥瞰照片，照片編號E188353C，飛行日期：2023年2月24日。



● Location of the Phase
期數的位置

Survey and Mapping Office, Lands Department, The Government of HKSAR © Copyright reserved – reproduction by permission only.

香港特別行政區政府地政總署測繪處 © 版權所有，未經許可，不得複製。

Notes:

1. Copy of the aerial photograph of the Phase is available for free inspection at the sales office during opening hours.
2. The aerial photograph may show more than the area required under the Residential Properties (First-hand Sales) Ordinance due to technical reason that the boundary of the Phase is irregular.
3. The Vendor also advises prospective purchasers to conduct an on-site visit for a better understanding of the Development site, its surrounding environment and the public facilities nearby.
4. The aerial photo is provided by the CSDI Portal and intellectual property rights are owned by the Government of the HKSAR.

備註：

1. 期數的鳥瞰照片之副本可於售樓處開放時間內免費查閱。
2. 由於期數的邊界不規則的技術原因，此鳥瞰照片所顯示的範圍可能超過《一手住宅物業銷售條例》所規定的範圍。
3. 賣方建議準買家到有關發展地盤作實地考察，以對該發展地盤、其周邊地區環境及附近的公共設施有較佳了解。
4. 鳥瞰照片由空間數據共享平台提供，香港特別行政區政府為知識產權擁有人。

9 OUTLINE ZONING PLAN ETC. RELATING TO THE DEVELOPMENT 關乎發展項目的分區計劃大綱圖等

Extracted from part of the Approved Tai Po Outline Zoning Plan No. S/TP/30 gazetted on 8 July 2022, with adjustments where necessary as shown in red.

摘錄自2022年7月8日刊憲之大埔分區計劃大綱核准圖，圖則編號S/TP/30，有需要經修正處理之處以紅色顯示。



NOTATION 圖例

ZONES		地帶
R(A)	Residential (Group A)	住宅(甲類)
R(B)	Residential (Group B)	住宅(乙類)
V	Village Type Development	鄉村式發展
G/IC	Government, Institution Or Community	政府、機構或社區
O	Open Space	休憩用地
GB	Green Belt	綠化地帶
COMMUNICATIONS		交通
	Major Road And Junction	主要道路及路口
	Elevated Road	高架道路
MISCELLANEOUS		其他
	Boundary Of Planning Scheme	規劃範圍界線
	Building Height Control Zone Boundary	建築物高度管制區界線
①	Planning Area Number	規劃區編號
	Maximum Building Height (In Metres Above Principal Datum)	最高建築物高度 (在主水平基準上若干米)
	Maximum Building Height (In Number Of Storeys)	最高建築物高度 (樓層數目)

Notes:

1. The last updated Outline Zoning Plan and the attached schedule as at the date of printing of the sales brochure is available for free inspection at the sales office during opening hours.
2. The Vendor also advises prospective purchasers to conduct an on-site visit for a better understanding of the Development site, its surrounding environment and the public facilities nearby.
3. The plan may show more than the area required under the Residential Properties (First-hand Sales) Ordinance due to technical reason that the boundary of the Development is irregular.

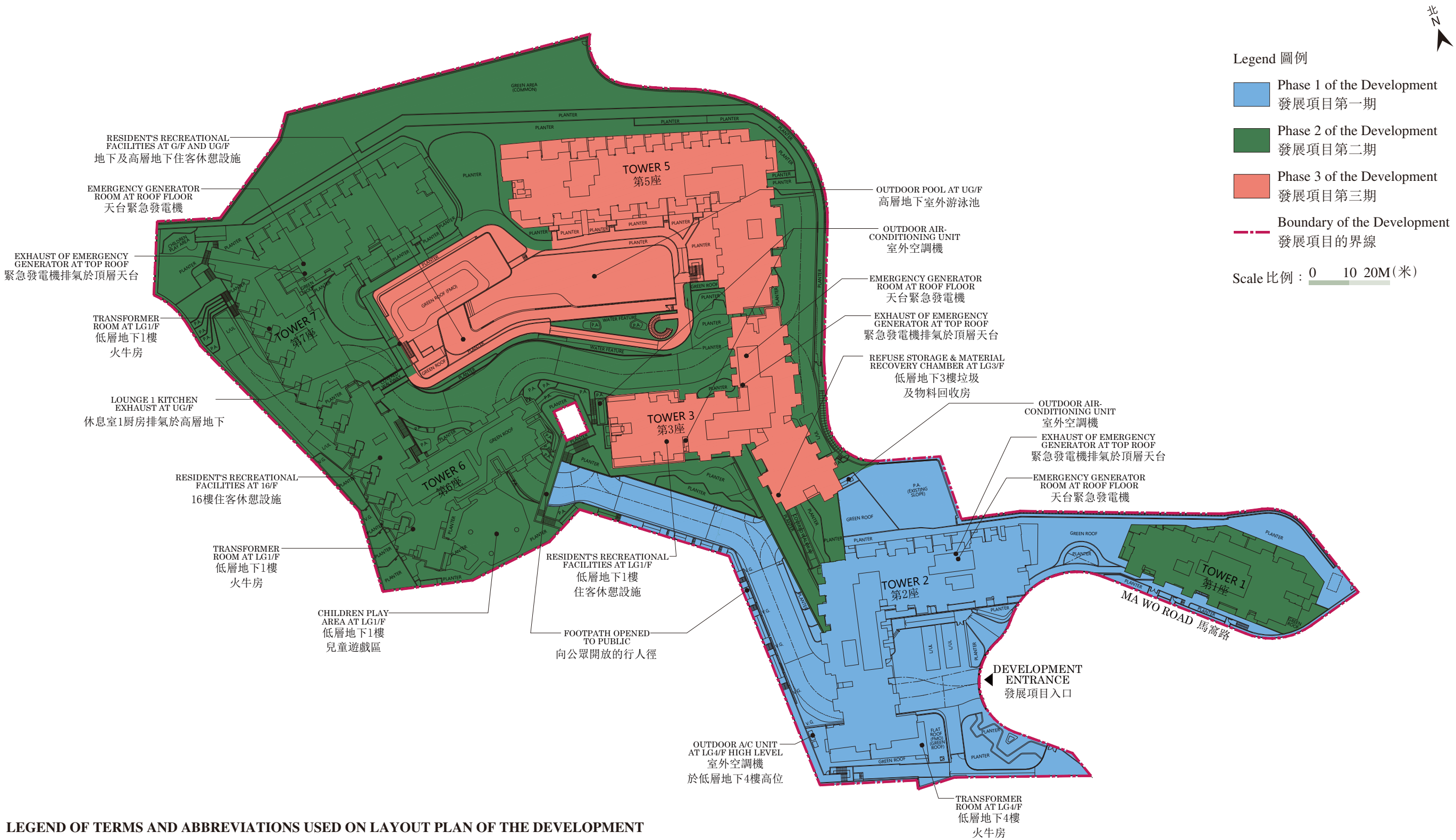
備註：

1. 在印刷售樓說明書當日所適用的最近期分區計劃大綱圖及其附表，可於售樓處開放時間內免費查閱。
2. 賣方建議準買家到有關發展地盤作實地考察，以對該發展地盤、其周邊地區環境及附近的公共設施有較佳了解。
3. 由於發展項目的邊界不規則的技術原因，此大綱圖所顯示的範圍可能超過《一手住宅物業銷售條例》所規定的範圍。

The plan, prepared by the Planning Department under the direction of the Town Planning Board, is reproduced with the permission of the Director of Lands. © The Government of Hong Kong SAR.

大綱圖為規劃署遵照城市規劃委員會指示擬備，版權屬香港特別行政區政府，經地政總署准許複印。

10 LAYOUT PLAN OF THE DEVELOPMENT 發展項目的布局圖



LEGEND OF TERMS AND ABBREVIATIONS USED ON LAYOUT PLAN OF THE DEVELOPMENT
發展項目的布局圖中所使用名詞及簡稱之圖例

PLANTER = 花槽
P.A. = PLANTER AREA = 花槽
WATER FEATURE = 水景
V.G. = VERTICAL GREENING = 垂直綠化
L/UL = LOADING AND UNLOADING SPACE = 上落貨停車位
FMO = FOR MAINTENANCE ONLY = 只供維修用途

GREEN ROOF = 綠化天台
GREEN AREA (COMMON) = 綠化區域 (公共)
COVERED WALKWAY = 有蓋行人道
CHILDREN PLAY AREA = 兒童遊戲區
FLAT ROOF = 平台
EXISTING SLOPE = 現存的斜坡

The estimated date of completion of the buildings and facilities, as provided by the Authorized Person for Phase 1, Phase 2 and Phase 3 is 31 January 2026.
第一期、第二期及第三期的認可人士提供的建築物及設施的預計落成日期為2026年1月31日。

Remark: This plan shows the layout of the Development from an aerial view only. The boundaries and areas of different phases on different floors could be different from those shown here.
備註：本圖僅顯示從上空鳥瞰可見之發展項目布局。不同期數於不同樓層上的邊界和範圍可能與本圖所示者不同。

LEGEND OF TERMS AND ABBREVIATIONS USED ON FLOOR PLANS

樓面平面圖中所使用名詞及簡稱之圖例

PIPE CHAMBER = 管道空間

A/C = AIR CONDITIONER PLATFORM = 空調機平台

A/C. = AIR CONDITIONER PLATFORM = 空調機平台

A.D. = AIR DUCT = 風喉

A.F. = ARCHITECTURAL FEATURE = 建築裝飾

ACOUSTIC FIN WITH SAM = ACOUSTIC FIN WITH SOUND ABSORPTION MATERIAL = 隔音鰭連吸音物料

A.FIN = ALUMINIUM ARCHITECTURAL FINS = 鋁質建築裝飾鰭

A.FIN ABOVE = ALUMINIUM ARCHITECTURAL FINS ABOVE = 鋁質建築裝飾鰭在上

A.FIN (AT H/L OF X/F) = ALUMINIUM ARCHITECTURAL FINS (AT HIGH LEVEL OF X/F) = 鋁質建築裝飾鰭 (在 X 樓高位)

A.FIN (AT L/L OF X/F) = ALUMINIUM ARCHITECTURAL FINS (AT LOW LEVEL OF X/F) = 鋁質建築裝飾鰭 (在 X 樓低位)

A.FIN (AT X/F ONLY) = ALUMINIUM ARCHITECTURAL FINS (AT X/F ONLY) = 鋁質建築裝飾鰭 (只在 X 樓)

A.FIN (AT H/L OF X/F & H/L & L/L OF X/F) = ALUMINIUM ARCHITECTURAL FINS (AT HIGH LEVEL OF X/F AND HIGH LEVEL AND LOW LEVEL OF X/F) = 鋁質建築裝飾鰭 (在 X 樓高位及在 X 樓高位及低位)

A.FIN AT TRANSFER PLATE = ALUMINIUM ARCHITECTURAL FINS AT TRANSFER PLATE = 鋁質建築裝飾鰭在轉換層

AL.C. = ALUMINIUM CLADDING = 鋁質覆蓋層板

AL.C. (AT X/F ONLY) / AL.C. AT X/F ONLY = ALUMINIUM CLADDING AT X/F ONLY = 鋁質覆蓋層板 (只在 X 樓)

A.P. = ACCESS PANEL = 維修口

BA = BATHROOM = 浴室

BA2 = BATHROOM 2 = 浴室 2

BAL = BALCONY = 露台

BAL & U.P. ABOVE = BALCONY AND UTILITY PLATFORM ABOVE = 露台及工作平台在上

BR2 = BEDROOM 2 = 睡房 2

BR3 = BEDROOM 3 = 睡房 3

BUILDING LINE ABOVE = 建築物邊線在上

C.L. = CAT-LADDER = 豎梯

COVER FOR BAL/U.P. = COVER FOR BALCONY AND / OR UTILITY PLATFORM = 露台及/或工作平台上蓋

COVERED LANDSCAPE = 有蓋園景

C.W. = CURTAIN WALL = 幕牆

DN = DOWN = 落

ELECT RM. = ELECT ROOM = 電力房

E.L.V. = EXTRA-LOW VOLTAGE CABLE DUCT = 特低壓電管道槽

E.M.C. = ELECTRICAL METER CABINET = 電錶櫃

E.M.R. = ELECTRICAL METER ROOM = 電錶房

EMERGENCY GENERATOR RM. = EMERGENCY GENERATOR ROOM = 緊急發電機房

FLAT ROOF = 平台

FLAT ROOF (FMO) = FLAT ROOF (FOR MAINTENANCE ONLY) = 平台 (只供維修用途)

FLAT ROOF (FMO) AT X/F ONLY= FLAT ROOF (FOR MAINTENANCE ONLY) AT X/F ONLY = 平台 (只供維修用途) (只在 X 樓)

FLUSHING WATER PUMP RM = 沖廁水泵房

FLUSHING WATER PUMP RM. = 沖廁水泵房

GARDEN = 花園

HORIZONTAL ACOUSTIC FIN = 橫隔音鰭

HORIZONTAL SCREEN = 橫屏

H.R. = HOSE REEL = 消防喉轆

KIT = KITCHEN = 廚房

LAV = LAVATORY = 洗手間

LIFT = 升降機

LIFT LOBBY = 升降機大堂

Remarks:

1. There may be architectural features and/or exposed common pipes on external walls of some floors.
2. There may be communal pipes and/or mechanical and electrical services within balconies, utility platforms, flat roofs and roofs of some residential units.
3. Some residential units have ceiling bulkheads and/or sunken slab at living/dining room, bedrooms, bathrooms, store room, utility room, lavatory, corridor and kitchen for air-conditioning system and/or other mechanical and electrical services.
4. Symbols of fittings and fitments shown on the floor plans, such as bathtubs, sink, water closets, shower, sink counter, etc. are architectural symbols retrieved from the latest approved general building plans and for general indication only.
5. Balconies and utility platforms are non-enclosed areas.

備註：

1. 部份樓層外牆或設有建築裝飾及/或外露喉管。
2. 部份住宅單位之露台、工作平台、平台及天台內或裝有公用喉管及/或機電設備。
3. 部分住宅單位的客/飯廳、睡房、浴室、儲物室、工作間、洗手間、走廊及廚房之天花有假天花及/或跌級樓板，用以安裝空調及/或其他機電設備。
4. 平面圖上所顯示的形象裝置符號，例如浴缸、洗滌盆、坐廁、花灑、洗滌盆櫃等乃摘自最新的經批准的建築圖則，只作一般性標誌。
5. 露台和工作平台為不可封閉的地方。

LEGEND OF TERMS AND ABBREVIATIONS USED ON FLOOR PLANS

樓面平面圖中所使用名詞及簡稱之圖例

LIFT SHAFT = 升降機槽

LIV/DIN = LIVING OR DINNING ROOM = 客廳或飯廳

MAIL ROOM = 郵件室

MBA = MASTER BATHROOM = 主人浴室

MBR = MASTER BEDROOM = 主人睡房

M.L. AT H/L = METAL LOUVRE AT HIGH LEVEL = 金屬百葉在高位

MS = MAINTENANCE SPACE = 維修空間

OKIT = OPEN KITCHEN = 開放式廚房

P.A. = PLANTER = 花槽

P.D. = PIPE DUCT = 管道槽

POTABLE WATER PUMP RM. = POTABLE WATER PUMP ROOM = 食水水泵房

POTABLE WATER PUMP ROOM (2) = 2 號食水水泵房

R.C. CURB 150H. A.F.F.L. W/ AL. COVER = REINFORCED CONCRETE CURB 150mm HIGH ABOVE FINISH FLOOR LEVEL WITH ALUMINIUM CLADDING COVER = 裝修物料面之上 150 毫米高的鋼筋混凝土路緣連鋁質覆蓋層板

R.C. PARAPET WALL 1800H. A.F.F.L. = REINFORCED CONCRETE PARAPET WALL 1800mm HIGH ABOVE FINISH FLOOR LEVEL = 裝修物料面之上 1800 毫米高的鋼筋混凝土矮護牆

R.C. PARAPET WALL W/ AL.C. 1800H. A.F.F.L. = REINFORCED CONCRETE PARAPET WALL WITH ALUMINIUM CLADDING 1800mm HIGH ABOVE FINISH FLOOR LEVEL = 裝修物料面之上 1800 毫米高的鋼筋混凝土矮護牆連鋁質覆蓋層板

R.C. PARAPET WALL 1300H. + GRILLE 500H. A.F.F.L. = REINFORCED CONCRETE PARAPET WALL 1300mm HIGH AND GRILLE 500mm HIGH ABOVE FINISH FLOOR LEVEL = 裝修物料面之上 1300 毫米高的鋼筋混凝土矮護牆及 500 毫米高的格柵

R.C. PLINTH = REINFORCED CONCRETE PLINTH = 鋼筋混凝土底座

R.C. PLINTH FOR PIPES= REINFORCED CONCRETE PLINTH FOR PIPES = 管道的鋼筋混凝土底座

ROOF = 天台

ROOF (COMMON) = 公共天台

Remarks:

1. There may be architectural features and/or exposed common pipes on external walls of some floors.
2. There may be communal pipes and/or mechanical and electrical services within balconies, utility platforms, flat roofs and roofs of some residential units.
3. Some residential units have ceiling bulkheads and/or sunken slab at living/dining room, bedrooms, bathrooms, store room, utility room, lavatory, corridor and kitchen for air-conditioning system and/or other mechanical and electrical services.
4. Symbols of fittings and fitments shown on the floor plans, such as bathtubs, sink, water closets, shower, sink counter, etc. are architectural symbols retrieved from the latest approved general building plans and for general indication only.
5. Balconies and utility platforms are non-enclosed areas.

RS&MRR = REFUSE STORAGE AND MATERIAL RECOVERY ROOM = 垃圾及物料回收房

S = STOVE = 煮食爐

STAIRCASE BELOW = 樓梯在下

ST = STORE = 儲物室

TOP OF ACOUSTIC FIN WITH SAM = TOP OF ACOUSTIC FIN WITH SOUND ABSORPTION MATERIAL = 隔音 簷頂連吸音物料

TOP OF A.F. = TOP OF ARCHITECTURAL FEATURE = 建築裝飾頂

TOP OF A.FIN = TOP OF ALUMINIUM ARCHITECTURAL FINS = 鋁質建築裝飾簷頂

TOP OF A.FIN AT X/F = TOP OF ALUMINIUM ARCHITECTURAL FINS AT X/F = 鋁質建築裝飾簷頂在 X 樓

TOP OF A.FIN (AT H/L OF X/F) / TOP OF A.FIN AT H/L OF X/F = TOP OF ALUMINIUM ARCHITECTURAL FINS AT HIGH LEVEL OF X/F = 鋁質建築裝飾簷頂在 X 樓高位

TOP OF AL.C. = TOP OF ALUMINIUM CLADDING = 鋁質覆蓋層板頂

TOP VENT ABOVE = 高位通風口在上

UP = 上

U.P. = UTILITY PLATFORM = 工作平台

UPPER PART OF LIFT LOBBY = 升降機大堂上半部分

UPPER PART OF MAIL ROOM = 郵件室上半部分

UR = UTILITY ROOM = 工作間

W.M.C. = WATER METER CABINET = 水錶櫃

W.M.R. = WATER METER ROOM = 水錶房

X/F ONLY = 只在 X 樓

AW = ACOUSTIC WINDOW (BAFFLE TYPE) = 減音窗 (擋音式)

AD = ACOUSTIC DOOR (BAFFLE TYPE) = 減音門 (擋音式)

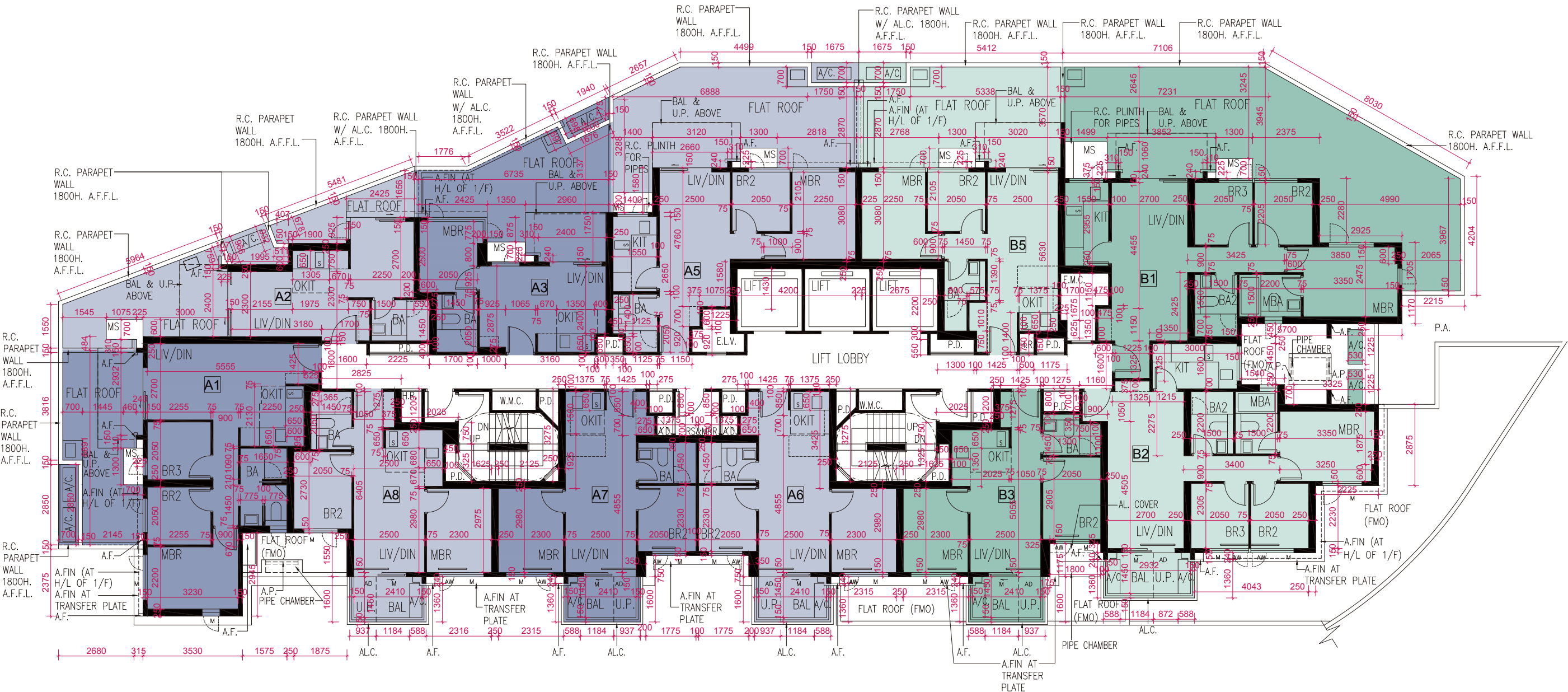
M = FIXED GLAZING (WITH OR WITHOUT MAINTENANCE WINDOW) = 固定窗戶 (連或不連維修窗)

備註：

1. 部份樓層外牆或設有建築裝飾及/或外露喉管。
2. 部份住宅單位之露台、工作平台、平台及天台內或裝有公用喉管及/或機電設備。
3. 部分住宅單位的客/飯廳、睡房、浴室、儲物室、工作間、洗手間、走廊及廚房之天花有假天花及/或跌級樓板，用以安裝空調及/或其他機電設備。
4. 平面圖上所顯示的形象裝置符號，例如浴缸、洗滌盆、坐廁、花灑、洗滌盆櫃等乃摘自最新的經批准的建築圖則，只作一般性標誌。
5. 露台和工作平台為不可封閉的地方。

11 FLOOR PLANS OF RESIDENTIAL PROPERTIES IN THE PHASE 期數的住宅物業的樓面平面圖

TOWER 1 1/F
第1座 1樓



Scale 比例 : 0 2 4M(米)

11 FLOOR PLANS OF RESIDENTIAL PROPERTIES IN THE PHASE 期數的住宅物業的樓面平面圖

	Floor 樓層	Tower 1 第1座										
		Flat 單位										
		A1	A2	A3	A5	A6	A7	A8	B1	B2	B3	B5
The floor-to-floor height of each residential property (mm) 每個住宅物業的層與層之間的高度 (毫米)	1/F 1 樓	3200@, 3550@	3200@, 3475>, 3550	3200@, 3475>, 3550	3200@, 3475>, 3550	3200@, 3475>, 3550	3200@, 3475>, 3550	3200@, 3475>, 3550	3200@, 3550@	3200@, 3475>, 3550	3200@, 3475>, 3550	3200@, 3550@
The thickness of the floor slabs (excluding plaster) of each residential property (mm) 每個住宅物業的樓板 (不包括灰泥) 的厚度 (毫米)		150	150	150	150	150	150	150	150	150	150	150

@ Inclusive of the thickness of the mass fill concrete layer on the floor of this floor (400mm).
> Inclusive of the thickness of the mass fill concrete layer on the floor of this floor (325mm).
The internal areas of the residential properties on the upper floors will generally be slightly larger than those on the lower floors because of the reducing thickness of the structural walls on the upper floors. (This does not apply to the residential properties in the Phase because the design of the Phase does not involve reducing thickness of structural walls of residential properties on the upper floors.)

@ 包含本層地台混凝土填充層厚度 (400 毫米)。
> 包含本層地台混凝土填充層厚度 (325 毫米)。
因住宅物業的較高樓層的結構牆的厚度遞減，較高樓層的內部面積，一般比較低樓層的內部面積稍大。(不適用於期數內的住宅物業，因期數的設計並不牽涉住宅物業的較高樓層的結構牆的厚度遞減。)

- Notes:
- The dimensions of the floor plan are all structural dimensions in millimetres.
 - Please refer to the beginning of this chapter of this sales brochure for the legend of the terms and abbreviations shown on the floor plans and remarks that are applicable thereto.
 - Dotted line in the format shown below delineates the extent of open kitchen area (if any) in a residential unit.

Extent of open kitchen area
 - Dotted line in the format shown below delineates the extent of built-in cabinet (if any) in a residential unit.

-----Extent of built-in cabinet
 - The floor-to-floor height refers to the height between the top surface of the structural slab of a floor and the top surface of the structural slab of its immediate upper floor.
 - There may be different floor to floor height and the thickness of the floor slabs (excluding plaster) of each residential properties. For details, prospective purchasers are advised to inspect the General Building Plans and Structural Plans of the Phase and obtain professional advice if necessary.

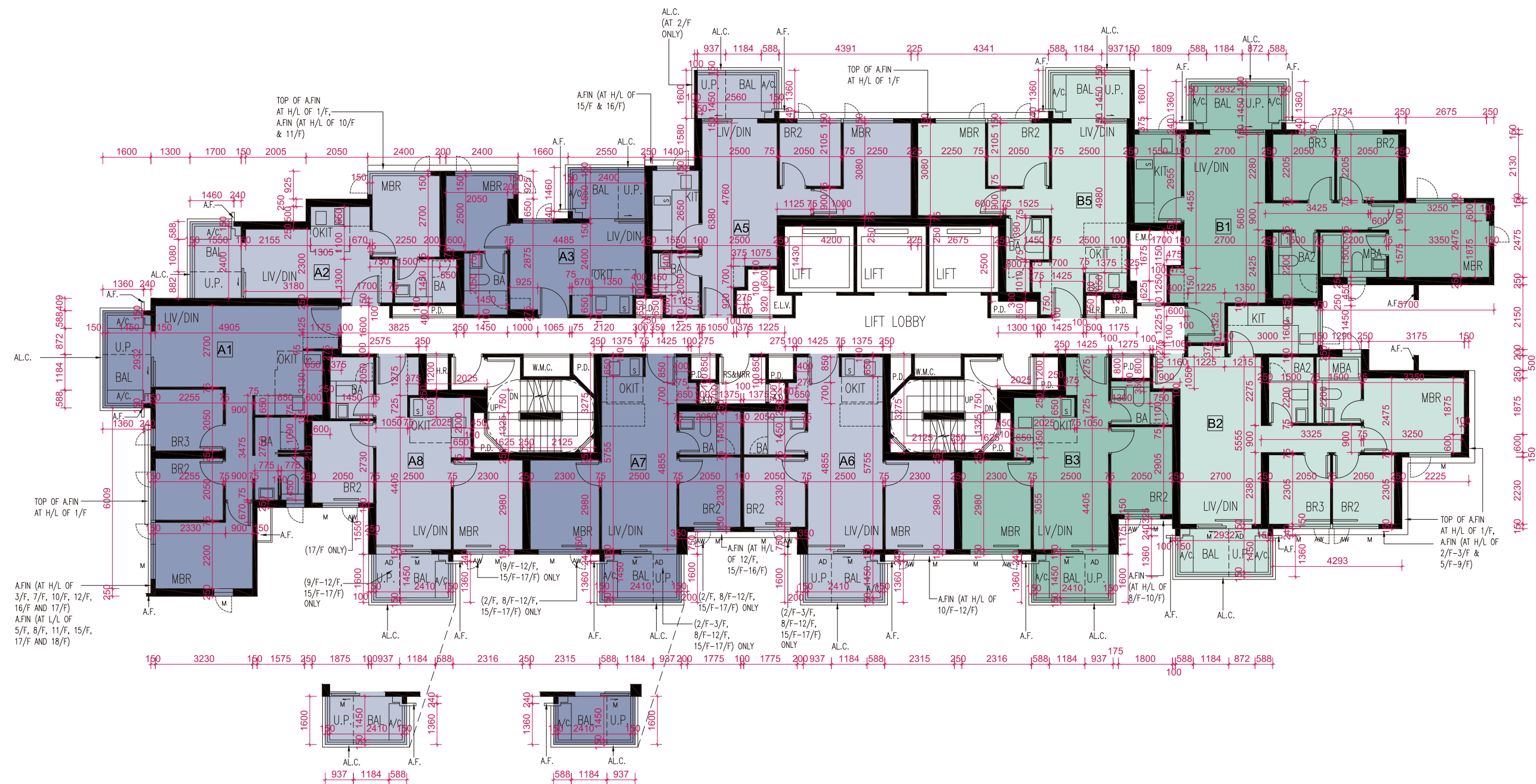
- 備註：
- 樓面平面圖所列之尺寸為以毫米標示之建築結構尺寸。
 - 樓面平面圖中顯示之名詞及簡稱之圖例及其適用的附註，請參閱本售樓說明書本章節開首。
 - 住宅單位內的開放式廚房範圍 (如有) 以下列格式之虛線勾劃。

開放式廚房範圍
 - 住宅單位內的嵌入式櫃範圍 (如有) 以下列格式之虛線勾劃。

-----嵌入式櫃範圍
 - 每個住宅物業的層與層之間的高度指該樓層之石屎地台面與上一層石屎地台面之高度距離。
 - 不同住宅物業的層與層之間的高度及每個住宅物業的樓板 (不包括灰泥) 的厚度會有不同。特此建議準買家參閱期數之核准圖則及結構圖則和在有需要時尋求專業意見。

11 FLOOR PLANS OF RESIDENTIAL PROPERTIES IN THE PHASE 期數的住宅物業的樓面平面圖

TOWER 1 2/F – 3/F, 5/F – 12/F & 15/F – 17/F
第1座 2樓至3樓、5樓至12樓及15樓至17樓



PART PLAN AT 2/F -3/F & 5/F - 8/F
2樓至3樓及5樓至8樓部份平面圖

PART PLAN AT 5/F - 7/F
5樓至7樓部份平面圖

Scale 比例：0 2 4M(米)

11 FLOOR PLANS OF RESIDENTIAL PROPERTIES IN THE PHASE 期數的住宅物業的樓面平面圖

	Floor 樓層	Tower 1 第1座										
		Flat 單位										
		A1	A2	A3	A5	A6	A7	A8	B1	B2	B3	B5
The floor-to-floor height of each residential property (mm) 每個住宅物業的層與層之間的高度 (毫米)	2/F – 3/F, 5/F – 12/F & 15/F – 17/F	3150	3150	3150	3150	3150	3150	3150	3150	3150	3150	3150
The thickness of the floor slabs (excluding plaster) of each residential property (mm) 每個住宅物業的樓板 (不包括灰泥) 的厚度 (毫米)	2樓至3樓、 5樓至12樓及 15樓至17樓	150	150	150	150	150	150	150	150	150	150	150

The internal areas of the residential properties on the upper floors will generally be slightly larger than those on the lower floors because of the reducing thickness of the structural walls on the upper floors. (This does not apply to the residential properties in the Phase because the design of the Phase does not involve reducing thickness of structural walls of residential properties on the upper floors.)

因住宅物業的較高樓層的結構牆的厚度遞減，較高樓層的內部面積，一般比較低樓層的內部面積稍大。(不適用於期數內的住宅物業，因期數的設計並不牽涉住宅物業的較高樓層的結構牆的厚度遞減。)

- Notes:

1. The dimensions of the floor plan are all structural dimensions in millimetres.

2. Please refer to the beginning of this chapter of this sales brochure for the legend of the terms and abbreviations shown on the floor plans and remarks that are applicable thereto.

3. Dotted line in the format shown below delineates the extent of open kitchen area (if any) in a residential unit.

Extent of open kitchen area

4. Dotted line in the format shown below delineates the extent of built-in cabinet (if any) in a residential unit.

Extent of built-in cabinet

5. The floor-to-floor height refers to the height between the top surface of the structural slab of a floor and the top surface of the structural slab of its immediate upper floor.

6. There may be different floor to floor height and the thickness of the floor slabs (excluding plaster) of each residential properties. For details, prospective purchasers are advised to inspect the General Building Plans and Structural Plans of the Phase and obtain professional advice if necessary.
- 備註：

1. 樓面平面圖所列之尺寸為以毫米標示之建築結構尺寸。

2. 樓面平面圖中顯示之名詞及簡稱之圖例及其適用的附註，請參閱本售樓說明書本章節開首。

3. 住宅單位內的開放式廚房範圍 (如有) 以下列格式之虛線勾劃。

開放式廚房範圍

4. 住宅單位內的嵌入式櫃範圍 (如有) 以下列格式之虛線勾劃。

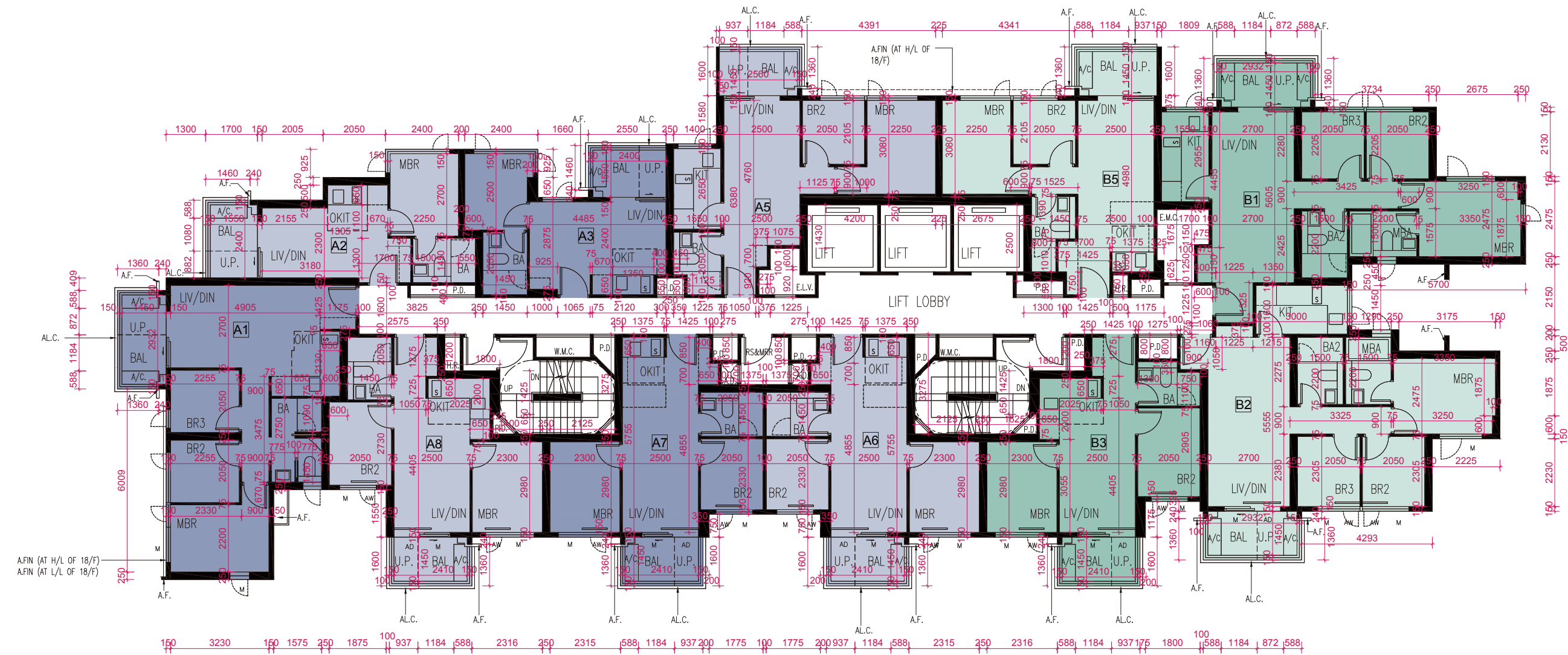
嵌入式櫃範圍

5. 每個住宅物業的層與層之間的高度指該樓層之石屎地台面與上一層石屎地台面之高度距離。

6. 不同住宅物業的層與層之間的高度及每個住宅物業的樓板 (不包括灰泥) 的厚度會有不同。特此建議準買家參閱期數之核准圖則及結構圖則和在有需要時尋求專業意見。

11 FLOOR PLANS OF RESIDENTIAL PROPERTIES IN THE PHASE 期數的住宅物業的樓面平面圖

TOWER 1 18/F
第1座 18樓



Scale 比例 : 0 2 4M(米)

11 FLOOR PLANS OF RESIDENTIAL PROPERTIES IN THE PHASE 期數的住宅物業的樓面平面圖

	Floor 樓層	Tower 1 第1座										
		Flat 單位										
		A1	A2	A3	A5	A6	A7	A8	B1	B2	B3	B5
The floor-to-floor height of each residential property (mm) 每個住宅物業的層與層之間的高度 (毫米)	18/F 18樓	3150, 3400, 3500, 3850	3150, 3225, 3500, 3850	3500, 3850	3500	3500	3500	3150, 3500, 3575, 3850	3150, 3425, 3500, 3850	3150, 3500, 3575, 3850	3500	3500
The thickness of the floor slabs (excluding plaster) of each residential property (mm) 每個住宅物業的樓板 (不包括灰泥) 的厚度 (毫米)		150, 200	150, 200	150	150	150	150	150, 200	150, 200	150, 200	150	150

The internal areas of the residential properties on the upper floors will generally be slightly larger than those on the lower floors because of the reducing thickness of the structural walls on the upper floors. (This does not apply to the residential properties in the Phase because the design of the Phase does not involve reducing thickness of structural walls of residential properties on the upper floors.)

因住宅物業的較高樓層的結構牆的厚度遞減，較高樓層的內部面積，一般比較低樓層的內部面積稍大。(不適用於期數內的住宅物業，因期數的設計並不牽涉住宅物業的較高樓層的結構牆的厚度遞減。)

- Notes:

1. The dimensions of the floor plan are all structural dimensions in millimetres.

2. Please refer to the beginning of this chapter of this sales brochure for the legend of the terms and abbreviations shown on the floor plans and remarks that are applicable thereto.

3. Dotted line in the format shown below delineates the extent of open kitchen area (if any) in a residential unit.

Extent of open kitchen area

4. Dotted line in the format shown below delineates the extent of built-in cabinet (if any) in a residential unit.

Extent of built-in cabinet

5. The floor-to-floor height refers to the height between the top surface of the structural slab of a floor and the top surface of the structural slab of its immediate upper floor.

6. There may be different floor to floor height and the thickness of the floor slabs (excluding plaster) of each residential properties. For details, prospective purchasers are advised to inspect the General Building Plans and Structural Plans of the Phase and obtain professional advice if necessary.
- 備註：

1. 樓面平面圖所列之尺寸為以毫米標示之建築結構尺寸。

2. 樓面平面圖中顯示之名詞及簡稱之圖例及其適用的附註，請參閱本售樓說明書本章節開首。

3. 住宅單位內的開放式廚房範圍 (如有) 以下列格式之虛線勾劃。

開放式廚房範圍

4. 住宅單位內的嵌入式櫃範圍 (如有) 以下列格式之虛線勾劃。

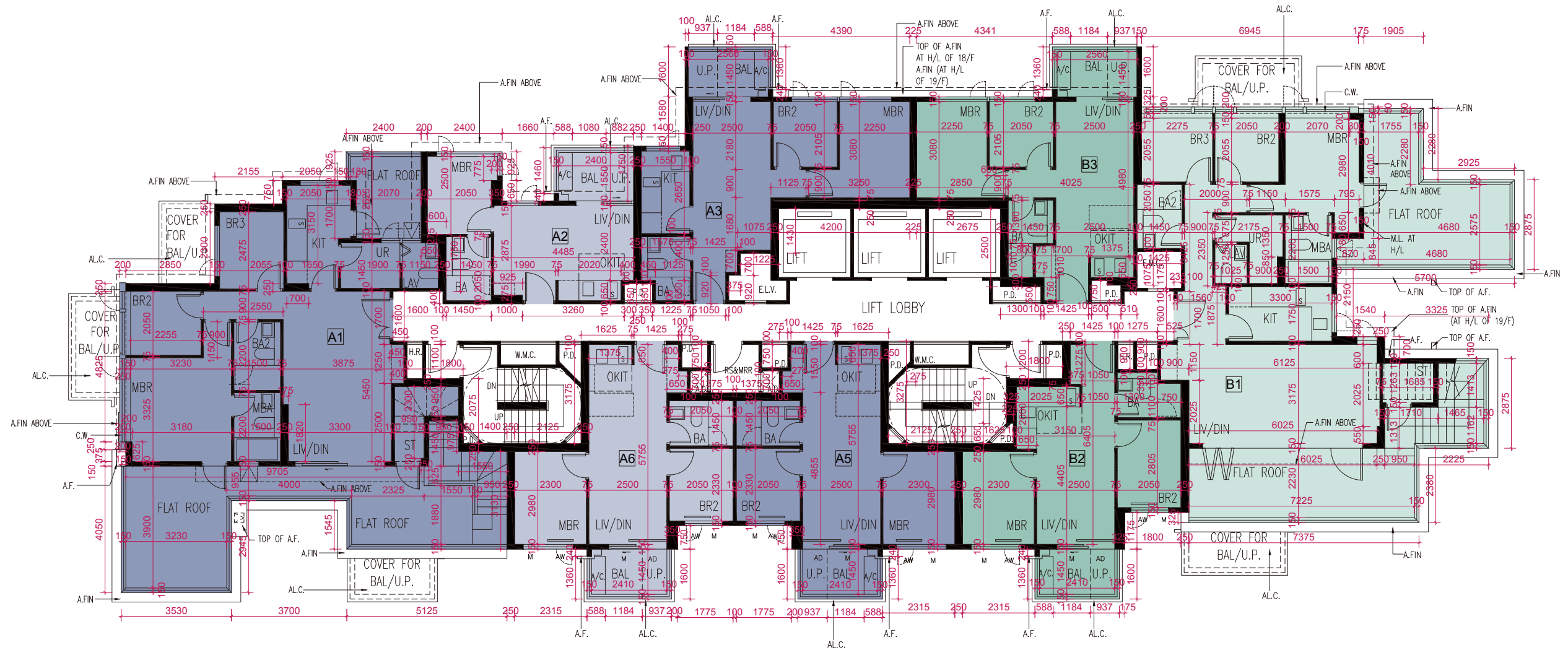
嵌入式櫃範圍

5. 每個住宅物業的層與層之間的高度指該樓層之石屎地台面與上一層石屎地台面之高度距離。

6. 不同住宅物業的層與層之間的高度及每個住宅物業的樓板 (不包括灰泥) 的厚度會有不同。特此建議準買家參閱期數之核准圖則及結構圖則和在有需要時尋求專業意見。

11 FLOOR PLANS OF RESIDENTIAL PROPERTIES IN THE PHASE 期數的住宅物業的樓面平面圖

TOWER 1 **19/F**
第1座 **19樓**



Scale 比例 : 0 2 4M(米)

11 FLOOR PLANS OF RESIDENTIAL PROPERTIES IN THE PHASE 期數的住宅物業的樓面平面圖

	Floor 樓層	Tower 1 第1座							
		Flat 單位							
		A1	A2	A3	A5	A6	B1	B2	B3
The floor-to-floor height of each residential property (mm) 每個住宅物業的層與層之間的高度 (毫米)	19/F 19樓	3500, 3850, 3950	3225, 3500, 3575, 3850	3225, 3500, 3850	3225, 3500, 3575, 3850	3225, 3500, 3575, 3850	3500, 3575, 3850	3150, 3500, 3575, 3850	3500, 3850
The thickness of the floor slabs (excluding plaster) of each residential property (mm) 每個住宅物業的樓板 (不包括灰泥) 的厚度 (毫米)		200	200	150, 200	150, 200	200	200	150, 200	200

The internal areas of the residential properties on the upper floors will generally be slightly larger than those on the lower floors because of the reducing thickness of the structural walls on the upper floors. (This does not apply to the residential properties in the Phase because the design of the Phase does not involve reducing thickness of structural walls of residential properties on the upper floors.)

因住宅物業的較高樓層的結構牆的厚度遞減，較高樓層的內部面積，一般比較低樓層的內部面積稍大。(不適用於期數內的住宅物業，因期數的設計並不牽涉住宅物業的較高樓層的結構牆的厚度遞減。)

- Notes:

1. The dimensions of the floor plan are all structural dimensions in millimetres.

2. Please refer to the beginning of this chapter of this sales brochure for the legend of the terms and abbreviations shown on the floor plans and remarks that are applicable thereto.

3. Dotted line in the format shown below delineates the extent of open kitchen area (if any) in a residential unit.

Extent of open kitchen area

4. Dotted line in the format shown below delineates the extent of built-in cabinet (if any) in a residential unit.

Extent of built-in cabinet

5. The floor-to-floor height refers to the height between the top surface of the structural slab of a floor and the top surface of the structural slab of its immediate upper floor.

6. There may be different floor to floor height and the thickness of the floor slabs (excluding plaster) of each residential properties. For details, prospective purchasers are advised to inspect the General Building Plans and Structural Plans of the Phase and obtain professional advice if necessary.

備註：

1. 樓面平面圖所列之尺寸為以毫米標示之建築結構尺寸。

2. 樓面平面圖中顯示之名詞及簡稱之圖例及其適用的附註，請參閱本售樓說明書本章節開首。

3. 住宅單位內的開放式廚房範圍 (如有) 以下列格式之虛線勾劃。

開放式廚房範圍

4. 住宅單位內的嵌入式櫃範圍 (如有) 以下列格式之虛線勾劃。

嵌入式櫃範圍

5. 每個住宅物業的層與層之間的高度指該樓層之石屎地台面與上一層石屎地台面之高度距離。

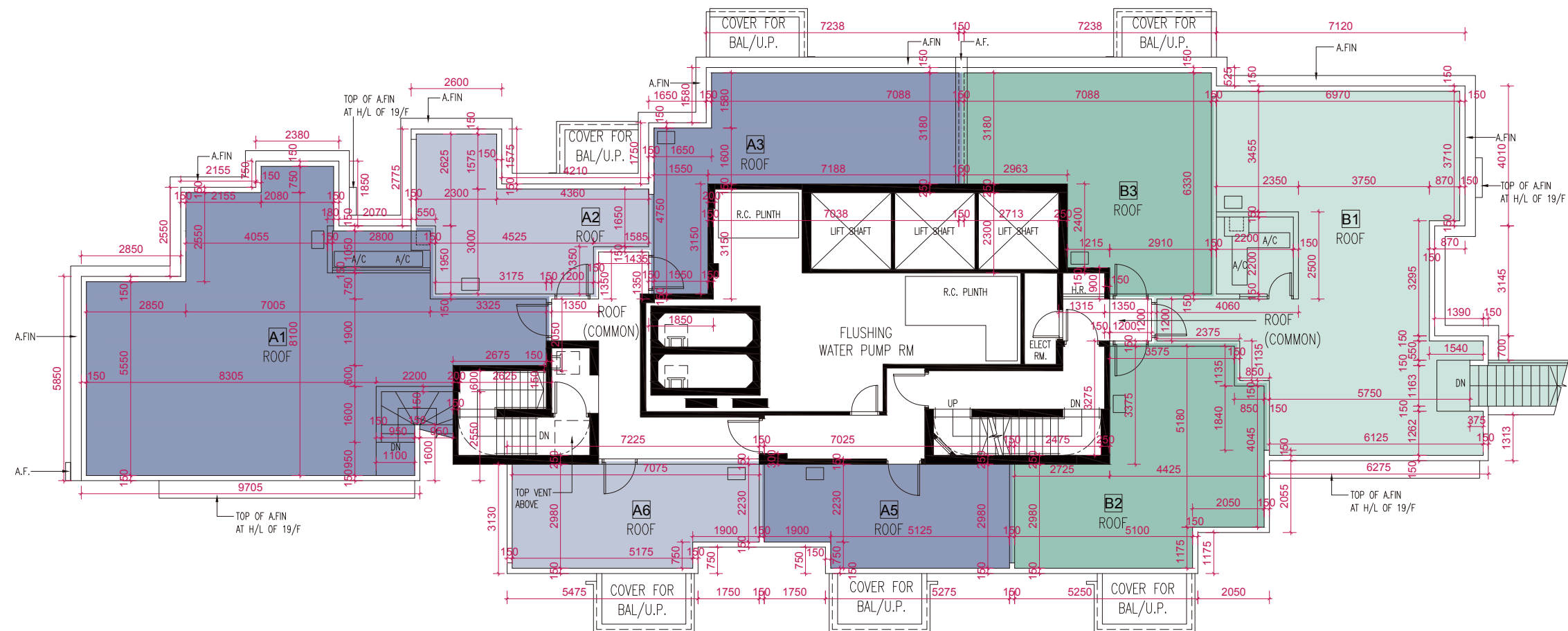
6. 不同住宅物業的層與層之間的高度及每個住宅物業的樓板 (不包括灰泥) 的厚度會有不同。特此建議準買家參閱期數之核准圖則及結構圖則和在有需要時尋求專業意見。

29

11 FLOOR PLANS OF RESIDENTIAL PROPERTIES IN THE PHASE 期數的住宅物業的樓面平面圖

TOWER 1
第1座

Roof
天台



Scale 比例 : 0 2 4M(米)

11

FLOOR PLANS OF RESIDENTIAL PROPERTIES IN THE PHASE 期數的住宅物業的樓面平面圖

	Floor 樓層	Tower 1 第1座							
		Flat 單位							
		A1	A2	A3	A5	A6	B1	B2	B3
The floor-to-floor height of each residential property (mm) 每個住宅物業的層與層之間的高度 (毫米)	19/F 19樓	N/A 不適用	N/A 不適用	N/A 不適用	N/A 不適用	N/A 不適用	N/A 不適用	N/A 不適用	N/A 不適用
The thickness of the floor slabs (excluding plaster) of each residential property (mm) 每個住宅物業的樓板 (不包括灰泥) 的厚度 (毫米)		N/A 不適用	N/A 不適用	N/A 不適用	N/A 不適用	N/A 不適用	N/A 不適用	N/A 不適用	N/A 不適用

The internal areas of the residential properties on the upper floors will generally be slightly larger than those on the lower floors because of the reducing thickness of the structural walls on the upper floors. (This does not apply to the residential properties in the Phase because the design of the Phase does not involve reducing thickness of structural walls of residential properties on the upper floors.)

因住宅物業的較高樓層的結構牆的厚度遞減，較高樓層的內部面積，一般比較低樓層的內部面積稍大。(不適用於期數內的住宅物業，因期數的設計並不牽涉住宅物業的較高樓層的結構牆的厚度遞減。)

- Notes:

1. The dimensions of the floor plan are all structural dimensions in millimetres.

2. Please refer to the beginning of this chapter of this sales brochure for the legend of the terms and abbreviations shown on the floor plans and remarks that are applicable thereto.

3. Dotted line in the format shown below delineates the extent of open kitchen area (if any) in a residential unit.

Extent of open kitchen area

4. Dotted line in the format shown below delineates the extent of built-in cabinet (if any) in a residential unit.

Extent of built-in cabinet

5. The floor-to-floor height refers to the height between the top surface of the structural slab of a floor and the top surface of the structural slab of its immediate upper floor.

6. There may be different floor to floor height and the thickness of the floor slabs (excluding plaster) of each residential properties. For details, prospective purchasers are advised to inspect the General Building Plans and Structural Plans of the Phase and obtain professional advice if necessary.

備註：

1. 樓面平面圖所列之尺寸為以毫米標示之建築結構尺寸。

2. 樓面平面圖中顯示之名詞及簡稱之圖例及其適用的附註，請參閱本售樓說明書本章節開首。

3. 住宅單位內的開放式廚房範圍 (如有) 以下列格式之虛線勾劃。

開放式廚房範圍

4. 住宅單位內的嵌入式櫃範圍 (如有) 以下列格式之虛線勾劃。

嵌入式櫃範圍

5. 每個住宅物業的層與層之間的高度指該樓層之石屎地台面與上一層石屎地台面之高度距離。

6. 不同住宅物業的層與層之間的高度及每個住宅物業的樓板 (不包括灰泥) 的厚度會有不同。特此建議準買家參閱期數之核准圖則及結構圖則和在有需要時尋求專業意見。

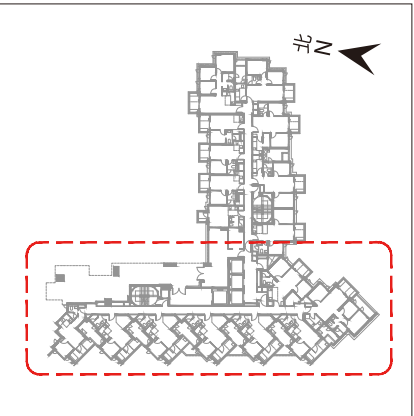
31

11 FLOOR PLANS OF RESIDENTIAL PROPERTIES IN THE PHASE 期數的住宅物業的樓面平面圖

TOWER 6 1/F (Flat A1, A2, A3, A5, A6, A7, A8 & B1)
第6座 1樓 (A1、A2、A3、A5、A6、A7、A8及B1單位)



Key Plan 指示圖



Scale 比例 : 0 2 4M(米)

11 FLOOR PLANS OF RESIDENTIAL PROPERTIES IN THE PHASE 期數的住宅物業的樓面平面圖

	Floor 樓層	Tower 6 第6座							
		Flat 單位							
		A1	A2	A3	A5	A6	A7	A8	B1
The floor-to-floor height of each residential property (mm) 每個住宅物業的層與層之間的高度 (毫米)	1/F 1 樓	3200@, 3550@	3200@, 3250@, 3550@	3200@, 3250@, 3550@	3200@, 3250@, 3550@	3200@, 3250@, 3550@	3200@, 3250@, 3550@	3200@, 3550@	3200@, 3550@
The thickness of the floor slabs (excluding plaster) of each residential property (mm) 每個住宅物業的樓板 (不包括灰泥) 的厚度 (毫米)		200	150, 200	150, 200	150, 200	150, 200	150, 200	150	150

@ Inclusive of the thickness of the mass fill concrete layer on the floor of this floor (400mm).
The internal areas of the residential properties on the upper floors will generally be slightly larger than those on the lower floors because of the reducing thickness of the structural walls on the upper floors. (This does not apply to the residential properties in the Phase because the design of the Phase does not involve reducing thickness of structural walls of residential properties on the upper floors.)

@ 包含本層地台混凝土填充層厚度 (400 毫米)。
因住宅物業的較高樓層的結構牆的厚度遞減，較高樓層的內部面積，一般比較低樓層的內部面積稍大。(不適用於期數內的住宅物業，因期數的設計並不牽涉住宅物業的較高樓層的結構牆的厚度遞減。)

- Notes:
1. The dimensions of the floor plan are all structural dimensions in millimetres.
2. Please refer to the beginning of this chapter of this sales brochure for the legend of the terms and abbreviations shown on the floor plans and remarks that are applicable thereto.
3. Dotted line in the format shown below delineates the extent of open kitchen area (if any) in a residential unit.

Extent of open kitchen area

4. Dotted line in the format shown below delineates the extent of built-in cabinet (if any) in a residential unit.

Extent of built-in cabinet

5. The floor-to-floor height refers to the height between the top surface of the structural slab of a floor and the top surface of the structural slab of its immediate upper floor.
6. There may be different floor to floor height and the thickness of the floor slabs (excluding plaster) of each residential properties. For details, prospective purchasers are advised to inspect the General Building Plans and Structural Plans of the Phase and obtain professional advice if necessary.
7. Dotted line in the format shown below delineates the extent of the floor cabinet fitting (if any) in a residential unit. Such fittings are of standard provisions but a purchaser may opt for the non-provision of the same.

Extent of the floor cabinet fitting
- 備註：
1. 樓面平面圖所列之尺寸為以毫米標示之建築結構尺寸。
2. 樓面平面圖中顯示之名詞及簡稱之圖例及其適用的附註，請參閱本售樓說明書本章節開首。
3. 住宅單位內的開放式廚房範圍 (如有) 以下列格式之虛線勾劃。

開放式廚房範圍

4. 住宅單位內的嵌入式櫃範圍 (如有) 以下列格式之虛線勾劃。

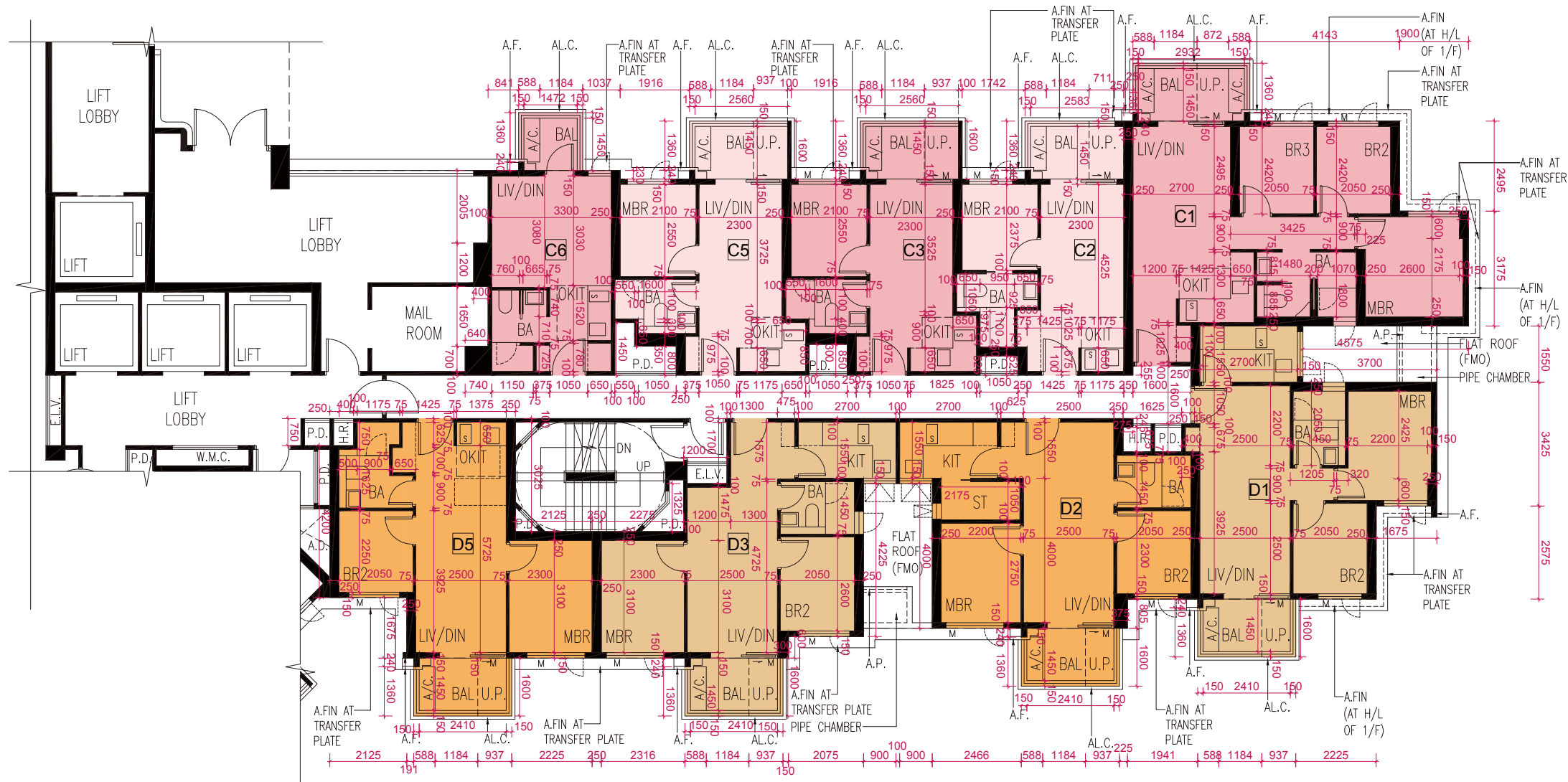
嵌入式櫃範圍

5. 每個住宅物業的層與層之間的高度指該樓層之石屎地台面與上一層石屎地台面之高度距離。
6. 不同住宅物業的層與層之間的高度及每個住宅物業的樓板 (不包括灰泥) 的厚度會有不同。特此建議準買家參閱期數之核准圖則及結構圖則和在有需要時尋求專業意見。
7. 住宅單位內的地櫃裝置範圍 (如有) 以下列格式之虛線勾劃。該裝置屬交樓標準，但買方可選擇不獲提供該裝置。

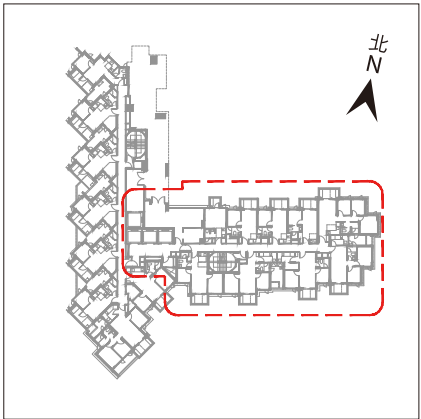
地櫃裝置範圍

11 FLOOR PLANS OF RESIDENTIAL PROPERTIES IN THE PHASE 期數的住宅物業的樓面平面圖

TOWER 6 1/F (Flat C1, C2, C3, C5, C6, D1, D2, D3 & D5)
第6座 1樓 (C1、C2、C3、C5、C6、D1、D2、D3及D5單位)



Key Plan 指示圖



Scale 比例 : 0 2 4M(米)

11 FLOOR PLANS OF RESIDENTIAL PROPERTIES IN THE PHASE 期數的住宅物業的樓面平面圖

	Floor 樓層	Tower 6 第6座								
		Flat 單位								
		C1	C2	C3	C5	C6	D1	D2	D3	D5
The floor-to-floor height of each residential property (mm) 每個住宅物業的層與層之間的高度 (毫米)	1/F 1 樓	3200@, 3550@	3200@, 3550@	3200@, 3475>, 3550@	3200@, 3475>, 3550@	3550@	3200@, 3475>, 3550@	3200@, 3475>, 3550@	3200@, 3475>, 3550@	3200@, 3475>, 3550@
The thickness of the floor slabs (excluding plaster) of each residential property (mm) 每個住宅物業的樓板 (不包括灰泥) 的厚度 (毫米)		150	150	150	150	150	150	150	150	150

@ Inclusive of the thickness of the mass fill concrete layer on the floor of this floor (400mm).
> Inclusive of the thickness of the mass fill concrete layer on the floor of this floor (325mm).
The internal areas of the residential properties on the upper floors will generally be slightly larger than those on the lower floors because of the reducing thickness of the structural walls on the upper floors. (This does not apply to the residential properties in the Phase because the design of the Phase does not involve reducing thickness of structural walls of residential properties on the upper floors.)

@ 包含本層地台混凝土填充層厚度 (400 毫米)。
> 包含本層地台混凝土填充層厚度 (325 毫米)。
因住宅物業的較高樓層的結構牆的厚度遞減，較高樓層的內部面積，一般比較低樓層的內部面積稍大。(不適用於期數內的住宅物業，因期數的設計並不牽涉住宅物業的較高樓層的結構牆的厚度遞減。)

- Notes:
1. The dimensions of the floor plan are all structural dimensions in millimetres.
2. Please refer to the beginning of this chapter of this sales brochure for the legend of the terms and abbreviations shown on the floor plans and remarks that are applicable thereto.
3. Dotted line in the format shown below delineates the extent of open kitchen area (if any) in a residential unit.

Extent of open kitchen area

4. Dotted line in the format shown below delineates the extent of built-in cabinet (if any) in a residential unit.

-----Extent of built-in cabinet

5. The floor-to-floor height refers to the height between the top surface of the structural slab of a floor and the top surface of the structural slab of its immediate upper floor.
6. There may be different floor to floor height and the thickness of the floor slabs (excluding plaster) of each residential properties. For details, prospective purchasers are advised to inspect the General Building Plans and Structural Plans of the Phase and obtain professional advice if necessary.
- 備註：
1. 樓面平面圖所列之尺寸為以毫米標示之建築結構尺寸。
2. 樓面平面圖中顯示之名詞及簡稱之圖例及其適用的附註，請參閱本售樓說明書本章節開首。
3. 住宅單位內的開放式廚房範圍 (如有) 以下列格式之虛線勾劃。

開放式廚房範圍

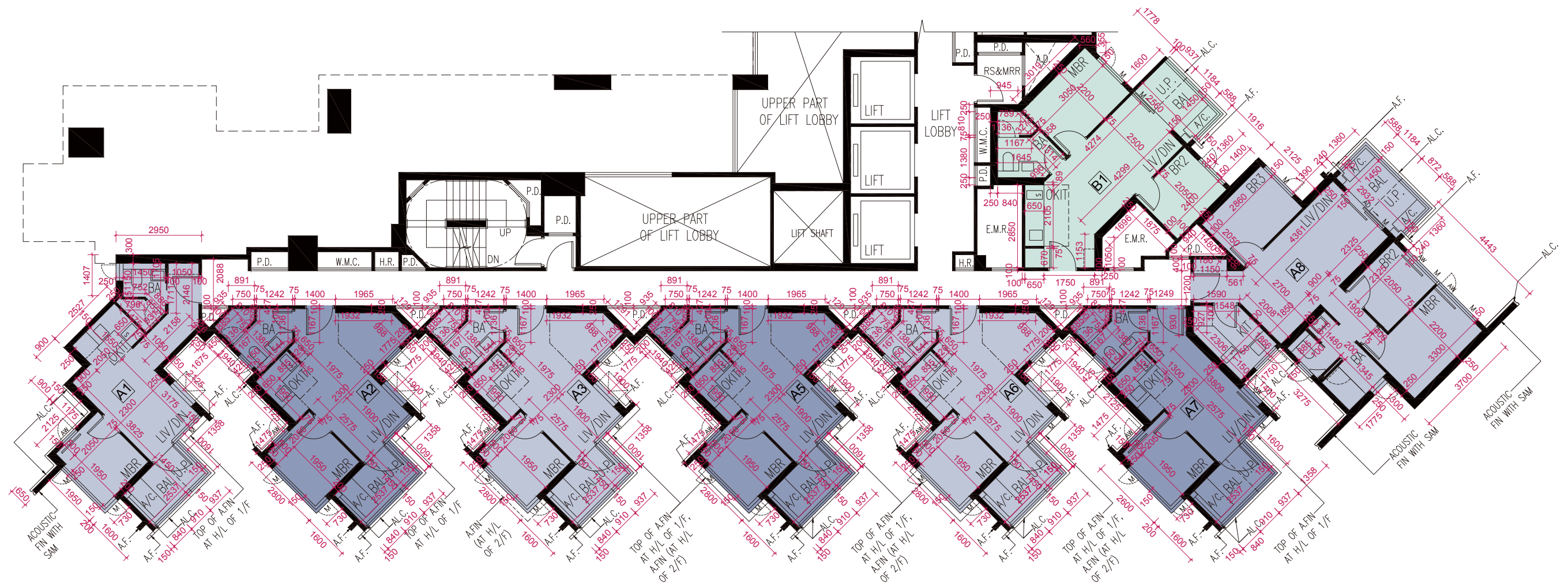
4. 住宅單位內的嵌入式櫃範圍 (如有) 以下列格式之虛線勾劃。

-----嵌入式櫃範圍

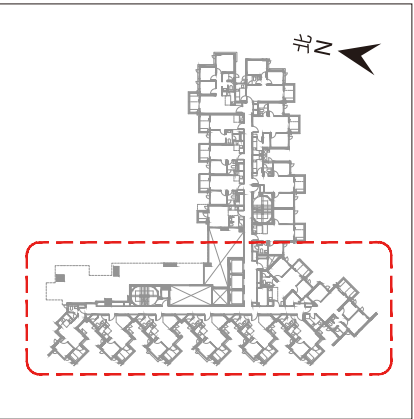
5. 每個住宅物業的層與層之間的高度指該樓層之石屎地台面與上一層石屎地台面之高度距離。
6. 不同住宅物業的層與層之間的高度及每個住宅物業的樓板 (不包括灰泥) 的厚度會有不同。特此建議準買家參閱期數之核准圖則及結構圖則和在有需要時尋求專業意見。

11 FLOOR PLANS OF RESIDENTIAL PROPERTIES IN THE PHASE 期數的住宅物業的樓面平面圖

TOWER 6 2/F (Flat A1, A2, A3, A5, A6, A7, A8 & B1)
第6座 2樓 (A1、A2、A3、A5、A6、A7、A8及B1單位)



Key Plan 指示圖



Scale 比例 : 0 2 4M(米)

11 FLOOR PLANS OF RESIDENTIAL PROPERTIES IN THE PHASE 期數的住宅物業的樓面平面圖

	Floor 樓層	Tower 6 第6座							
		Flat 單位							
		A1	A2	A3	A5	A6	A7	A8	B1
The floor-to-floor height of each residential property (mm) 每個住宅物業的層與層之間的高度 (毫米)	2/F 2樓	3150	3150	3150	3150	3150	3150	3150	3150
The thickness of the floor slabs (excluding plaster) of each residential property (mm) 每個住宅物業的樓板 (不包括灰泥) 的厚度 (毫米)		200	150, 200	150, 200	150, 200	150, 200	150, 200	150	150

The internal areas of the residential properties on the upper floors will generally be slightly larger than those on the lower floors because of the reducing thickness of the structural walls on the upper floors. (This does not apply to the residential properties in the Phase because the design of the Phase does not involve reducing thickness of structural walls of residential properties on the upper floors.)

因住宅物業的較高樓層的結構牆的厚度遞減，較高樓層的內部面積，一般比較低樓層的內部面積稍大。(不適用於期數內的住宅物業，因期數的設計並不牽涉住宅物業的較高樓層的結構牆的厚度遞減。)

- Notes:
1. The dimensions of the floor plan are all structural dimensions in millimetres.

2. Please refer to the beginning of this chapter of this sales brochure for the legend of the terms and abbreviations shown on the floor plans and remarks that are applicable thereto.

3. Dotted line in the format shown below delineates the extent of open kitchen area (if any) in a residential unit.

Extent of open kitchen area

4. Dotted line in the format shown below delineates the extent of built-in cabinet (if any) in a residential unit.

Extent of built-in cabinet

5. The floor-to-floor height refers to the height between the top surface of the structural slab of a floor and the top surface of the structural slab of its immediate upper floor.

6. There may be different floor to floor height and the thickness of the floor slabs (excluding plaster) of each residential properties. For details, prospective purchasers are advised to inspect the General Building Plans and Structural Plans of the Phase and obtain professional advice if necessary.

7. Dotted line in the format shown below delineates the extent of the floor cabinet fitting (if any) in a residential unit. Such fittings are of standard provisions but a purchaser may opt for the non-provision of the same.

Extent of the floor cabinet fitting

備註：

1. 樓面平面圖所列之尺寸為以毫米標示之建築結構尺寸。

2. 樓面平面圖中顯示之名詞及簡稱之圖例及其適用的附註，請參閱本售樓說明書本章節開首。

3. 住宅單位內的開放式廚房範圍 (如有) 以下列格式之虛線勾劃。

開放式廚房範圍

4. 住宅單位內的嵌入式櫃範圍 (如有) 以下列格式之虛線勾劃。

嵌入式櫃範圍

5. 每個住宅物業的層與層之間的高度指該樓層之石屎地台面與上一層石屎地台面之高度距離。

6. 不同住宅物業的層與層之間的高度及每個住宅物業的樓板 (不包括灰泥) 的厚度會有不同。特此建議準買家參閱期數之核准圖則及結構圖則和在有需要時尋求專業意見。

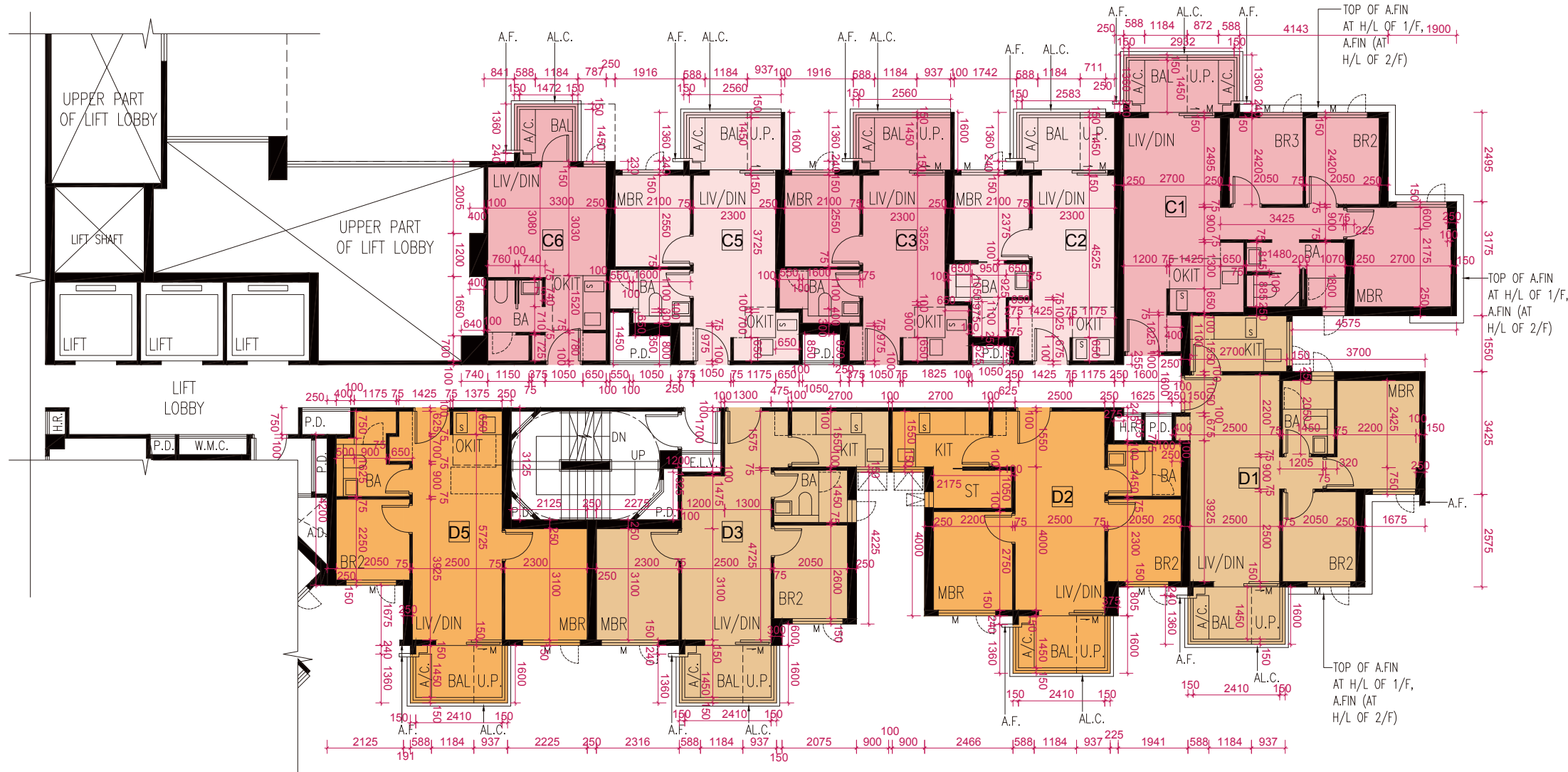
7. 住宅單位內的地櫃裝置範圍 (如有) 以下列格式之虛線勾劃。該裝置屬交樓標準，但買方可選擇不獲提供該裝置。

地櫃裝置範圍

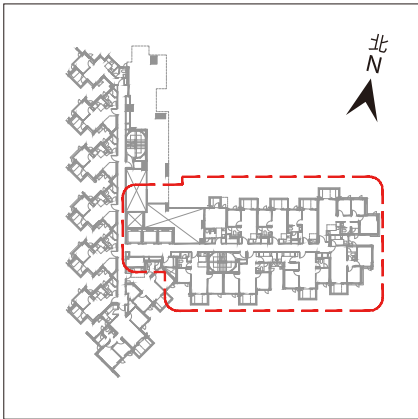
37

11 FLOOR PLANS OF RESIDENTIAL PROPERTIES IN THE PHASE 期數的住宅物業的樓面平面圖

TOWER 6 2/F (Flat C1, C2, C3, C5, C6, D1, D2, D3 & D5)
第6座 2樓 (C1、C2、C3、C5、C6、D1、D2、D3及D5單位)



Key Plan 指示圖



Scale 比例 : 0 2 4M(米)

11 FLOOR PLANS OF RESIDENTIAL PROPERTIES IN THE PHASE 期數的住宅物業的樓面平面圖

	Floor 樓層	Tower 6 第6座								
		Flat 單位								
		C1	C2	C3	C5	C6	D1	D2	D3	D5
The floor-to-floor height of each residential property (mm) 每個住宅物業的層與層之間的高度 (毫米)	2/F 2樓	3150	3150	3150	3150	3150	3150	3150	3150	3150
The thickness of the floor slabs (excluding plaster) of each residential property (mm) 每個住宅物業的樓板 (不包括灰泥) 的厚度 (毫米)		150	150	150	150	150	150	150	150	150

The internal areas of the residential properties on the upper floors will generally be slightly larger than those on the lower floors because of the reducing thickness of the structural walls on the upper floors. (This does not apply to the residential properties in the Phase because the design of the Phase does not involve reducing thickness of structural walls of residential properties on the upper floors.)

因住宅物業的較高樓層的結構牆的厚度遞減，較高樓層的內部面積，一般比較低樓層的內部面積稍大。(不適用於期數內的住宅物業，因期數的設計並不牽涉住宅物業的較高樓層的結構牆的厚度遞減。)

Notes:

1. The dimensions of the floor plan are all structural dimensions in millimetres.

2. Please refer to the beginning of this chapter of this sales brochure for the legend of the terms and abbreviations shown on the floor plans and remarks that are applicable thereto.

3. Dotted line in the format shown below delineates the extent of open kitchen area (if any) in a residential unit.

Extent of open kitchen area

4. Dotted line in the format shown below delineates the extent of built-in cabinet (if any) in a residential unit.

Extent of built-in cabinet

5. The floor-to-floor height refers to the height between the top surface of the structural slab of a floor and the top surface of the structural slab of its immediate upper floor.

6. There may be different floor to floor height and the thickness of the floor slabs (excluding plaster) of each residential properties. For details, prospective purchasers are advised to inspect the General Building Plans and Structural Plans of the Phase and obtain professional advice if necessary.

備註：

1. 樓面平面圖所列之尺寸為以毫米標示之建築結構尺寸。

2. 樓面平面圖中顯示之名詞及簡稱之圖例及其適用的附註，請參閱本售樓說明書本章節開首。

3. 住宅單位內的開放式廚房範圍 (如有) 以下列格式之虛線勾劃。

開放式廚房範圍

4. 住宅單位內的嵌入式櫃範圍 (如有) 以下列格式之虛線勾劃。

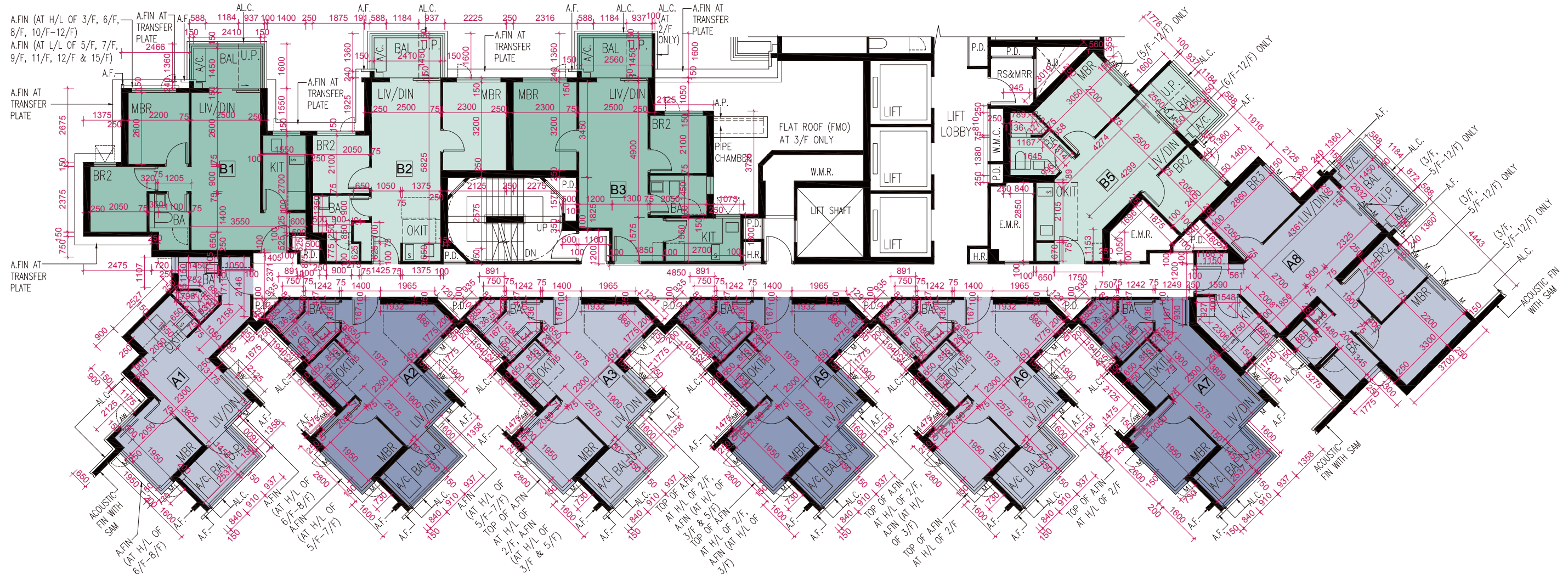
嵌入式櫃範圍

5. 每個住宅物業的層與層之間的高度指該樓層之石屎地台面與上一層石屎地台面之高度距離。

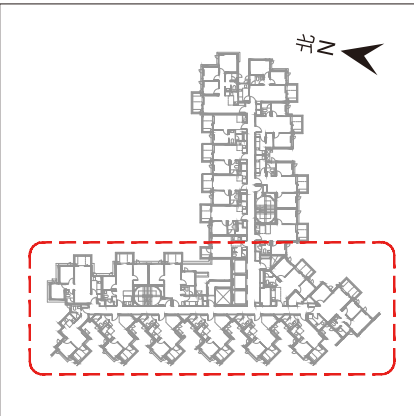
6. 不同住宅物業的層與層之間的高度及每個住宅物業的樓板 (不包括灰泥) 的厚度會有不同。特此建議準買家參閱期數之核准圖則及結構圖則和在有需要時尋求專業意見。

11 FLOOR PLANS OF RESIDENTIAL PROPERTIES IN THE PHASE 期數的住宅物業的樓面平面圖

TOWER 6 3/F & 5/F – 12/F (Flat A1, A2, A3, A5, A6, A7, A8, B1, B2, B3 & B5)
第6座 3樓及5樓至12樓 (A1、A2、A3、A5、A6、A7、A8、B1、B2、B3及B5單位)



Key Plan 指示圖



Scale 比例 : 0 2 4M(米)

11 FLOOR PLANS OF RESIDENTIAL PROPERTIES IN THE PHASE 期數的住宅物業的樓面平面圖

	Floor 樓層	Tower 6 第6座										
		Flat 單位										
		A1	A2	A3	A5	A6	A7	A8	B1	B2	B3	B5
The floor-to-floor height of each residential property (mm) 每個住宅物業的層與層之間的高度 (毫米)	3/F 3 樓	3150	3150	3150	3150	3150	3150	3150	3200@, 3475>, 3550	3200@, 3475>, 3550	3200@, 3475>, 3550	3150
The thickness of the floor slabs (excluding plaster) of each residential property (mm) 每個住宅物業的樓板 (不包括灰泥) 的厚度 (毫米)		200	150, 200	150, 200	150, 200	150, 200	150, 200	150	150	150	150	150
The floor-to-floor height of each residential property (mm) 每個住宅物業的層與層之間的高度 (毫米)	5/F – 12/F 5 樓至 12 樓	3150	3150	3150	3150	3150	3150	3150	3150	3150	3150	3150
The thickness of the floor slabs (excluding plaster) of each residential property (mm) 每個住宅物業的樓板 (不包括灰泥) 的厚度 (毫米)		200	150, 200	150, 200	150, 200	150, 200	150, 200	150	150	150	150	150

@ Inclusive of the thickness of the mass fill concrete layer on the floor of this floor (400mm).
> Inclusive of the thickness of the mass fill concrete layer on the floor of this floor (325mm).
The internal areas of the residential properties on the upper floors will generally be slightly larger than those on the lower floors because of the reducing thickness of the structural walls on the upper floors. (This does not apply to the residential properties in the Phase because the design of the Phase does not involve reducing thickness of structural walls of residential properties on the upper floors.)

@ 包含本層地台混凝土填充層厚度 (400 毫米)。
> 包含本層地台混凝土填充層厚度 (325 毫米)。
因住宅物業的較高樓層的結構牆的厚度遞減，較高樓層的內部面積，一般比較低樓層的內部面積稍大。(不適用於期數內的住宅物業，因期數的設計並不牽涉住宅物業的較高樓層的結構牆的厚度遞減。)

- Notes:
- The dimensions of the floor plan are all structural dimensions in millimetres.
 - Please refer to the beginning of this chapter of this sales brochure for the legend of the terms and abbreviations shown on the floor plans and remarks that are applicable thereto.
 - Dotted line in the format shown below delineates the extent of open kitchen area (if any) in a residential unit.

Extent of open kitchen area
 - Dotted line in the format shown below delineates the extent of built-in cabinet (if any) in a residential unit.

-----Extent of built-in cabinet
 - The floor-to-floor height refers to the height between the top surface of the structural slab of a floor and the top surface of the structural slab of its immediate upper floor.
 - There may be different floor to floor height and the thickness of the floor slabs (excluding plaster) of each residential properties. For details, prospective purchasers are advised to inspect the General Building Plans and Structural Plans of the Phase and obtain professional advice if necessary.
 - Dotted line in the format shown below delineates the extent of the floor cabinet fitting (if any) in a residential unit. Such fittings are of standard provisions but a purchaser may opt for the non-provision of the same.

-----Extent of the floor cabinet fitting

- 備註：
- 樓面平面圖所列之尺寸為以毫米標示之建築結構尺寸。
 - 樓面平面圖中顯示之名詞及簡稱之圖例及其適用的附註，請參閱本售樓說明書本章節開首。
 - 住宅單位內的開放式廚房範圍 (如有) 以下列格式之虛線勾劃。

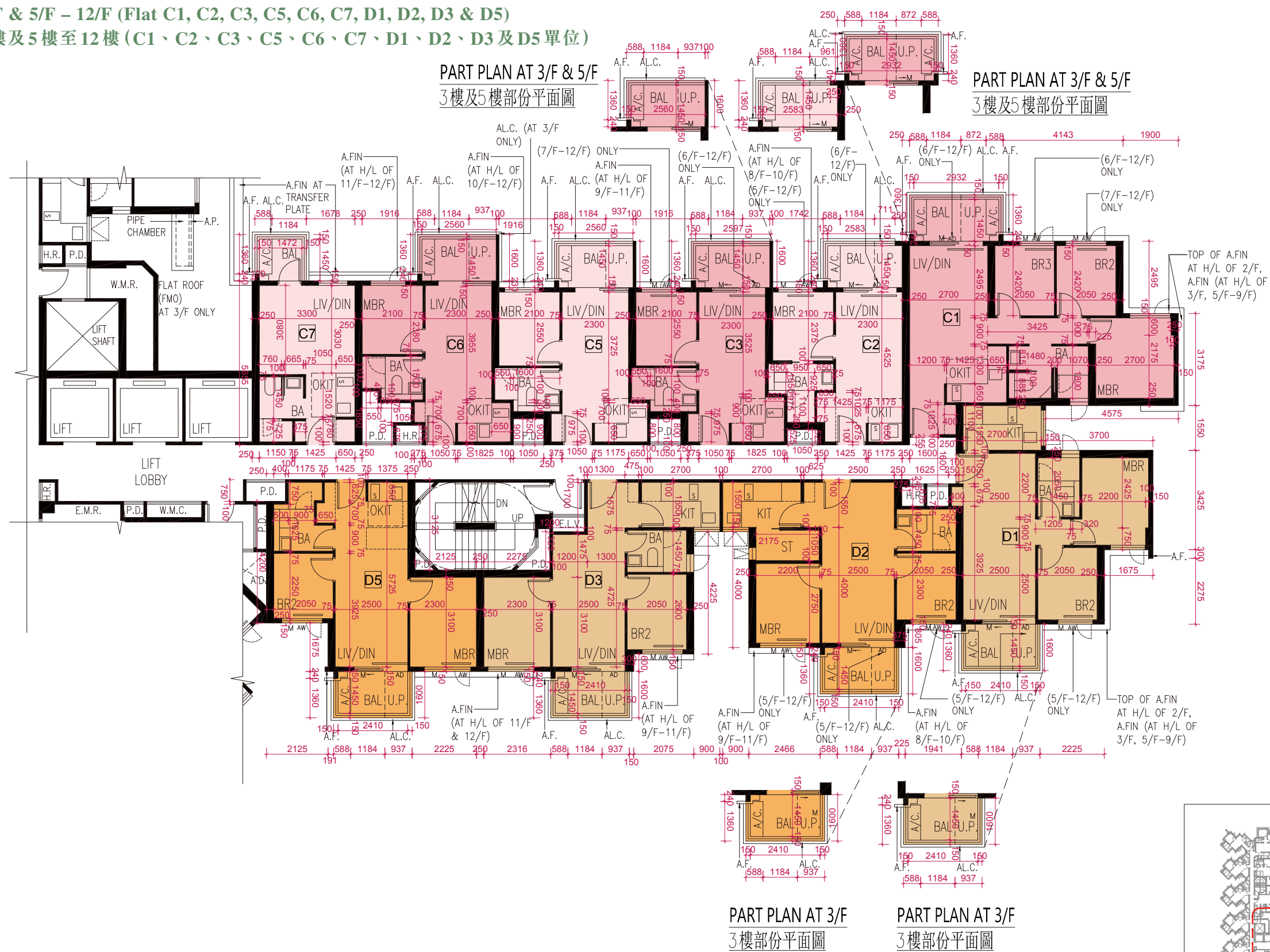
開放式廚房範圍
 - 住宅單位內的嵌入式櫃範圍 (如有) 以下列格式之虛線勾劃。

-----嵌入式櫃範圍
 - 每個住宅物業的層與層之間的高度指該樓層之石屎地台面與上一層石屎地台面之高度距離。
 - 不同住宅物業的層與層之間的高度及每個住宅物業的樓板 (不包括灰泥) 的厚度會有不同。特此建議準買家參閱期數之核准圖則及結構圖則和在有需要時尋求專業意見。
 - 住宅單位內的地櫃裝置範圍 (如有) 以下列格式之虛線勾劃。該裝置屬交樓標準，但買方可選擇不獲提供該裝置。

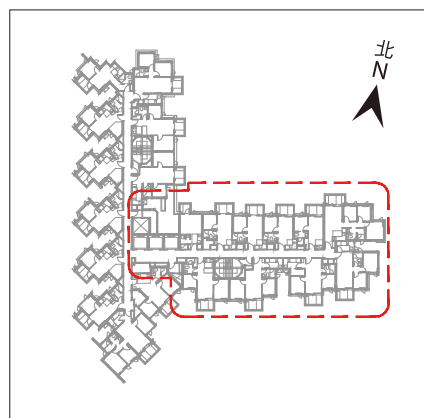
-----地櫃裝置範圍

11 FLOOR PLANS OF RESIDENTIAL PROPERTIES IN THE PHASE 期數的住宅物業的樓面平面圖

TOWER 6 3/F & 5/F – 12/F (Flat C1, C2, C3, C5, C6, C7, D1, D2, D3 & D5)
第6座 3樓及5樓至12樓 (C1、C2、C3、C5、C6、C7、D1、D2、D3及D5單位)



Key Plan 指示圖



Scale 比例 : 0 2 4M(米)

11 FLOOR PLANS OF RESIDENTIAL PROPERTIES IN THE PHASE 期數的住宅物業的樓面平面圖

	Floor 樓層	Tower 6 第6座									
		Flat 單位									
		C1	C2	C3	C5	C6	C7	D1	D2	D3	D5
The floor-to-floor height of each residential property (mm) 每個住宅物業的層與層之間的高度 (毫米)	3/F 3 樓	3150	3150	3150	3150	3150, 3200@, 3475>, 3550@	3200@, 3475>, 3550@	3150	3150	3150	3150
The thickness of the floor slabs (excluding plaster) of each residential property (mm) 每個住宅物業的樓板 (不包括灰泥) 的厚度 (毫米)		150	150	150	150	150	150	150	150	150	150
The floor-to-floor height of each residential property (mm) 每個住宅物業的層與層之間的高度 (毫米)	5/F – 12/F 5 樓至 12 樓	3150	3150	3150	3150	3150	3150	3150	3150	3150	3150
The thickness of the floor slabs (excluding plaster) of each residential property (mm) 每個住宅物業的樓板 (不包括灰泥) 的厚度 (毫米)		150	150	150	150	150	150	150	150	150	150

@ Inclusive of the thickness of the mass fill concrete layer on the floor of this floor (400mm).
> Inclusive of the thickness of the mass fill concrete layer on the floor of this floor (325mm).
The internal areas of the residential properties on the upper floors will generally be slightly larger than those on the lower floors because of the reducing thickness of the structural walls on the upper floors. (This does not apply to the residential properties in the Phase because the design of the Phase does not involve reducing thickness of structural walls of residential properties on the upper floors.)

@ 包含本層地台混凝土填充層厚度 (400 毫米)。
> 包含本層地台混凝土填充層厚度 (325 毫米)。
因住宅物業的較高樓層的結構牆的厚度遞減，較高樓層的內部面積，一般比較低樓層的內部面積稍大。(不適用於期數內的住宅物業，因期數的設計並不牽涉住宅物業的較高樓層的結構牆的厚度遞減。)

- Notes:
- The dimensions of the floor plan are all structural dimensions in millimetres.
 - Please refer to the beginning of this chapter of this sales brochure for the legend of the terms and abbreviations shown on the floor plans and remarks that are applicable thereto.
 - Dotted line in the format shown below delineates the extent of open kitchen area (if any) in a residential unit.

Extent of open kitchen area
 - Dotted line in the format shown below delineates the extent of built-in cabinet (if any) in a residential unit.

-----Extent of built-in cabinet
 - The floor-to-floor height refers to the height between the top surface of the structural slab of a floor and the top surface of the structural slab of its immediate upper floor.
 - There may be different floor to floor height and the thickness of the floor slabs (excluding plaster) of each residential properties. For details, prospective purchasers are advised to inspect the General Building Plans and Structural Plans of the Phase and obtain professional advice if necessary.

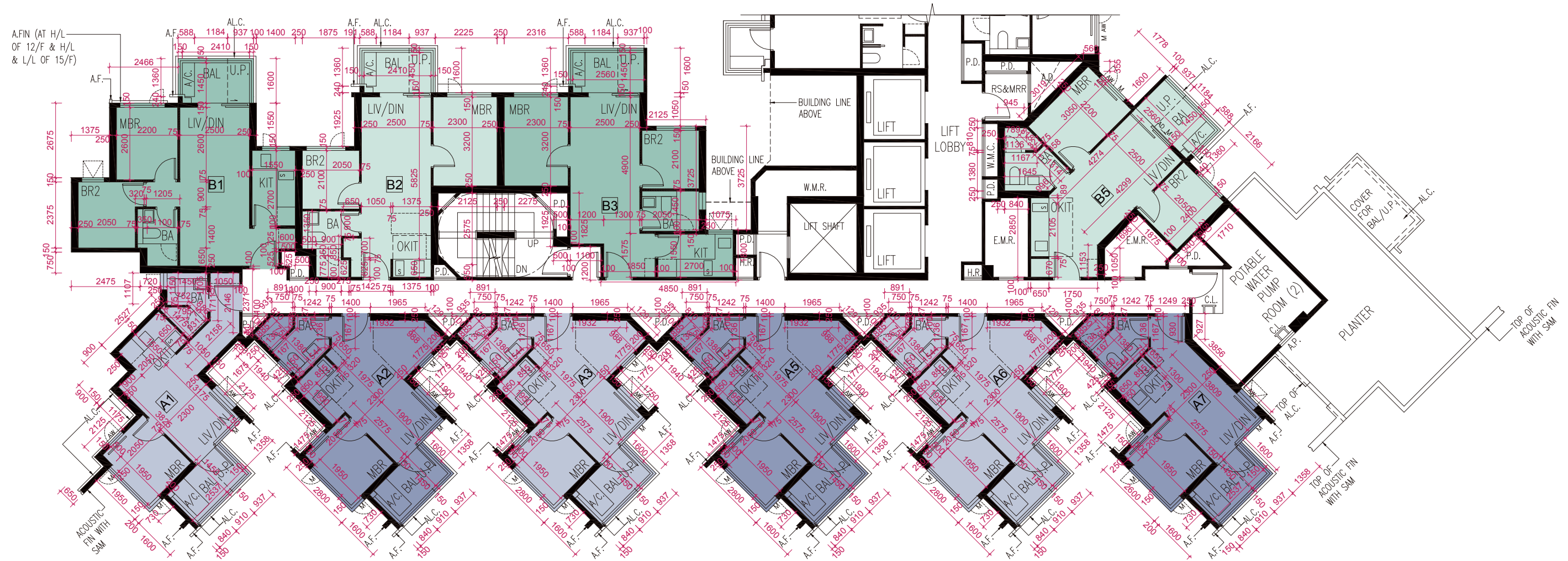
- 備註：
- 樓面平面圖所列之尺寸為以毫米標示之建築結構尺寸。
 - 樓面平面圖中顯示之名詞及簡稱之圖例及其適用的附註，請參閱本售樓說明書本章節開首。
 - 住宅單位內的開放式廚房範圍 (如有) 以下列格式之虛線勾劃。

開放式廚房範圍
 - 住宅單位內的嵌入式櫃範圍 (如有) 以下列格式之虛線勾劃。

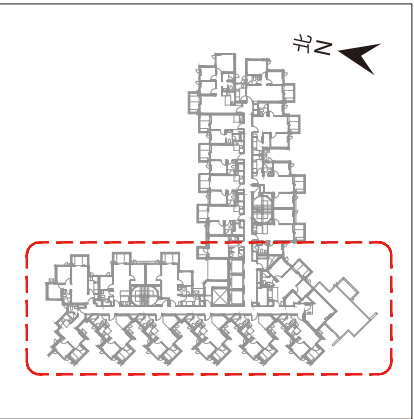
-----嵌入式櫃範圍
 - 每個住宅物業的層與層之間的高度指該樓層之石屎地台面與上一層石屎地台面之高度距離。
 - 不同住宅物業的層與層之間的高度及每個住宅物業的樓板 (不包括灰泥) 的厚度會有不同。特此建議準買家參閱期數之核准圖則及結構圖則和在有需要時尋求專業意見。

11 FLOOR PLANS OF RESIDENTIAL PROPERTIES IN THE PHASE 期數的住宅物業的樓面平面圖

TOWER 6 15/F (Flat A1, A2, A3, A5, A6, A7, B1, B2, B3 & B5)
第6座 15樓 (A1、A2、A3、A5、A6、A7、B1、B2、B3及B5單位)



Key Plan 指示圖



Scale 比例 : 0 2 4M(米)

11 FLOOR PLANS OF RESIDENTIAL PROPERTIES IN THE PHASE 期數的住宅物業的樓面平面圖

	Floor 樓層	Tower 6 第6座									
		Flat 單位									
		A1	A2	A3	A5	A6	A7	B1	B2	B3	B5
The floor-to-floor height of each residential property (mm) 每個住宅物業的層與層之間的高度 (毫米)	15/F 15 樓	3150, 3500	3150, 3450, 3500	3150, 3450, 3500	3150, 3450, 3500	3150, 3450, 3500	3150, 3500	3150, 3500	3150, 3225, 3500	3150, 3225, 3500	3150, 3500
The thickness of the floor slabs (excluding plaster) of each residential property (mm) 每個住宅物業的樓板 (不包括灰泥) 的厚度 (毫米)		200	150, 200	150, 200	150, 200	200	200	150, 200	150, 200	150, 200	200

The internal areas of the residential properties on the upper floors will generally be slightly larger than those on the lower floors because of the reducing thickness of the structural walls on the upper floors. (This does not apply to the residential properties in the Phase because the design of the Phase does not involve reducing thickness of structural walls of residential properties on the upper floors.)

因住宅物業的較高樓層的結構牆的厚度遞減，較高樓層的內部面積，一般比較低樓層的內部面積稍大。(不適用於期數內的住宅物業，因期數的設計並不牽涉住宅物業的較高樓層的結構牆的厚度遞減。)

- Notes:
1. The dimensions of the floor plan are all structural dimensions in millimetres.

2. Please refer to the beginning of this chapter of this sales brochure for the legend of the terms and abbreviations shown on the floor plans and remarks that are applicable thereto.

3. Dotted line in the format shown below delineates the extent of open kitchen area (if any) in a residential unit.

Extent of open kitchen area

4. Dotted line in the format shown below delineates the extent of built-in cabinet (if any) in a residential unit.

-----Extent of built-in cabinet

5. The floor-to-floor height refers to the height between the top surface of the structural slab of a floor and the top surface of the structural slab of its immediate upper floor.

6. There may be different floor to floor height and the thickness of the floor slabs (excluding plaster) of each residential properties. For details, prospective purchasers are advised to inspect the General Building Plans and Structural Plans of the Phase and obtain professional advice if necessary.

7. Dotted line in the format shown below delineates the extent of the floor cabinet fitting (if any) in a residential unit. Such fittings are of standard provisions but a purchaser may opt for the non-provision of the same.

-----Extent of the floor cabinet fitting

備註：

1. 樓面平面圖所列之尺寸為以毫米標示之建築結構尺寸。

2. 樓面平面圖中顯示之名詞及簡稱之圖例及其適用的附註，請參閱本售樓說明書本章節開首。

3. 住宅單位內的開放式廚房範圍 (如有) 以下列格式之虛線勾劃。

開放式廚房範圍

4. 住宅單位內的嵌入式櫃範圍 (如有) 以下列格式之虛線勾劃。

-----嵌入式櫃範圍

5. 每個住宅物業的層與層之間的高度指該樓層之石屎地台面與上一層石屎地台面之高度距離。

6. 不同住宅物業的層與層之間的高度及每個住宅物業的樓板 (不包括灰泥) 的厚度會有不同。特此建議準買家參閱期數之核准圖則及結構圖則和在有需要時尋求專業意見。

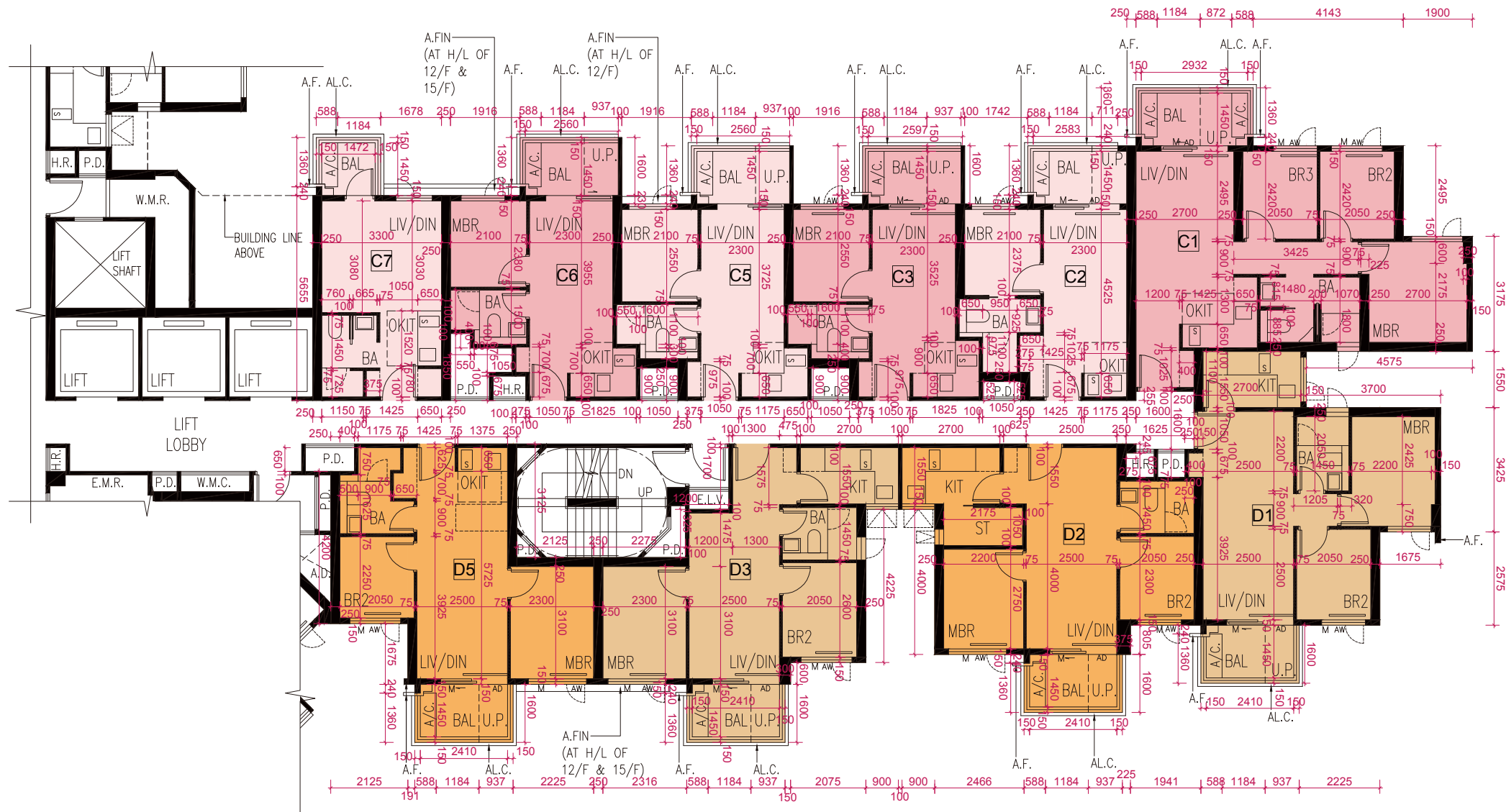
7. 住宅單位內的地櫃裝置範圍 (如有) 以下列格式之虛線勾劃。該裝置屬交樓標準，但買方可選擇不獲提供該裝置。

-----地櫃裝置範圍

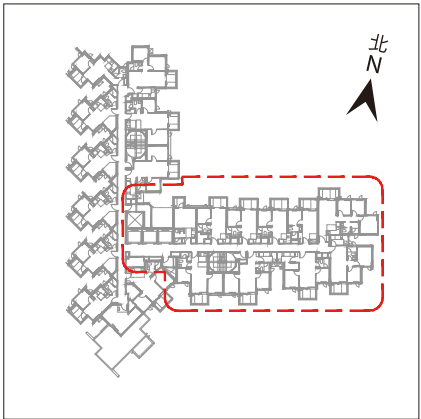
45

11 FLOOR PLANS OF RESIDENTIAL PROPERTIES IN THE PHASE 期數的住宅物業的樓面平面圖

TOWER 6 15/F (Flat C1, C2, C3, C5, C6, C7, D1, D2, D3 & D5)
第6座 15樓 (C1、C2、C3、C5、C6、C7、D1、D2、D3及D5單位)



Key Plan 指示圖



Scale 比例 : 0 2 4M(米)

11 FLOOR PLANS OF RESIDENTIAL PROPERTIES IN THE PHASE 期數的住宅物業的樓面平面圖

	Floor 樓層	Tower 6 第6座									
		Flat 單位									
		C1	C2	C3	C5	C6	C7	D1	D2	D3	D5
The floor-to-floor height of each residential property (mm) 每個住宅物業的層與層之間的高度 (毫米)	15/F 15 樓	3150, 3500	3150, 3500	3150, 3225, 3500	3150, 3225, 3500	3150, 3225, 3500	3150, 3500	3150, 3225, 3500	3150, 3225, 3500	3150, 3225, 3500	3150, 3225, 3500
The thickness of the floor slabs (excluding plaster) of each residential property (mm) 每個住宅物業的樓板 (不包括灰泥) 的厚度 (毫米)		200	200	200	200	150, 200	150, 200	200	200	200	200

The internal areas of the residential properties on the upper floors will generally be slightly larger than those on the lower floors because of the reducing thickness of the structural walls on the upper floors. (This does not apply to the residential properties in the Phase because the design of the Phase does not involve reducing thickness of structural walls of residential properties on the upper floors.)

因住宅物業的較高樓層的結構牆的厚度遞減，較高樓層的內部面積，一般比較低樓層的內部面積稍大。(不適用於期數內的住宅物業，因期數的設計並不牽涉住宅物業的較高樓層的結構牆的厚度遞減。)

- Notes:

1. The dimensions of the floor plan are all structural dimensions in millimetres.

2. Please refer to the beginning of this chapter of this sales brochure for the legend of the terms and abbreviations shown on the floor plans and remarks that are applicable thereto.

3. Dotted line in the format shown below delineates the extent of open kitchen area (if any) in a residential unit.

Extent of open kitchen area

4. Dotted line in the format shown below delineates the extent of built-in cabinet (if any) in a residential unit.

Extent of built-in cabinet

5. The floor-to-floor height refers to the height between the top surface of the structural slab of a floor and the top surface of the structural slab of its immediate upper floor.

6. There may be different floor to floor height and the thickness of the floor slabs (excluding plaster) of each residential properties. For details, prospective purchasers are advised to inspect the General Building Plans and Structural Plans of the Phase and obtain professional advice if necessary.
- 備註：

1. 樓面平面圖所列之尺寸為以毫米標示之建築結構尺寸。

2. 樓面平面圖中顯示之名詞及簡稱之圖例及其適用的附註，請參閱本售樓說明書本章節開首。

3. 住宅單位內的開放式廚房範圍 (如有) 以下列格式之虛線勾劃。

開放式廚房範圍

4. 住宅單位內的嵌入式櫃範圍 (如有) 以下列格式之虛線勾劃。

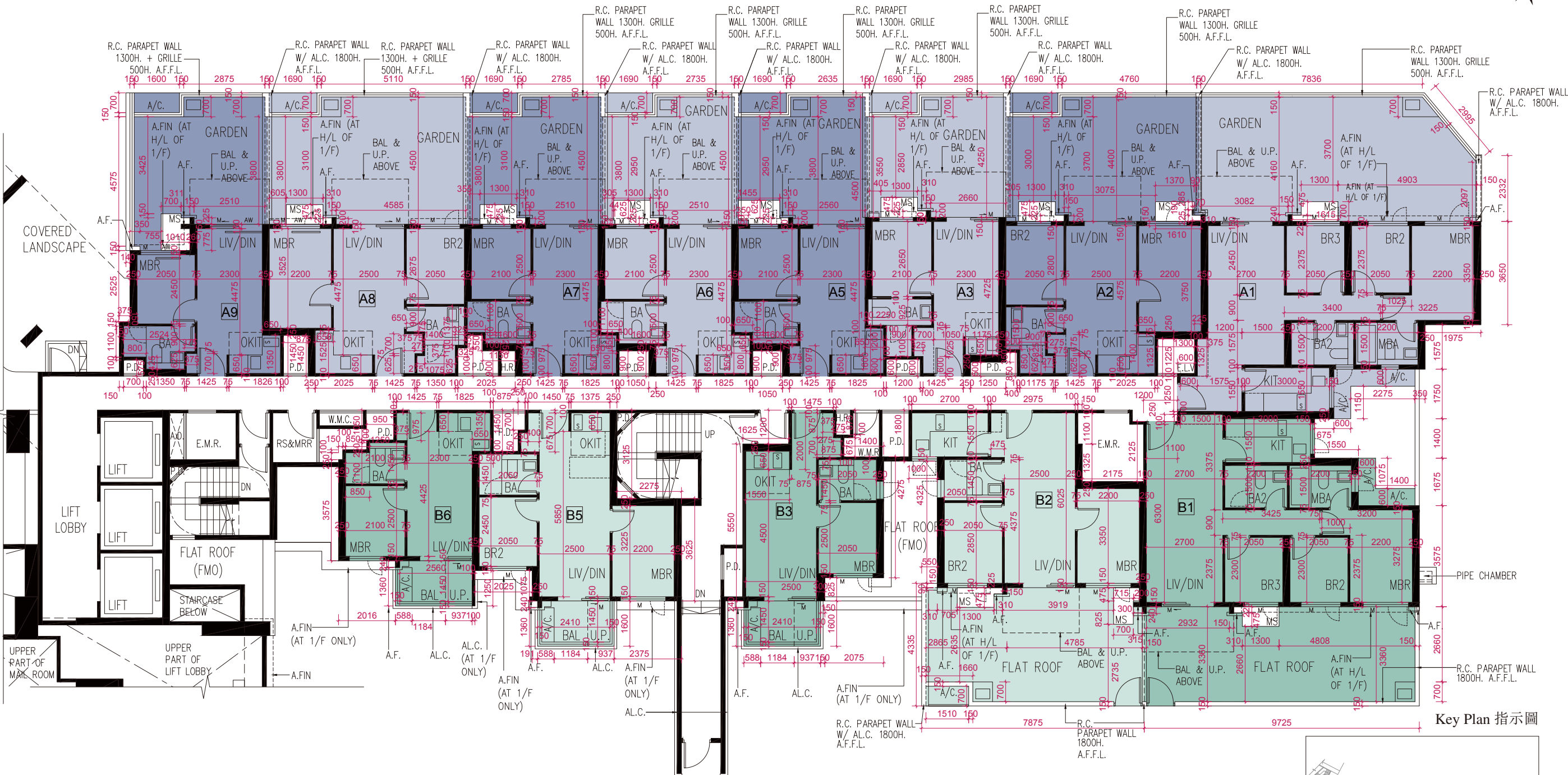
嵌入式櫃範圍

5. 每個住宅物業的層與層之間的高度指該樓層之石屎地台面與上一層石屎地台面之高度距離。

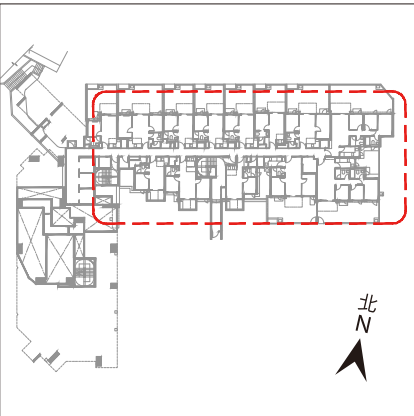
6. 不同住宅物業的層與層之間的高度及每個住宅物業的樓板 (不包括灰泥) 的厚度會有不同。特此建議準買家參閱期數之核准圖則及結構圖則和在有需要時尋求專業意見。

11 FLOOR PLANS OF RESIDENTIAL PROPERTIES IN THE PHASE 期數的住宅物業的樓面平面圖

TOWER 7 1/F (Flat A1, A2, A3, A5, A6, A7, A8, A9, B1, B2, B3, B5 & B6)
第7座 1樓 (A1、A2、A3、A5、A6、A7、A8、A9、B1、B2、B3、B5及B6單位)



Key Plan 指示圖



Scale 比例 : 0 2 4M(米)

11 FLOOR PLANS OF RESIDENTIAL PROPERTIES IN THE PHASE 期數的住宅物業的樓面平面圖

	Floor 樓層	Tower 7 第7座												
		Flat 單位												
		A1	A2	A3	A5	A6	A7	A8	A9	B1	B2	B3	B5	B6
The floor-to-floor height of each residential property (mm) 每個住宅物業的層與層之間的高度 (毫米)	1/F 1 樓	3200@, 3475>, 3550	3200@, 3475>, 3550	3200>, 3200@, 3550	3200@, 3475>, 3550	3200@, 3475>, 3550	3200@, 3475>, 3550	3200@, 3475>, 3550	3200@, 3475>, 3550	3200@, 3475>, 3550	3200@, 3475>, 3550	3200@, 3475>, 3550	3200@, 3475>, 3550	3200@, 3475>, 3550
The thickness of the floor slabs (excluding plaster) of each residential property (mm) 每個住宅物業的樓板 (不包括灰泥) 的厚度 (毫米)		150	150	150	150	150	150	150	150	150	150	150	150	150

@ Inclusive of the thickness of the mass fill concrete layer on the floor of this floor (400mm).

> Inclusive of the thickness of the mass fill concrete layer on the floor of this floor (325mm).

The internal areas of the residential properties on the upper floors will generally be slightly larger than those on the lower floors because of the reducing thickness of the structural walls on the upper floors. (This does not apply to the residential properties in the Phase because the design of the Phase does not involve reducing thickness of structural walls of residential properties on the upper floors.)

@ 包含本層地台混凝土填充層厚度 (400 毫米)。

> 包含本層地台混凝土填充層厚度 (325 毫米)。

因住宅物業的較高樓層的結構牆的厚度遞減，較高樓層的內部面積，一般比較低樓層的內部面積稍大。(不適用於期數內的住宅物業，因期數的設計並不牽涉住宅物業的較高樓層的結構牆的厚度遞減。)

- Notes:

1. The dimensions of the floor plan are all structural dimensions in millimetres.

2. Please refer to the beginning of this chapter of this sales brochure for the legend of the terms and abbreviations shown on the floor plans and remarks that are applicable thereto.

3. Dotted line in the format shown below delineates the extent of open kitchen area (if any) in a residential unit.

Extent of open kitchen area

4. Dotted line in the format shown below delineates the extent of built-in cabinet (if any) in a residential unit.

Extent of built-in cabinet

5. The floor-to-floor height refers to the height between the top surface of the structural slab of a floor and the top surface of the structural slab of its immediate upper floor.

6. There may be different floor to floor height and the thickness of the floor slabs (excluding plaster) of each residential properties. For details, prospective purchasers are advised to inspect the General Building Plans and Structural Plans of the Phase and obtain professional advice if necessary.
- 備註：

1. 樓面平面圖所列之尺寸為以毫米標示之建築結構尺寸。

2. 樓面平面圖中顯示之名詞及簡稱之圖例及其適用的附註，請參閱本售樓說明書本章節開首。

3. 住宅單位內的開放式廚房範圍 (如有) 以下列格式之虛線勾劃。

開放式廚房範圍

4. 住宅單位內的嵌入式櫃範圍 (如有) 以下列格式之虛線勾劃。

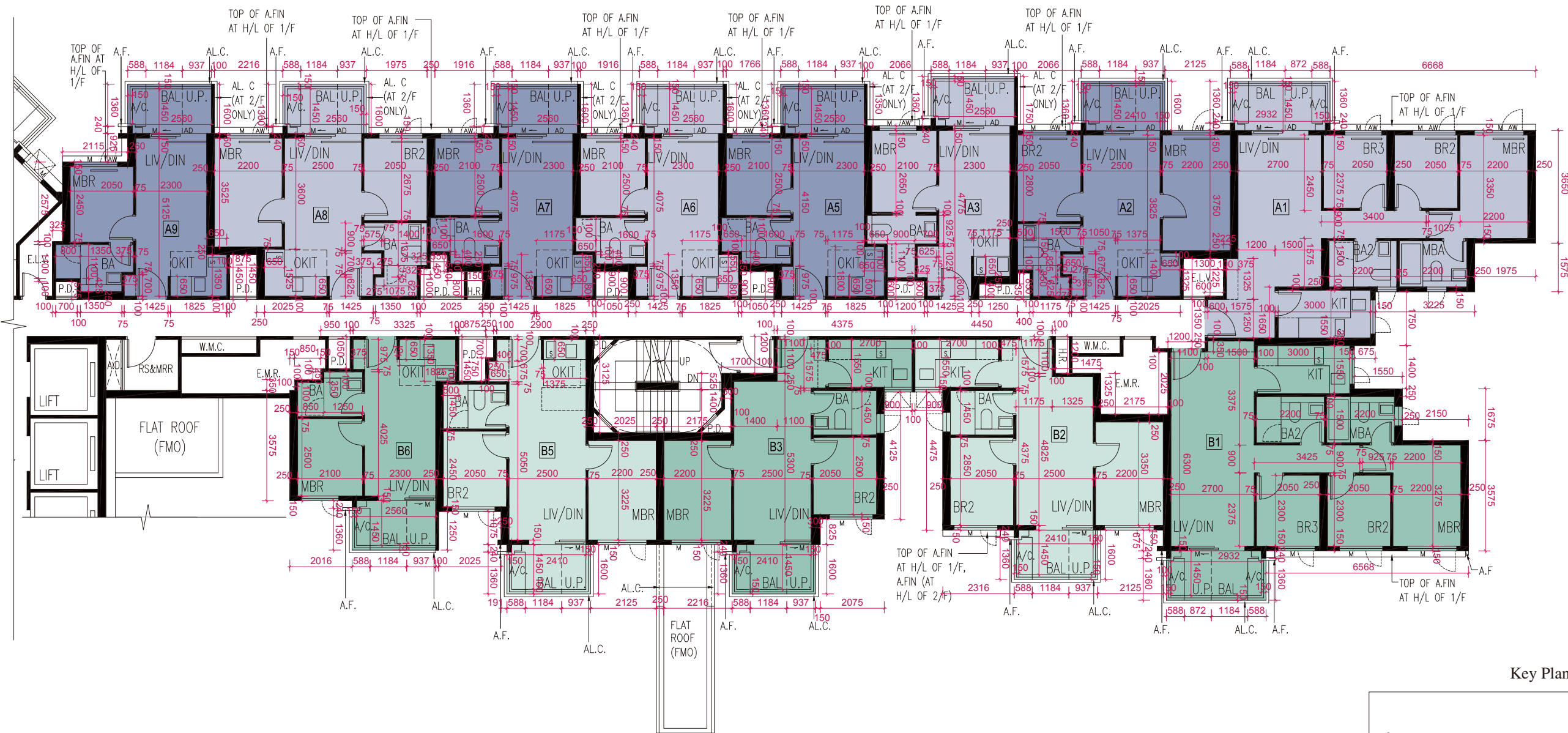
嵌入式櫃範圍

5. 每個住宅物業的層與層之間的高度指該樓層之石屎地台面與上一層石屎地台面之高度距離。

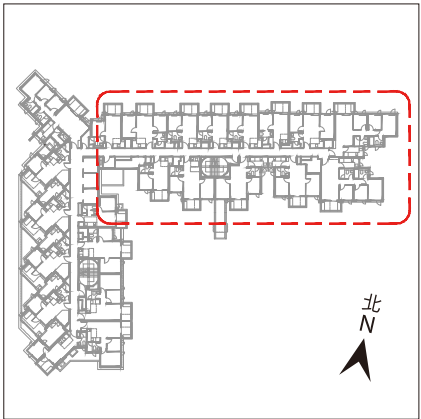
6. 不同住宅物業的層與層之間的高度及每個住宅物業的樓板 (不包括灰泥) 的厚度會有不同。特此建議準買家參閱期數之核准圖則及結構圖則和在有需要時尋求專業意見。

11 FLOOR PLANS OF RESIDENTIAL PROPERTIES IN THE PHASE 期數的住宅物業的樓面平面圖

TOWER 7 2/F (Flat A1, A2, A3, A5, A6, A7, A8, A9, B1, B2, B3, B5 & B6)
第7座 2樓 (A1、A2、A3、A5、A6、A7、A8、A9、B1、B2、B3、B5及B6單位)



Key Plan 指示圖



Scale 比例 : 0 2 4M(米)

11

FLOOR PLANS OF RESIDENTIAL PROPERTIES IN THE PHASE 期數的住宅物業的樓面平面圖

	Floor 樓層	Tower 7 第7座												
		Flat 單位												
		A1	A2	A3	A5	A6	A7	A8	A9	B1	B2	B3	B5	B6
The floor-to-floor height of each residential property (mm) 每個住宅物業的層與層之間的高度 (毫米)	2/F 2樓	3150	3150	3150	3150	3150	3150	3150	3150	3150	3150	3150	3150	3150
The thickness of the floor slabs (excluding plaster) of each residential property (mm) 每個住宅物業的樓板 (不包括灰泥) 的厚度 (毫米)		150	150	150	150	150	150	150	150	150	150	150	150	150

The internal areas of the residential properties on the upper floors will generally be slightly larger than those on the lower floors because of the reducing thickness of the structural walls on the upper floors. (This does not apply to the residential properties in the Phase because the design of the Phase does not involve reducing thickness of structural walls of residential properties on the upper floors.)

因住宅物業的較高樓層的結構牆的厚度遞減，較高樓層的內部面積，一般比較低樓層的內部面積稍大。(不適用於期數內的住宅物業，因期數的設計並不牽涉住宅物業的較高樓層的結構牆的厚度遞減。)

Notes:

1. The dimensions of the floor plan are all structural dimensions in millimetres.
2. Please refer to the beginning of this chapter of this sales brochure for the legend of the terms and abbreviations shown on the floor plans and remarks that are applicable thereto.
3. Dotted line in the format shown below delineates the extent of open kitchen area (if any) in a residential unit.

Extent of open kitchen area
4. Dotted line in the format shown below delineates the extent of built-in cabinet (if any) in a residential unit.

Extent of built-in cabinet
5. The floor-to-floor height refers to the height between the top surface of the structural slab of a floor and the top surface of the structural slab of its immediate upper floor.
6. There may be different floor to floor height and the thickness of the floor slabs (excluding plaster) of each residential properties. For details, prospective purchasers are advised to inspect the General Building Plans and Structural Plans of the Phase and obtain professional advice if necessary.

備註：

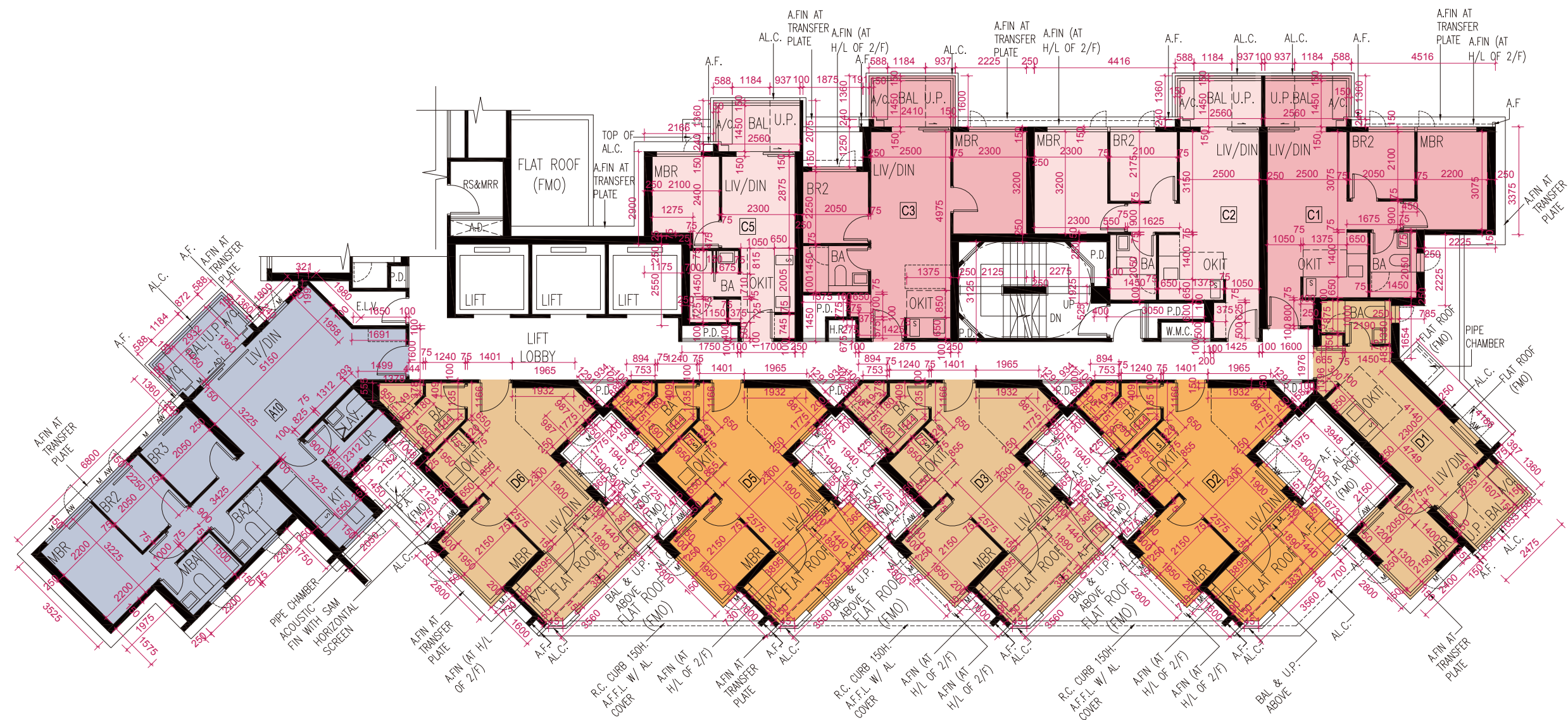
1. 樓面平面圖所列之尺寸為以毫米標示之建築結構尺寸。
2. 樓面平面圖中顯示之名詞及簡稱之圖例及其適用的附註，請參閱本售樓說明書本章節開首。
3. 住宅單位內的開放式廚房範圍 (如有) 以下列格式之虛線勾劃。

開放式廚房範圍
4. 住宅單位內的嵌入式櫃範圍 (如有) 以下列格式之虛線勾劃。

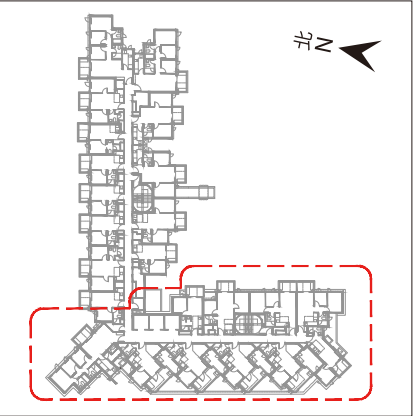
嵌入式櫃範圍
5. 每個住宅物業的層與層之間的高度指該樓層之石屎地台面與上一層石屎地台面之高度距離。
6. 不同住宅物業的層與層之間的高度及每個住宅物業的樓板 (不包括灰泥) 的厚度會有不同。特此建議準買家參閱期數之核准圖則及結構圖則和在有需要時尋求專業意見。

11 FLOOR PLANS OF RESIDENTIAL PROPERTIES IN THE PHASE 期數的住宅物業的樓面平面圖

TOWER 7 2/F (Flat A10, C1, C2, C3, C5, D1, D2, D3, D5 & D6)
第7座 2樓 (A10、C1、C2、C3、C5、D1、D2、D3、D5及D6單位)



Key Plan 指示圖



Scale 比例 : 0 2 4M(米)

11 FLOOR PLANS OF RESIDENTIAL PROPERTIES IN THE PHASE 期數的住宅物業的樓面平面圖

	Floor 樓層	Tower 7 第7座									
		Flat 單位									
		A10	C1	C2	C3	C5	D1	D2	D3	D5	D6
The floor-to-floor height of each residential property (mm) 每個住宅物業的層與層之間的高度 (毫米)	2/F 2 樓	3150	3200> 3200@, 3550@	3200@, 3475> 3550@	3200@, 3475> 3550@	3200> 3200@, 3550@	3200> 3200@, 3550@	3200> 3200@, 3250@, 3550@	3200> 3200@, 3250@, 3550@	3200> 3200@, 3250@, 3550@	3200> 3200@, 3250@, 3550@
The thickness of the floor slabs (excluding plaster) of each residential property (mm) 每個住宅物業的樓板 (不包括灰泥) 的厚度 (毫米)		150	150	150	150	150	150	150, 200	150, 200	150, 200	150, 200

@ Inclusive of the thickness of the mass fill concrete layer on the floor of this floor (400mm).
> Inclusive of the thickness of the mass fill concrete layer on the floor of this floor (325mm).
The internal areas of the residential properties on the upper floors will generally be slightly larger than those on the lower floors because of the reducing thickness of the structural walls on the upper floors. (This does not apply to the residential properties in the Phase because the design of the Phase does not involve reducing thickness of structural walls of residential properties on the upper floors.)

@ 包含本層地台混凝土填充層厚度 (400 毫米)。
> 包含本層地台混凝土填充層厚度 (325 毫米)。
因住宅物業的較高樓層的結構牆的厚度遞減，較高樓層的內部面積，一般比較低樓層的內部面積稍大。(不適用於期數內的住宅物業，因期數的設計並不牽涉住宅物業的較高樓層的結構牆的厚度遞減。)

- Notes:
1. The dimensions of the floor plan are all structural dimensions in millimetres.

2. Please refer to the beginning of this chapter of this sales brochure for the legend of the terms and abbreviations shown on the floor plans and remarks that are applicable thereto.

3. Dotted line in the format shown below delineates the extent of open kitchen area (if any) in a residential unit.

Extent of open kitchen area

4. Dotted line in the format shown below delineates the extent of built-in cabinet (if any) in a residential unit.

-----Extent of built-in cabinet

5. The floor-to-floor height refers to the height between the top surface of the structural slab of a floor and the top surface of the structural slab of its immediate upper floor.

6. There may be different floor to floor height and the thickness of the floor slabs (excluding plaster) of each residential properties. For details, prospective purchasers are advised to inspect the General Building Plans and Structural Plans of the Phase and obtain professional advice if necessary.

7. Dotted line in the format shown below delineates the extent of the floor cabinet fitting (if any) in a residential unit. Such fittings are of standard provisions but a purchaser may opt for the non-provision of the same.

-----Extent of the floor cabinet fitting

備註：

1. 樓面平面圖所列之尺寸為以毫米標示之建築結構尺寸。

2. 樓面平面圖中顯示之名詞及簡稱之圖例及其適用的附註，請參閱本售樓說明書本章節開首。

3. 住宅單位內的開放式廚房範圍 (如有) 以下列格式之虛線勾劃。

開放式廚房範圍

4. 住宅單位內的嵌入式櫃範圍 (如有) 以下列格式之虛線勾劃。

-----嵌入式櫃範圍

5. 每個住宅物業的層與層之間的高度指該樓層之石屎地台面與上一層石屎地台面之高度距離。

6. 不同住宅物業的層與層之間的高度及每個住宅物業的樓板 (不包括灰泥) 的厚度會有不同。特此建議準買家參閱期數之核准圖則及結構圖則和在有需要時尋求專業意見。

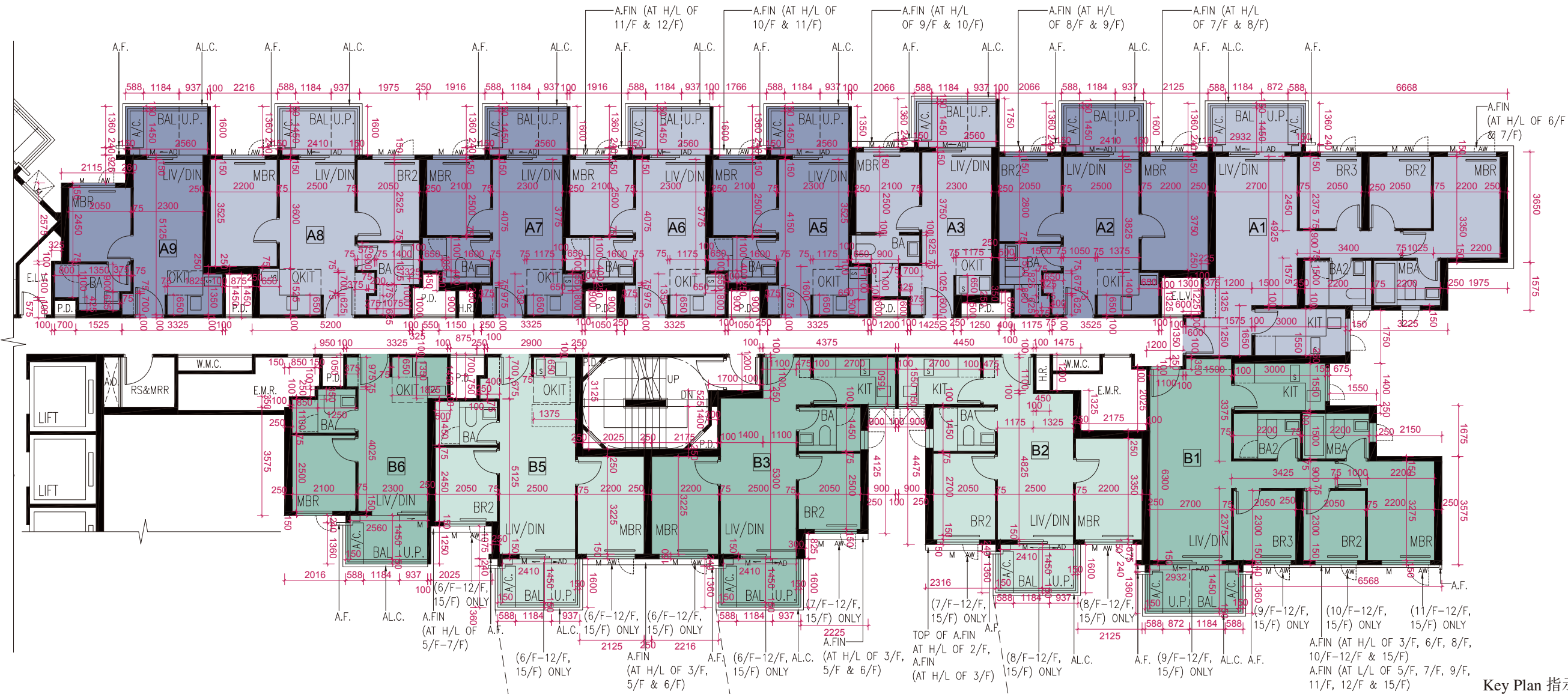
7. 住宅單位內的地櫃裝置範圍 (如有) 以下列格式之虛線勾劃。該裝置屬交樓標準，但買方可選擇不獲提供該裝置。

-----地櫃裝置範圍

53

11 FLOOR PLANS OF RESIDENTIAL PROPERTIES IN THE PHASE 期數的住宅物業的樓面平面圖

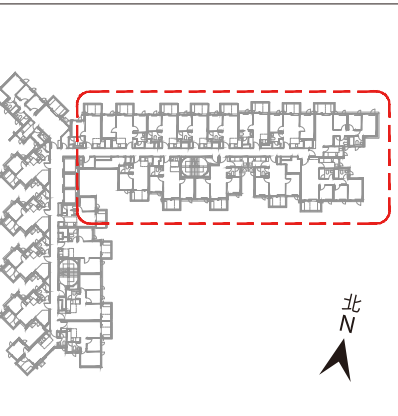
TOWER 7 3/F, 5/F – 12/F & 15/F (Flat A1, A2, A3, A5, A6, A7, A8, A9, B1, B2, B3, B5 & B6)
第7座 3樓、5樓至12樓及15樓 (A1、A2、A3、A5、A6、A7、A8、A9、B1、B2、B3、B5及B6單位)



PART PLAN AT 3/F
3樓部份平面圖

PART PLAN AT 3/F & 5/F
3樓及5樓部份平面圖

PART PLAN AT 3/F, 5/F-7/F
3樓及5樓至7樓部份平面圖



Scale 比例 : 0 2 4M(米)

11 FLOOR PLANS OF RESIDENTIAL PROPERTIES IN THE PHASE 期數的住宅物業的樓面平面圖

	Floor 樓層	Tower 7 第7座												
		Flat 單位												
		A1	A2	A3	A5	A6	A7	A8	A9	B1	B2	B3	B5	B6
The floor-to-floor height of each residential property (mm) 每個住宅物業的層與層之間的高度 (毫米)	3/F & 5/F – 12/F 3樓及 5樓至12樓	3150	3150	3150	3150	3150	3150	3150	3150	3150	3150	3150	3150	3150
The thickness of the floor slabs (excluding plaster) of each residential property (mm) 每個住宅物業的樓板 (不包括灰泥) 的厚度 (毫米)		150	150	150	150	150	150	150	150	150	150	150	150	150
The floor-to-floor height of each residential property (mm) 每個住宅物業的層與層之間的高度 (毫米)	15/F 15樓	3150, 3225, 3500	3150, 3225, 3500	3150, 3500	3150, 3225, 3500	3150, 3225, 3500	3150, 3225, 3500	3150, 3225, 3500	3150, 3225, 3500	3150, 3225, 3500	3150, 3225, 3500	3150, 3225, 3500	3150, 3225, 3500	3150, 3225, 3500
The thickness of the floor slabs (excluding plaster) of each residential property (mm) 每個住宅物業的樓板 (不包括灰泥) 的厚度 (毫米)		200	200	200	200	150, 200	150, 200	200	200	200	200	200	150, 200	150

The internal areas of the residential properties on the upper floors will generally be slightly larger than those on the lower floors because of the reducing thickness of the structural walls on the upper floors. (This does not apply to the residential properties in the Phase because the design of the Phase does not involve reducing thickness of structural walls of residential properties on the upper floors.)

因住宅物業的較高樓層的結構牆的厚度遞減，較高樓層的內部面積，一般比較低樓層的內部面積稍大。(不適用於期數內的住宅物業，因期數的設計並不牽涉住宅物業的較高樓層的結構牆的厚度遞減。)

- Notes:

 - The dimensions of the floor plan are all structural dimensions in millimetres.
 - Please refer to the beginning of this chapter of this sales brochure for the legend of the terms and abbreviations shown on the floor plans and remarks that are applicable thereto.
 - Dotted line in the format shown below delineates the extent of open kitchen area (if any) in a residential unit.

Extent of open kitchen area
 - Dotted line in the format shown below delineates the extent of built-in cabinet (if any) in a residential unit.

-----Extent of built-in cabinet
 - The floor-to-floor height refers to the height between the top surface of the structural slab of a floor and the top surface of the structural slab of its immediate upper floor.
 - There may be different floor to floor height and the thickness of the floor slabs (excluding plaster) of each residential properties. For details, prospective purchasers are advised to inspect the General Building Plans and Structural Plans of the Phase and obtain professional advice if necessary.
- 備註：

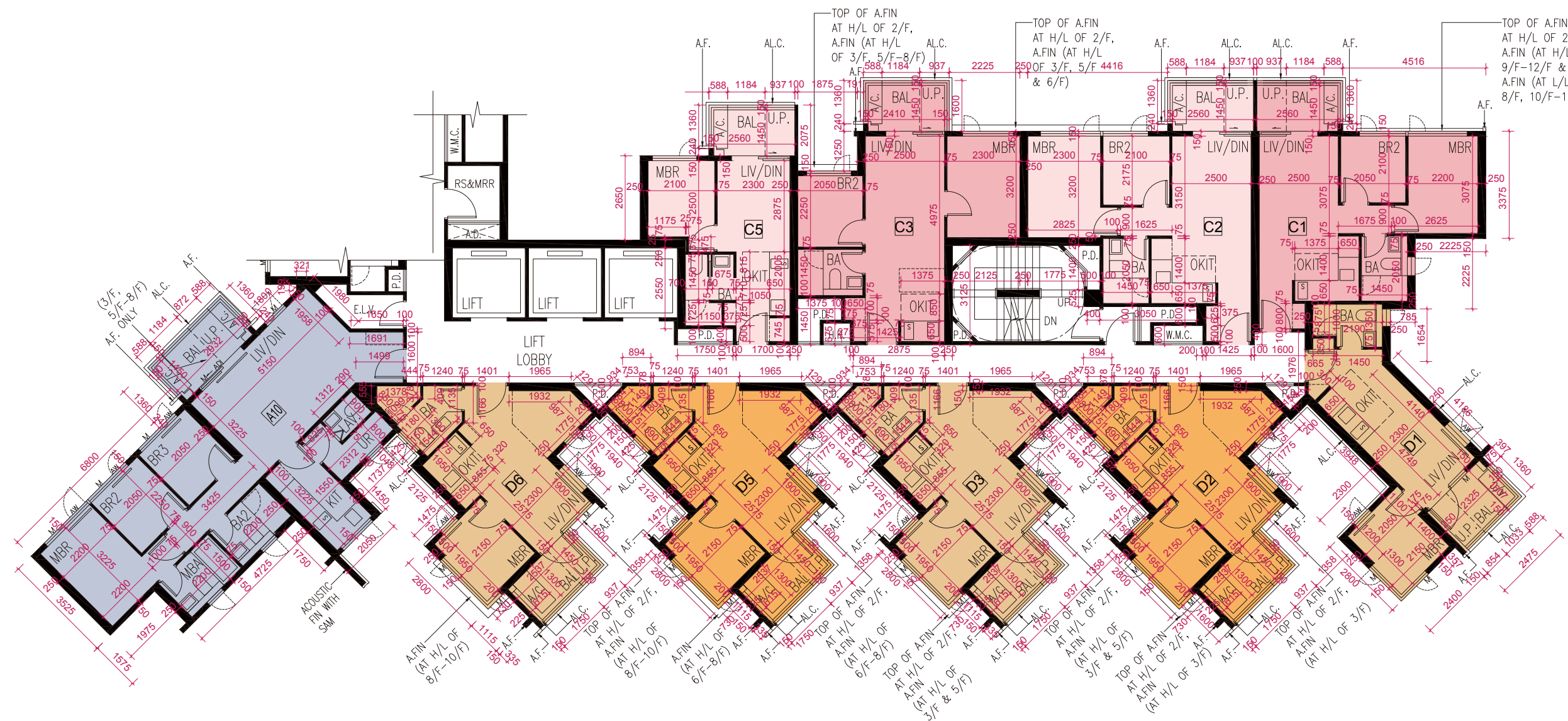
 - 樓面平面圖所列之尺寸為以毫米標示之建築結構尺寸。
 - 樓面平面圖中顯示之名詞及簡稱之圖例及其適用的附註，請參閱本售樓說明書本章節開首。
 - 住宅單位內的開放式廚房範圍 (如有) 以下列格式之虛線勾劃。

開放式廚房範圍
 - 住宅單位內的嵌入式櫃範圍 (如有) 以下列格式之虛線勾劃。

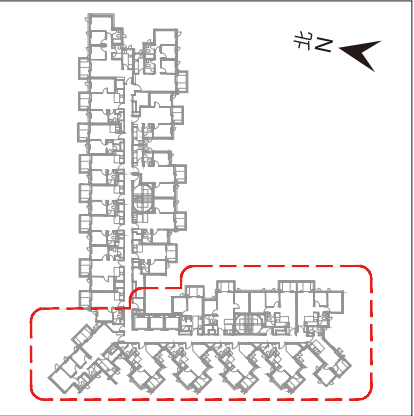
-----嵌入式櫃範圍
 - 每個住宅物業的層與層之間的高度指該樓層之石屎地台面與上一層石屎地台面之高度距離。
 - 不同住宅物業的層與層之間的高度及每個住宅物業的樓板 (不包括灰泥) 的厚度會有不同。特此建議準買家參閱期數之核准圖則及結構圖則和在有需要時尋求專業意見。

11 FLOOR PLANS OF RESIDENTIAL PROPERTIES IN THE PHASE 期數的住宅物業的樓面平面圖

TOWER 7 3/F, 5/F – 12/F & 15/F (Flat A10, C1, C2, C3, C5, D1, D2, D3, D5 & D6)
第7座 3樓、5樓至12樓及15樓 (A10、C1、C2、C3、C5、D1、D2、D3、D5及D6單位)



Key Plan 指示圖



Scale 比例 : 0 2 4M(米)

11 FLOOR PLANS OF RESIDENTIAL PROPERTIES IN THE PHASE 期數的住宅物業的樓面平面圖

	Floor 樓層	Tower 7 第7座									
		Flat 單位									
		A10	C1	C2	C3	C5	D1	D2	D3	D5	D6
The floor-to-floor height of each residential property (mm) 每個住宅物業的層與層之間的高度 (毫米)	3/F & 5/F – 12/F 3樓及 5樓至12樓	3150	3150	3150	3150	3150	3150	3150	3150	3150	3150
The thickness of the floor slabs (excluding plaster) of each residential property (mm) 每個住宅物業的樓板 (不包括灰泥) 的厚度 (毫米)		150	150	150	150	150	150	150, 200	150, 200	150, 200	150, 200
The floor-to-floor height of each residential property (mm) 每個住宅物業的層與層之間的高度 (毫米)	15/F 15樓	3150, 3225, 3500	3150, 3500	3150, 3225, 3500	3150, 3225, 3500	3150, 3500	3150, 3500	3150, 3450, 3500	3150, 3450, 3500	3150, 3450, 3500	3150, 3450, 3500
The thickness of the floor slabs (excluding plaster) of each residential property (mm) 每個住宅物業的樓板 (不包括灰泥) 的厚度 (毫米)		200	200	200	200	150	200	200	200	200	200

The internal areas of the residential properties on the upper floors will generally be slightly larger than those on the lower floors because of the reducing thickness of the structural walls on the upper floors. (This does not apply to the residential properties in the Phase because the design of the Phase does not involve reducing thickness of structural walls of residential properties on the upper floors.)

因住宅物業的較高樓層的結構牆的厚度遞減，較高樓層的內部面積，一般比較低樓層的內部面積稍大。（不適用於期數內的住宅物業，因期數的設計並不牽涉住宅物業的較高樓層的結構牆的厚度遞減。）

- Notes:
1. The dimensions of the floor plan are all structural dimensions in millimetres.

2. Please refer to the beginning of this chapter of this sales brochure for the legend of the terms and abbreviations shown on the floor plans and remarks that are applicable thereto.

3. Dotted line in the format shown below delineates the extent of open kitchen area (if any) in a residential unit.

Extent of open kitchen area

4. Dotted line in the format shown below delineates the extent of built-in cabinet (if any) in a residential unit.

-----Extent of built-in cabinet

5. The floor-to-floor height refers to the height between the top surface of the structural slab of a floor and the top surface of the structural slab of its immediate upper floor.

6. There may be different floor to floor height and the thickness of the floor slabs (excluding plaster) of each residential properties. For details, prospective purchasers are advised to inspect the General Building Plans and Structural Plans of the Phase and obtain professional advice if necessary.

7. Dotted line in the format shown below delineates the extent of the floor cabinet fitting (if any) in a residential unit. Such fittings are of standard provisions but a purchaser may opt for the non-provision of the same.

-----Extent of the floor cabinet fitting

備註：

1. 樓面平面圖所列之尺寸為以毫米標示之建築結構尺寸。

2. 樓面平面圖中顯示之名詞及簡稱之圖例及其適用的附註，請參閱本售樓說明書本章節開首。

3. 住宅單位內的開放式廚房範圍 (如有) 以下列格式之虛線勾劃。

開放式廚房範圍

4. 住宅單位內的嵌入式櫃範圍 (如有) 以下列格式之虛線勾劃。

-----嵌入式櫃範圍

5. 每個住宅物業的層與層之間的高度指該樓層之石屎地台面與上一層石屎地台面之高度距離。

6. 不同住宅物業的層與層之間的高度及每個住宅物業的樓板 (不包括灰泥) 的厚度會有不同。特此建議準買家參閱期數之核准圖則及結構圖則和在有需要時尋求專業意見。

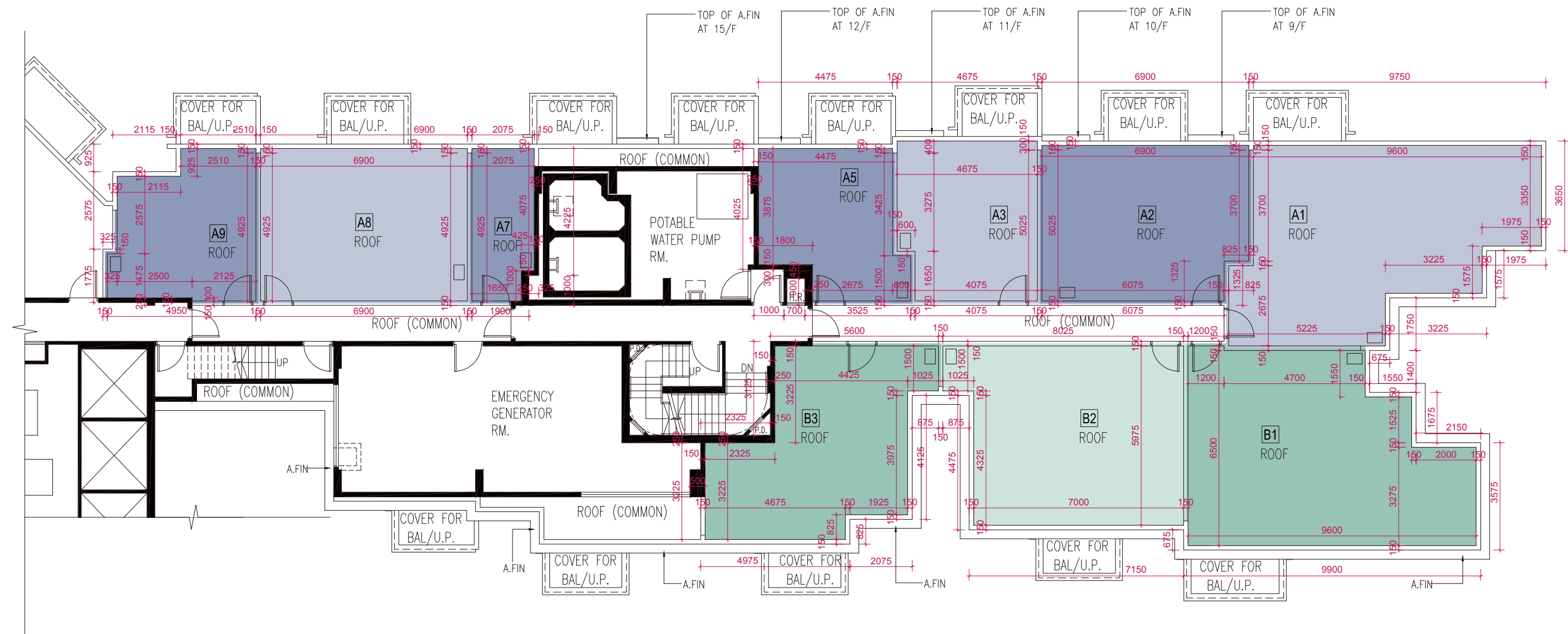
7. 住宅單位內的地櫃裝置範圍 (如有) 以下列格式之虛線勾劃。該裝置屬交樓標準，但買方可選擇不獲提供該裝置。

-----地櫃裝置範圍

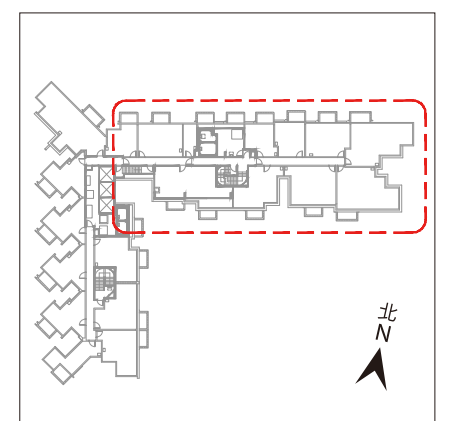
57

11 FLOOR PLANS OF RESIDENTIAL PROPERTIES IN THE PHASE 期數的住宅物業的樓面平面圖

TOWER 7 Roof (Flat A1, A2, A3, A5, A6, A7, A8, A9, B1, B2, B3, B5 & B6)
第7座 天台 (A1、A2、A3、A5、A6、A7、A8、A9、B1、B2、B3、B5及B6單位)



Key Plan 指示圖



Scale 比例 : 0 2 4M(米)

11 FLOOR PLANS OF RESIDENTIAL PROPERTIES IN THE PHASE 期數的住宅物業的樓面平面圖

	Floor 樓層	Tower 7 第7座												
		Flat 單位												
		A1	A2	A3	A5	A6	A7	A8	A9	B1	B2	B3	B5	B6
The floor-to-floor height of each residential property (mm) 每個住宅物業的層與層之間的高度 (毫米)	Roof 天台	N/A 不適用	N/A 不適用	N/A 不適用	N/A 不適用	N/A 不適用	N/A 不適用	N/A 不適用	N/A 不適用	N/A 不適用	N/A 不適用	N/A 不適用	N/A 不適用	N/A 不適用
The thickness of the floor slabs (excluding plaster) of each residential property (mm) 每個住宅物業的樓板 (不包括灰泥) 的厚度 (毫米)		N/A 不適用	N/A 不適用	N/A 不適用	N/A 不適用	N/A 不適用	N/A 不適用	N/A 不適用	N/A 不適用	N/A 不適用	N/A 不適用	N/A 不適用	N/A 不適用	N/A 不適用

The internal areas of the residential properties on the upper floors will generally be slightly larger than those on the lower floors because of the reducing thickness of the structural walls on the upper floors. (This does not apply to the residential properties in the Phase because the design of the Phase does not involve reducing thickness of structural walls of residential properties on the upper floors.)

因住宅物業的較高樓層的結構牆的厚度遞減，較高樓層的內部面積，一般比較低樓層的內部面積稍大。(不適用於期數內的住宅物業，因期數的設計並不牽涉住宅物業的較高樓層的結構牆的厚度遞減。)

- Notes:

 - The dimensions of the floor plan are all structural dimensions in millimetres.
 - Please refer to the beginning of this chapter of this sales brochure for the legend of the terms and abbreviations shown on the floor plans and remarks that are applicable thereto.
 - Dotted line in the format shown below delineates the extent of open kitchen area (if any) in a residential unit.

Extent of open kitchen area
 - Dotted line in the format shown below delineates the extent of built-in cabinet (if any) in a residential unit.

-----Extent of built-in cabinet
 - The floor-to-floor height refers to the height between the top surface of the structural slab of a floor and the top surface of the structural slab of its immediate upper floor.
 - There may be different floor to floor height and the thickness of the floor slabs (excluding plaster) of each residential properties. For details, prospective purchasers are advised to inspect the General Building Plans and Structural Plans of the Phase and obtain professional advice if necessary.
- 備註：

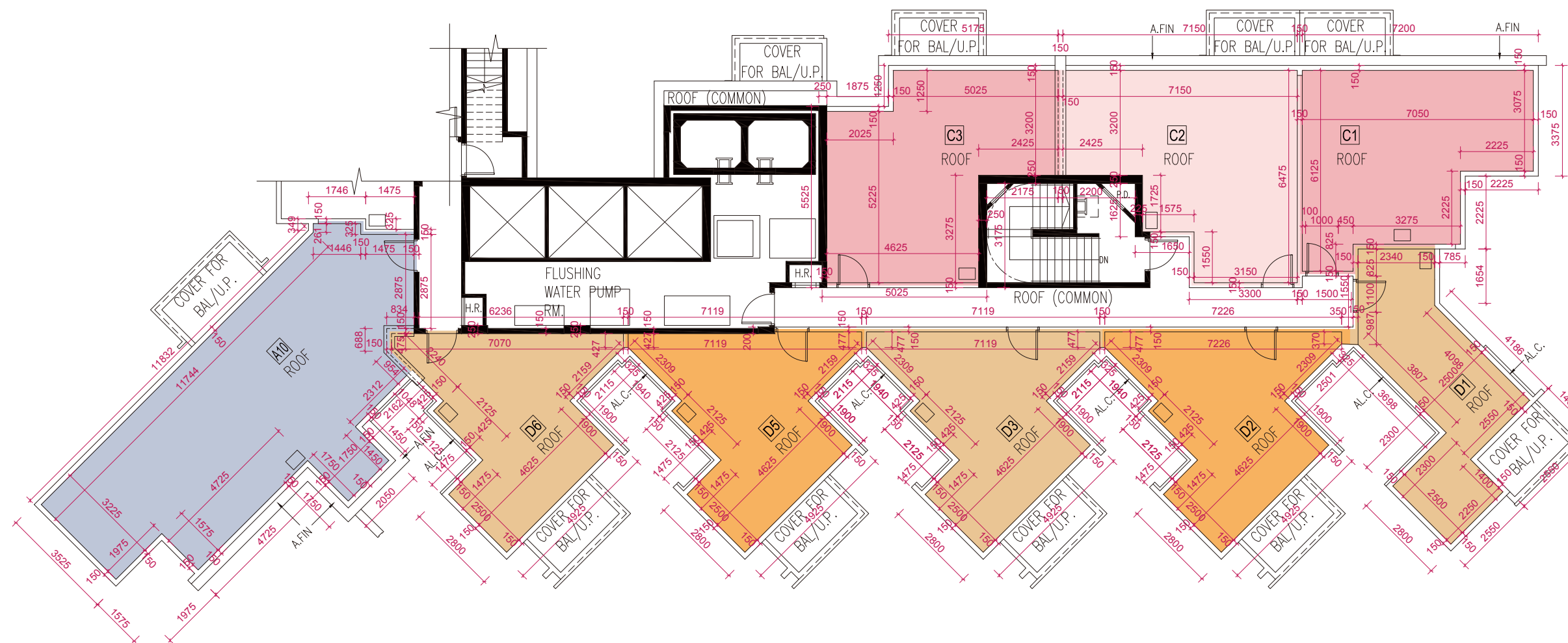
 - 樓面平面圖所列之尺寸為以毫米標示之建築結構尺寸。
 - 樓面平面圖中顯示之名詞及簡稱之圖例及其適用的附註，請參閱本售樓說明書本章節開首。
 - 住宅單位內的開放式廚房範圍 (如有) 以下列格式之虛線勾劃。

開放式廚房範圍
 - 住宅單位內的嵌入式櫃範圍 (如有) 以下列格式之虛線勾劃。

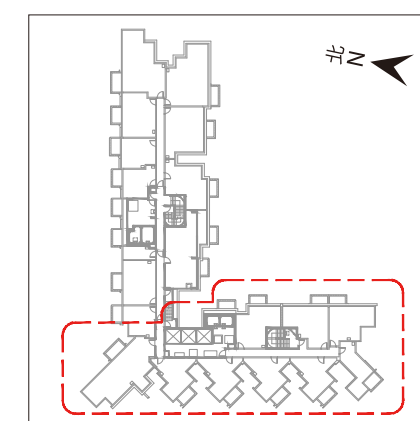
-----嵌入式櫃範圍
 - 每個住宅物業的層與層之間的高度指該樓層之石屎地台面與上一層石屎地台面之高度距離。
 - 不同住宅物業的層與層之間的高度及每個住宅物業的樓板 (不包括灰泥) 的厚度會有不同。特此建議準買家參閱期數之核准圖則及結構圖則和在有需要時尋求專業意見。

11 FLOOR PLANS OF RESIDENTIAL PROPERTIES IN THE PHASE 期數的住宅物業的樓面平面圖

TOWER 7 Roof (Flat A10, C1, C2, C3, C5, D1, D2, D3, D5 & D6)
第7座 天台 (A10、C1、C2、C3、C5、D1、D2、D3、D5及D6單位)



Key Plan 指示圖



Scale 比例 : 0 2 4M(米)

11 FLOOR PLANS OF RESIDENTIAL PROPERTIES IN THE PHASE 期數的住宅物業的樓面平面圖

	Floor 樓層	Tower 7 第7座									
		Flat 單位									
		A10	C1	C2	C3	C5	D1	D2	D3	D5	D6
The floor-to-floor height of each residential property (mm) 每個住宅物業的層與層之間的高度 (毫米)	Roof 天台	N/A 不適用	N/A 不適用	N/A 不適用	N/A 不適用	N/A 不適用	N/A 不適用	N/A 不適用	N/A 不適用	N/A 不適用	N/A 不適用
The thickness of the floor slabs (excluding plaster) of each residential property (mm) 每個住宅物業的樓板 (不包括灰泥) 的厚度 (毫米)		N/A 不適用	N/A 不適用	N/A 不適用	N/A 不適用	N/A 不適用	N/A 不適用	N/A 不適用	N/A 不適用	N/A 不適用	N/A 不適用

The internal areas of the residential properties on the upper floors will generally be slightly larger than those on the lower floors because of the reducing thickness of the structural walls on the upper floors. (This does not apply to the residential properties in the Phase because the design of the Phase does not involve reducing thickness of structural walls of residential properties on the upper floors.)

因住宅物業的較高樓層的結構牆的厚度遞減，較高樓層的內部面積，一般比較低樓層的內部面積稍大。(不適用於期數內的住宅物業，因期數的設計並不牽涉住宅物業的較高樓層的結構牆的厚度遞減。)

- Notes:

1. The dimensions of the floor plan are all structural dimensions in millimetres.

2. Please refer to the beginning of this chapter of this sales brochure for the legend of the terms and abbreviations shown on the floor plans and remarks that are applicable thereto.

3. Dotted line in the format shown below delineates the extent of open kitchen area (if any) in a residential unit.

Extent of open kitchen area

4. Dotted line in the format shown below delineates the extent of built-in cabinet (if any) in a residential unit.

Extent of built-in cabinet

5. The floor-to-floor height refers to the height between the top surface of the structural slab of a floor and the top surface of the structural slab of its immediate upper floor.

6. There may be different floor to floor height and the thickness of the floor slabs (excluding plaster) of each residential properties. For details, prospective purchasers are advised to inspect the General Building Plans and Structural Plans of the Phase and obtain professional advice if necessary.

備註：

1. 樓面平面圖所列之尺寸為以毫米標示之建築結構尺寸。

2. 樓面平面圖中顯示之名詞及簡稱之圖例及其適用的附註，請參閱本售樓說明書本章節開首。

3. 住宅單位內的開放式廚房範圍 (如有) 以下列格式之虛線勾劃。

開放式廚房範圍

4. 住宅單位內的嵌入式櫃範圍 (如有) 以下列格式之虛線勾劃。

嵌入式櫃範圍

5. 每個住宅物業的層與層之間的高度指該樓層之石屎地台面與上一層石屎地台面之高度距離。

6. 不同住宅物業的層與層之間的高度及每個住宅物業的樓板 (不包括灰泥) 的厚度會有不同。特此建議準買家參閱期數之核准圖則及結構圖則和在有需要時尋求專業意見。

61

12 AREA OF RESIDENTIAL PROPERTIES IN THE PHASE 期數的住宅物業的面積

Description of Residential Property 物業的描述			Saleable Area (including balcony, utility platform and verandah (if any)) sq. metre (sq. ft.) 實用面積 (包括露台、工作平台及陽台 (如有)) 平方米 (平方呎)	Area of other specified items (Not included in the Saleable Area) sq. metre (sq. ft.) 其他指明項目的面積 (不計入實用面積) 平方米 (平方呎)									
Block Name 大廈名稱	Floor 樓層	Flat 單位		Air-conditioning Plant Room 空調機房	Bay Window 窗台	Cockloft 閣樓	Flat Roof 平台	Garden 花園	Parking Space 停車位	Roof 天台	Stairhood 梯屋	Terrace 前庭	Yard 庭院
Tower 1 第1座	1/F 1樓	A1	49.639 (534) Balcony 露台：- (-) Utility Platform 工作平台：- (-)	-	-	-	16.226 (175)	-	-	-	-	-	-
		A2	25.061 (270) Balcony 露台：- (-) Utility Platform 工作平台：- (-)	-	-	-	18.996 (204)	-	-	-	-	-	-
		A3	25.066 (270) Balcony 露台：- (-) Utility Platform 工作平台：- (-)	-	-	-	21.43 (231)	-	-	-	-	-	-
		A5	40.611 (437) Balcony 露台：- (-) Utility Platform 工作平台：- (-)	-	-	-	28.337 (305)	-	-	-	-	-	-
		A6	39.963 (430) Balcony 露台：2.036 (22) Utility Platform 工作平台：1.500 (16)	-	-	-	-	-	-	-	-	-	-
		A7	39.963 (430) Balcony 露台：2.036 (22) Utility Platform 工作平台：1.500 (16)	-	-	-	-	-	-	-	-	-	-
		A8	40.143 (432) Balcony 露台：2.036 (22) Utility Platform 工作平台：1.500 (16)	-	-	-	-	-	-	-	-	-	-
		B1	57.954 (624) Balcony 露台：- (-) Utility Platform 工作平台：- (-)	-	-	-	53.179 (572)	-	-	-	-	-	-
		B2	60.063 (647) Balcony 露台：2.036 (22) Utility Platform 工作平台：1.536 (17)	-	-	-	-	-	-	-	-	-	-
		B3	40.189 (433) Balcony 露台：2.036 (22) Utility Platform 工作平台：1.500 (16)	-	-	-	-	-	-	-	-	-	-
		B5	37.606 (405) Balcony 露台：- (-) Utility Platform 工作平台：- (-)	-	-	-	22.96 (247)	-	-	-	-	-	-

The saleable area and the floor area of balcony, utility platform and verandah (if any) are calculated in accordance with Section 8 of the Residential Properties (First-hand Sales) Ordinance; and the areas of the other specified items (not included in the saleable area) are calculated in accordance with Part 2 of Schedule 2 of the Residential Properties (First-hand Sales) Ordinance.

Notes:

- 1. The above areas as specified in square feet are converted at a conversion rate of 1 square metre = 10.764 square feet and rounded off to the nearest whole square foot, which may be slightly different from that shown in square metre.
- 2. The symbol “-” as shown in the above table denotes “Not provided”.
- 3. 4/F, 13/F and 14/F and Flats A4, B4, C4 and D4 on all floors and Flats A7, A8 and B5 on 19/F are omitted in Tower 1.
- 4. There is no verandah in the residential properties in the Phase.

實用面積以及露台、工作平台及陽台 (如有) 的樓面面積，是按照《一手住宅物業銷售條例》第8條計算得出的。其他指明項目的面積 (不計入實用面積內)，是按照《一手住宅物業銷售條例》附表2第2部計算得出的。

備註：

- 1. 上述所列之面積則以1平方米=10.764平方呎換算並四捨五入至整數平方呎；因四捨五入的關係，平方呎與平方米之數字可能有些微差異。
- 2. 上表「-」代表「不提供」。
- 3. 第1座不設4樓、13樓及14樓、各樓層A4、B4、C4及D4單位及19樓A7、A8及B5單位。
- 4. 期數住宅物業並無陽台。

12 AREA OF RESIDENTIAL PROPERTIES IN THE PHASE 期數的住宅物業的面積

Description of Residential Property 物業的描述			Saleable Area (including balcony, utility platform and verandah (if any)) sq. metre (sq. ft.) 實用面積 (包括露台、工作平台及陽台 (如有)) 平方米 (平方呎)	Area of other specified items (Not included in the Saleable Area) sq. metre (sq. ft.) 其他指明項目的面積 (不計入實用面積) 平方米 (平方呎)									
Block Name 大廈名稱	Floor 樓層	Flat 單位		Air-conditioning Plant Room 空調機房	Bay Window 窗台	Cockloft 閣樓	Flat Roof 平台	Garden 花園	Parking Space 停車位	Roof 天台	Stairhood 梯屋	Terrace 前庭	Yard 庭院
Tower 1 第1座	2/F – 3/F, 5/F – 12/F & 15/F – 17/F 2樓至3樓、 5樓至12樓及 15樓至17樓	A1	52.999 (570) Balcony 露台：2.036 (22) Utility Platform 工作平台：1.536 (17)	–	–	–	–	–	–	–	–	–	–
		A2	28.809 (310) Balcony 露台：2.036 (22) Utility Platform 工作平台：1.712 (18)	–	–	–	–	–	–	–	–	–	–
		A3	28.814 (310) Balcony 露台：2.036 (22) Utility Platform 工作平台：1.712 (18)	–	–	–	–	–	–	–	–	–	–
		A5	44.094 (475) Balcony 露台：2.036 (22) Utility Platform 工作平台：1.660 (18)	–	–	–	–	–	–	–	–	–	–
		A6	39.963 (430) Balcony 露台：2.036 (22) Utility Platform 工作平台：1.500 (16)	–	–	–	–	–	–	–	–	–	–
		A7	39.963 (430) Balcony 露台：2.036 (22) Utility Platform 工作平台：1.500 (16)	–	–	–	–	–	–	–	–	–	–
		A8	40.143 (432) Balcony 露台：2.036 (22) Utility Platform 工作平台：1.500 (16)	–	–	–	–	–	–	–	–	–	–
		B1	61.526 (662) Balcony 露台：2.036 (22) Utility Platform 工作平台：1.536 (17)	–	–	–	–	–	–	–	–	–	–
		B2	60.063 (647) Balcony 露台：2.036 (22) Utility Platform 工作平台：1.536 (17)	–	–	–	–	–	–	–	–	–	–
		B3	40.189 (433) Balcony 露台：2.036 (22) Utility Platform 工作平台：1.500 (16)	–	–	–	–	–	–	–	–	–	–
		B5	41.382 (445) Balcony 露台：2.036 (22) Utility Platform 工作平台：1.740 (19)	–	–	–	–	–	–	–	–	–	–

The saleable area and the floor area of balcony, utility platform and verandah (if any) are calculated in accordance with Section 8 of the Residential Properties (First-hand Sales) Ordinance; and the areas of the other specified items (not included in the saleable area) are calculated in accordance with Part 2 of Schedule 2 of the Residential Properties (First-hand Sales) Ordinance.

Notes:

1. The above areas as specified in square feet are converted at a conversion rate of 1 square metre = 10.764 square feet and rounded off to the nearest whole square foot, which may be slightly different from that shown in square metre.
2. The symbol “–” as shown in the above table denotes “Not provided”.
3. 4/F, 13/F and 14/F and Flats A4, B4, C4 and D4 on all floors and Flats A7, A8 and B5 on 19/F are omitted in Tower 1.
4. There is no verandah in the residential properties in the Phase.

實用面積以及露台、工作平台及陽台 (如有) 的樓面面積，是按照《一手住宅物業銷售條例》第8條計算得出的。其他指明項目的面積 (不計入實用面積內)，是按照《一手住宅物業銷售條例》附表2第2部計算得出的。

備註：

1. 上述所列之面積則以1平方米=10.764平方呎換算並四捨五入至整數平方呎；因四捨五入的關係，平方呎與平方米之數字可能有些微差異。
2. 上表「–」代表「不提供」。
3. 第1座不設4樓、13樓及14樓、各樓層A4、B4、C4及D4單位及19樓A7、A8及B5單位。
4. 期數住宅物業並無陽台。

12 AREA OF RESIDENTIAL PROPERTIES IN THE PHASE 期數的住宅物業的面積

Description of Residential Property 物業的描述			Saleable Area (including balcony, utility platform and verandah (if any)) sq. metre (sq. ft.) 實用面積 (包括露台、工作平台及陽台 (如有)) 平方米 (平方呎)	Area of other specified items (Not included in the Saleable Area) sq. metre (sq. ft.) 其他指明項目的面積 (不計入實用面積) 平方米 (平方呎)									
Block Name 大廈名稱	Floor 樓層	Flat 單位		Air-conditioning Plant Room 空調機房	Bay Window 窗台	Cockloft 閣樓	Flat Roof 平台	Garden 花園	Parking Space 停車位	Roof 天台	Stairhood 梯屋	Terrace 前庭	Yard 庭院
Tower 1 第1座	18/F 18樓	A1	52.999 (570) Balcony 露台：2.036 (22) Utility Platform 工作平台：1.536 (17)	-	-	-	-	-	-	-	-	-	-
		A2	28.809 (310) Balcony 露台：2.036 (22) Utility Platform 工作平台：1.712 (18)	-	-	-	-	-	-	-	-	-	-
		A3	28.814 (310) Balcony 露台：2.036 (22) Utility Platform 工作平台：1.712 (18)	-	-	-	-	-	-	-	-	-	-
		A5	44.094 (475) Balcony 露台：2.036 (22) Utility Platform 工作平台：1.660 (18)	-	-	-	-	-	-	-	-	-	-
		A6	39.963 (430) Balcony 露台：2.036 (22) Utility Platform 工作平台：1.500 (16)	-	-	-	-	-	-	-	-	-	-
		A7	39.963 (430) Balcony 露台：2.036 (22) Utility Platform 工作平台：1.500 (16)	-	-	-	-	-	-	-	-	-	-
		A8	40.126 (432) Balcony 露台：2.036 (22) Utility Platform 工作平台：1.500 (16)	-	-	-	-	-	-	-	-	-	-
		B1	61.526 (662) Balcony 露台：2.036 (22) Utility Platform 工作平台：1.536 (17)	-	-	-	-	-	-	-	-	-	-
		B2	60.063 (647) Balcony 露台：2.036 (22) Utility Platform 工作平台：1.536 (17)	-	-	-	-	-	-	-	-	-	-
		B3	40.172 (432) Balcony 露台：2.036 (22) Utility Platform 工作平台：1.500 (16)	-	-	-	-	-	-	-	-	-	-
		B5	41.382 (445) Balcony 露台：2.036 (22) Utility Platform 工作平台：1.740 (19)	-	-	-	-	-	-	-	-	-	-

The saleable area and the floor area of balcony, utility platform and verandah (if any) are calculated in accordance with Section 8 of the Residential Properties (First-hand Sales) Ordinance; and the areas of the other specified items (not included in the saleable area) are calculated in accordance with Part 2 of Schedule 2 of the Residential Properties (First-hand Sales) Ordinance.

Notes:

- 1. The above areas as specified in square feet are converted at a conversion rate of 1 square metre = 10.764 square feet and rounded off to the nearest whole square foot, which may be slightly different from that shown in square metre.
- 2. The symbol “-” as shown in the above table denotes “Not provided”.
- 3. 4/F, 13/F and 14/F and Flats A4, B4, C4 and D4 on all floors and Flats A7, A8 and B5 on 19/F are omitted in Tower 1.
- 4. There is no verandah in the residential properties in the Phase.

實用面積以及露台、工作平台及陽台 (如有) 的樓面面積，是按照《一手住宅物業銷售條例》第8條計算得出的。其他指明項目的面積 (不計入實用面積內)，是按照《一手住宅物業銷售條例》附表2第2部計算得出的。

備註：

- 1. 上述所列之面積則以1平方米=10.764平方呎換算並四捨五入至整數平方呎；因四捨五入的關係，平方呎與平方米之數字可能有些微差異。
- 2. 上表「-」代表「不提供」。
- 3. 第1座不設4樓、13樓及14樓、各樓層A4、B4、C4及D4單位及19樓A7、A8及B5單位。
- 4. 期數住宅物業並無陽台。

12 AREA OF RESIDENTIAL PROPERTIES IN THE PHASE 期數的住宅物業的面積

Description of Residential Property 物業的描述			Saleable Area (including balcony, utility platform and verandah (if any)) sq. metre (sq. ft.) 實用面積 (包括露台、工作平台及陽台 (如有)) 平方米 (平方呎)	Area of other specified items (Not included in the Saleable Area) sq. metre (sq. ft.) 其他指明項目的面積 (不計算入實用面積) 平方米 (平方呎)									
Block Name 大廈名稱	Floor 樓層	Flat 單位		Air-conditioning Plant Room 空調機房	Bay Window 窗台	Cockloft 閣樓	Flat Roof 平台	Garden 花園	Parking Space 停車位	Roof 天台	Stairhood 梯屋	Terrace 前庭	Yard 庭院
Tower 1 第1座	19/F 19樓	A1	74.078 (797) Balcony 露台：－(－) Utility Platform 工作平台：－(－)	－	－	－	36.566 (394)	－	－	77.436 (834)	－	－	－
		A2	29.032 (313) Balcony 露台：2.036 (22) Utility Platform 工作平台：1.712 (18)	－	－	－	－	－	－	20.39 (219)	－	－	－
		A3	44.094 (475) Balcony 露台：2.036 (22) Utility Platform 工作平台：1.660 (18)	－	－	－	－	－	－	30.061 (324)	－	－	－
		A5	39.963 (430) Balcony 露台：2.036 (22) Utility Platform 工作平台：1.500 (16)	－	－	－	－	－	－	19.51 (210)	－	－	－
		A6	40.385 (435) Balcony 露台：2.036 (22) Utility Platform 工作平台：1.500 (16)	－	－	－	－	－	－	19.659 (212)	－	－	－
		B1	73.954 (796) Balcony 露台：－(－) Utility Platform 工作平台：－(－)	－	－	－	38.803 (418)	－	－	71.999 (775)	－	－	－
		B2	40.062 (431) Balcony 露台：2.036 (22) Utility Platform 工作平台：1.500 (16)	－	－	－	－	－	－	32.868 (354)	－	－	－
		B3	41.099 (442) Balcony 露台：2.036 (22) Utility Platform 工作平台：1.740 (19)	－	－	－	－	－	－	34.62 (373)	－	－	－

The saleable area and the floor area of balcony, utility platform and verandah (if any) are calculated in accordance with Section 8 of the Residential Properties (First-hand Sales) Ordinance; and the areas of the other specified items (not included in the saleable area) are calculated in accordance with Part 2 of Schedule 2 of the Residential Properties (First-hand Sales) Ordinance.

Notes:

1. The above areas as specified in square feet are converted at a conversion rate of 1 square metre = 10.764 square feet and rounded off to the nearest whole square foot, which may be slightly different from that shown in square metre.
2. The symbol “－” as shown in the above table denotes “Not provided”.
3. 4/F, 13/F and 14/F and Flats A4, B4, C4 and D4 on all floors and Flats A7, A8 and B5 on 19/F are omitted in Tower 1.
4. There is no verandah in the residential properties in the Phase.

實用面積以及露台、工作平台及陽台 (如有) 的樓面面積，是按照《一手住宅物業銷售條例》第8條計算得出的。其他指明項目的面積 (不計算入實用面積內)，是按照《一手住宅物業銷售條例》附表2第2部計算得出的。

備註：

1. 上述所列之面積則以1平方米=10.764平方呎換算並四捨五入至整數平方呎；因四捨五入的關係，平方呎與平方米之數字可能有些微差異。
2. 上表「－」代表「不提供」。
3. 第1座不設4樓、13樓及14樓、各樓層A4、B4、C4及D4單位及19樓A7、A8及B5單位。
4. 期數住宅物業並無陽台。

12 AREA OF RESIDENTIAL PROPERTIES IN THE PHASE 期數的住宅物業的面積

Description of Residential Property 物業的描述			Saleable Area (including balcony, utility platform and verandah (if any)) sq. metre (sq. ft.) 實用面積 (包括露台、工作平台及陽台 (如有)) 平方米 (平方呎)	Area of other specified items (Not included in the Saleable Area) sq. metre (sq. ft.) 其他指明項目的面積 (不計算入實用面積) 平方米 (平方呎)									
Block Name 大廈名稱	Floor 樓層	Flat 單位		Air-conditioning Plant Room 空調機房	Bay Window 窗台	Cockloft 閣樓	Flat Roof 平台	Garden 花園	Parking Space 停車位	Roof 天台	Stairhood 梯屋	Terrace 前庭	Yard 庭院
Tower 6 第6座	1/F 1樓	A1	32.486 (350) Balcony 露台：2.240 (24) Utility Platform 工作平台：1.500 (16)	—	—	—	2.117 (23)	—	—	—	—	—	—
		A2	34.093 (367) Balcony 露台：2.240 (24) Utility Platform 工作平台：1.500 (16)	—	—	—	2.117 (23)	—	—	—	—	—	—
		A3	34.093 (367) Balcony 露台：2.240 (24) Utility Platform 工作平台：1.500 (16)	—	—	—	2.636 (28)	—	—	—	—	—	—
		A5	30.354 (327) Balcony 露台：— (—) Utility Platform 工作平台：— (—)	—	—	—	5.648 (61)	—	—	—	—	—	—
		A6	30.354 (327) Balcony 露台：— (—) Utility Platform 工作平台：— (—)	—	—	—	5.648 (61)	—	—	—	—	—	—
		A7	25.853 (278) Balcony 露台：— (—) Utility Platform 工作平台：— (—)	—	—	—	5.648 (61)	—	—	—	—	—	—
		A8	57.559 (620) Balcony 露台：2.036 (22) Utility Platform 工作平台：1.536 (17)	—	—	—	—	—	—	—	—	—	—
		B1	40.954 (441) Balcony 露台：2.036 (22) Utility Platform 工作平台：1.660 (18)	—	—	—	—	—	—	—	—	—	—

The saleable area and the floor area of balcony, utility platform and verandah (if any) are calculated in accordance with Section 8 of the Residential Properties (First-hand Sales) Ordinance; and the areas of the other specified items (not included in the saleable area) are calculated in accordance with Part 2 of Schedule 2 of the Residential Properties (First-hand Sales) Ordinance.

Notes:

- 1. The above areas as specified in square feet are converted at a conversion rate of 1 square metre = 10.764 square feet and rounded off to the nearest whole square foot, which may be slightly different from that shown in square metre.
- 2. The symbol “—” as shown in the above table denotes “Not provided”.
- 3. 4/F, 13/F and 14/F and Flats A4, B4, C4 and D4 on all floors, Flats A8 on 15/F and Flats B2, B3, B5 and C7 on 1/F and 2/F are omitted in Tower 6.
- 4. There is no verandah in the residential properties in the Phase.

實用面積以及露台、工作平台及陽台 (如有) 的樓面面積，是按照《一手住宅物業銷售條例》第8條計算得出的。其他指明項目的面積 (不計算入實用面積內)，是按照《一手住宅物業銷售條例》附表2第2部計算得出的。

備註：

- 1. 上述所列之面積則以1平方米=10.764平方呎換算並四捨五入至整數平方呎；因四捨五入的關係，平方呎與平方米之數字可能有些微差異。
- 2. 上表「—」代表「不提供」。
- 3. 第6座不設4樓、13樓及14樓、各樓層A4、B4、C4及D4單位、15樓A8單位及1樓及2樓B2、B3、B5及C7單位。
- 4. 期數住宅物業並無陽台。

12 AREA OF RESIDENTIAL PROPERTIES IN THE PHASE 期數的住宅物業的面積

Description of Residential Property 物業的描述			Saleable Area (including balcony, utility platform and verandah (if any)) sq. metre (sq. ft.) 實用面積 (包括露台、工作平台及陽台 (如有)) 平方米 (平方呎)	Area of other specified items (Not included in the Saleable Area) sq. metre (sq. ft.) 其他指明項目的面積 (不計算入實用面積) 平方米 (平方呎)									
Block Name 大廈名稱	Floor 樓層	Flat 單位		Air-conditioning Plant Room 空調機房	Bay Window 窗台	Cockloft 閣樓	Flat Roof 平台	Garden 花園	Parking Space 停車位	Roof 天台	Stairhood 梯屋	Terrace 前庭	Yard 庭院
Tower 6 第6座	1/F 1樓	C1	53.918 (580) Balcony 露台：2.036 (22) Utility Platform 工作平台：1.536 (17)	-	-	-	-	-	-	-	-	-	-
		C2	27.960 (301) Balcony 露台：2.036 (22) Utility Platform 工作平台：1.737 (19)	-	-	-	-	-	-	-	-	-	-
		C3	28.539 (307) Balcony 露台：2.036 (22) Utility Platform 工作平台：1.660 (18)	-	-	-	-	-	-	-	-	-	-
		C5	28.566 (307) Balcony 露台：2.036 (22) Utility Platform 工作平台：1.660 (18)	-	-	-	-	-	-	-	-	-	-
		C6	22.860 (246) Balcony 露台：2.036 (22) Utility Platform 工作平台：- (-)	-	-	-	-	-	-	-	-	-	-
		D1	44.639 (480) Balcony 露台：2.036 (22) Utility Platform 工作平台：1.500 (16)	-	-	-	-	-	-	-	-	-	-
		D2	44.072 (474) Balcony 露台：2.036 (22) Utility Platform 工作平台：1.500 (16)	-	-	-	-	-	-	-	-	-	-
		D3	43.200 (465) Balcony 露台：2.036 (22) Utility Platform 工作平台：1.500 (16)	-	-	-	-	-	-	-	-	-	-
		D5	41.317 (445) Balcony 露台：2.036 (22) Utility Platform 工作平台：1.500 (16)	-	-	-	-	-	-	-	-	-	-

The saleable area and the floor area of balcony, utility platform and verandah (if any) are calculated in accordance with Section 8 of the Residential Properties (First-hand Sales) Ordinance; and the areas of the other specified items (not included in the saleable area) are calculated in accordance with Part 2 of Schedule 2 of the Residential Properties (First-hand Sales) Ordinance.

Notes:

- 1. The above areas as specified in square feet are converted at a conversion rate of 1 square metre = 10.764 square feet and rounded off to the nearest whole square foot, which may be slightly different from that shown in square metre.
- 2. The symbol “-” as shown in the above table denotes “Not provided”.
- 3. 4/F, 13/F and 14/F and Flats A4, B4, C4 and D4 on all floors, Flats A8 on 15/F and Flats B2, B3, B5 and C7 on 1/F and 2/F are omitted in Tower 6.
- 4. There is no verandah in the residential properties in the Phase.

實用面積以及露台、工作平台及陽台 (如有) 的樓面面積，是按照《一手住宅物業銷售條例》第8條計算得出的。其他指明項目的面積 (不計算入實用面積內)，是按照《一手住宅物業銷售條例》附表2第2部計算得出的。

備註：

- 1. 上述所列之面積則以1平方米=10.764平方呎換算並四捨五入至整數平方呎；因四捨五入的關係，平方呎與平方米之數字可能有些微差異。
- 2. 上表「-」代表「不提供」。
- 3. 第6座不設4樓、13樓及14樓、各樓層A4、B4、C4及D4單位、15樓A8單位及1樓及2樓B2、B3、B5及C7單位。
- 4. 期數住宅物業並無陽台。

12 AREA OF RESIDENTIAL PROPERTIES IN THE PHASE 期數的住宅物業的面積

Description of Residential Property 物業的描述			Saleable Area (including balcony, utility platform and verandah (if any)) sq. metre (sq. ft.) 實用面積 (包括露台、工作平台及陽台 (如有)) 平方米 (平方呎)	Area of other specified items (Not included in the Saleable Area) sq. metre (sq. ft.) 其他指明項目的面積 (不計算入實用面積) 平方米 (平方呎)									
Block Name 大廈名稱	Floor 樓層	Flat 單位		Air-conditioning Plant Room 空調機房	Bay Window 窗台	Cockloft 閣樓	Flat Roof 平台	Garden 花園	Parking Space 停車位	Roof 天台	Stairhood 梯屋	Terrace 前庭	Yard 庭院
Tower 6 第6座	2/F 2樓	A1	32.486 (350) Balcony 露台：2.240 (24) Utility Platform 工作平台：1.500 (16)	-	-	-	-	-	-	-	-	-	-
		A2	34.093 (367) Balcony 露台：2.240 (24) Utility Platform 工作平台：1.500 (16)	-	-	-	-	-	-	-	-	-	-
		A3	34.093 (367) Balcony 露台：2.240 (24) Utility Platform 工作平台：1.500 (16)	-	-	-	-	-	-	-	-	-	-
		A5	34.093 (367) Balcony 露台：2.240 (24) Utility Platform 工作平台：1.500 (16)	-	-	-	-	-	-	-	-	-	-
		A6	34.093 (367) Balcony 露台：2.240 (24) Utility Platform 工作平台：1.500 (16)	-	-	-	-	-	-	-	-	-	-
		A7	29.593 (319) Balcony 露台：2.240 (24) Utility Platform 工作平台：1.500 (16)	-	-	-	-	-	-	-	-	-	-
		A8	57.559 (620) Balcony 露台：2.036 (22) Utility Platform 工作平台：1.536 (17)	-	-	-	-	-	-	-	-	-	-
		B1	40.954 (441) Balcony 露台：2.036 (22) Utility Platform 工作平台：1.660 (18)	-	-	-	-	-	-	-	-	-	-

The saleable area and the floor area of balcony, utility platform and verandah (if any) are calculated in accordance with Section 8 of the Residential Properties (First-hand Sales) Ordinance; and the areas of the other specified items (not included in the saleable area) are calculated in accordance with Part 2 of Schedule 2 of the Residential Properties (First-hand Sales) Ordinance.

Notes:

- 1. The above areas as specified in square feet are converted at a conversion rate of 1 square metre = 10.764 square feet and rounded off to the nearest whole square foot, which may be slightly different from that shown in square metre.
- 2. The symbol “-” as shown in the above table denotes “Not provided”.
- 3. 4/F, 13/F and 14/F and Flats A4, B4, C4 and D4 on all floors, Flats A8 on 15/F and Flats B2, B3, B5 and C7 on 1/F and 2/F are omitted in Tower 6.
- 4. There is no verandah in the residential properties in the Phase.

實用面積以及露台、工作平台及陽台 (如有) 的樓面面積，是按照《一手住宅物業銷售條例》第8條計算得出的。其他指明項目的面積 (不計算入實用面積內)，是按照《一手住宅物業銷售條例》附表2第2部計算得出的。

備註：

- 1. 上述所列之面積則以1平方米=10.764平方呎換算並四捨五入至整數平方呎；因四捨五入的關係，平方呎與平方米之數字可能有些微差異。
- 2. 上表「-」代表「不提供」。
- 3. 第6座不設4樓、13樓及14樓、各樓層A4、B4、C4及D4單位、15樓A8單位及1樓及2樓B2、B3、B5及C7單位。
- 4. 期數住宅物業並無陽台。

12 AREA OF RESIDENTIAL PROPERTIES IN THE PHASE 期數的住宅物業的面積

Description of Residential Property 物業的描述			Saleable Area (including balcony, utility platform and verandah (if any)) sq. metre (sq. ft.) 實用面積 (包括露台、工作平台及陽台 (如有)) 平方米 (平方呎)	Area of other specified items (Not included in the Saleable Area) sq. metre (sq. ft.) 其他指明項目的面積 (不計算入實用面積) 平方米 (平方呎)									
Block Name 大廈名稱	Floor 樓層	Flat 單位		Air-conditioning Plant Room 空調機房	Bay Window 窗台	Cockloft 閣樓	Flat Roof 平台	Garden 花園	Parking Space 停車位	Roof 天台	Stairhood 梯屋	Terrace 前庭	Yard 庭院
Tower 6 第6座	2/F 2樓	C1	53.918 (580) Balcony 露台：2.036 (22) Utility Platform 工作平台：1.536 (17)	—	—	—	—	—	—	—	—	—	—
		C2	27.960 (301) Balcony 露台：2.036 (22) Utility Platform 工作平台：1.737 (19)	—	—	—	—	—	—	—	—	—	—
		C3	28.539 (307) Balcony 露台：2.036 (22) Utility Platform 工作平台：1.660 (18)	—	—	—	—	—	—	—	—	—	—
		C5	28.566 (307) Balcony 露台：2.036 (22) Utility Platform 工作平台：1.660 (18)	—	—	—	—	—	—	—	—	—	—
		C6	22.860 (246) Balcony 露台：2.036 (22) Utility Platform 工作平台：— (—)	—	—	—	—	—	—	—	—	—	—
		D1	44.639 (480) Balcony 露台：2.036 (22) Utility Platform 工作平台：1.500 (16)	—	—	—	—	—	—	—	—	—	—
		D2	44.072 (474) Balcony 露台：2.036 (22) Utility Platform 工作平台：1.500 (16)	—	—	—	—	—	—	—	—	—	—
		D3	43.200 (465) Balcony 露台：2.036 (22) Utility Platform 工作平台：1.500 (16)	—	—	—	—	—	—	—	—	—	—
		D5	41.317 (445) Balcony 露台：2.036 (22) Utility Platform 工作平台：1.500 (16)	—	—	—	—	—	—	—	—	—	—

The saleable area and the floor area of balcony, utility platform and verandah (if any) are calculated in accordance with Section 8 of the Residential Properties (First-hand Sales) Ordinance; and the areas of the other specified items (not included in the saleable area) are calculated in accordance with Part 2 of Schedule 2 of the Residential Properties (First-hand Sales) Ordinance.

Notes:

1. The above areas as specified in square feet are converted at a conversion rate of 1 square metre = 10.764 square feet and rounded off to the nearest whole square foot, which may be slightly different from that shown in square metre.
2. The symbol “—” as shown in the above table denotes “Not provided”.
3. 4/F, 13/F and 14/F and Flats A4, B4, C4 and D4 on all floors, Flats A8 on 15/F and Flats B2, B3, B5 and C7 on 1/F and 2/F are omitted in Tower 6.
4. There is no verandah in the residential properties in the Phase.

實用面積以及露台、工作平台及陽台 (如有) 的樓面面積，是按照《一手住宅物業銷售條例》第8條計算得出的。其他指明項目的面積 (不計算入實用面積內)，是按照《一手住宅物業銷售條例》附表2第2部計算得出的。

備註：

1. 上述所列之面積則以1平方米=10.764平方呎換算並四捨五入至整數平方呎；因四捨五入的關係，平方呎與平方米之數字可能有些微差異。
2. 上表「—」代表「不提供」。
3. 第6座不設4樓、13樓及14樓、各樓層A4、B4、C4及D4單位、15樓A8單位及1樓及2樓B2、B3、B5及C7單位。
4. 期數住宅物業並無陽台。

12 AREA OF RESIDENTIAL PROPERTIES IN THE PHASE 期數的住宅物業的面積

Description of Residential Property 物業的描述			Saleable Area (including balcony, utility platform and verandah (if any)) sq. metre (sq. ft.) 實用面積 (包括露台、工作平台及陽台 (如有)) 平方米 (平方呎)	Area of other specified items (Not included in the Saleable Area) sq. metre (sq. ft.) 其他指明項目的面積 (不計入實用面積) 平方米 (平方呎)									
Block Name 大廈名稱	Floor 樓層	Flat 單位		Air-conditioning Plant Room 空調機房	Bay Window 窗台	Cockloft 閣樓	Flat Roof 平台	Garden 花園	Parking Space 停車位	Roof 天台	Stairhood 梯屋	Terrace 前庭	Yard 庭院
Tower 6 第6座	3/F & 5/F – 12/F 3樓及 5樓至12樓	A1	31.944 (344) Balcony 露台：2.240 (24) Utility Platform 工作平台：1.500 (16)	—	—	—	—	—	—	—	—	—	—
		A2	34.093 (367) Balcony 露台：2.240 (24) Utility Platform 工作平台：1.500 (16)	—	—	—	—	—	—	—	—	—	—
		A3	34.093 (367) Balcony 露台：2.240 (24) Utility Platform 工作平台：1.500 (16)	—	—	—	—	—	—	—	—	—	—
		A5	34.093 (367) Balcony 露台：2.240 (24) Utility Platform 工作平台：1.500 (16)	—	—	—	—	—	—	—	—	—	—
		A6	34.093 (367) Balcony 露台：2.240 (24) Utility Platform 工作平台：1.500 (16)	—	—	—	—	—	—	—	—	—	—
		A7	29.593 (319) Balcony 露台：2.240 (24) Utility Platform 工作平台：1.500 (16)	—	—	—	—	—	—	—	—	—	—
		A8	57.559 (620) Balcony 露台：2.036 (22) Utility Platform 工作平台：1.536 (17)	—	—	—	—	—	—	—	—	—	—
		B1	44.441 (478) Balcony 露台：2.036 (22) Utility Platform 工作平台：1.500 (16)	—	—	—	—	—	—	—	—	—	—
		B2	41.019 (442) Balcony 露台：2.036 (22) Utility Platform 工作平台：1.500 (16)	—	—	—	—	—	—	—	—	—	—
		B3	43.912 (473) Balcony 露台：2.036 (22) Utility Platform 工作平台：1.660 (18)	—	—	—	—	—	—	—	—	—	—
		B5	40.954 (441) Balcony 露台：2.036 (22) Utility Platform 工作平台：1.660 (18)	—	—	—	—	—	—	—	—	—	—

The saleable area and the floor area of balcony, utility platform and verandah (if any) are calculated in accordance with Section 8 of the Residential Properties (First-hand Sales) Ordinance; and the areas of the other specified items (not included in the saleable area) are calculated in accordance with Part 2 of Schedule 2 of the Residential Properties (First-hand Sales) Ordinance.

Notes:

1. The above areas as specified in square feet are converted at a conversion rate of 1 square metre = 10.764 square feet and rounded off to the nearest whole square foot, which may be slightly different from that shown in square metre.
2. The symbol “—” as shown in the above table denotes “Not provided”.
3. 4/F, 13/F and 14/F and Flats A4, B4, C4 and D4 on all floors, Flats A8 on 15/F and Flats B2, B3, B5 and C7 on 1/F and 2/F are omitted in Tower 6.
4. There is no verandah in the residential properties in the Phase.

實用面積以及露台、工作平台及陽台 (如有) 的樓面面積，是按照《一手住宅物業銷售條例》第8條計算得出的。其他指明項目的面積 (不計入實用面積內)，是按照《一手住宅物業銷售條例》附表2第2部計算得出的。

備註：

1. 上述所列之面積則以1平方米=10.764平方呎換算並四捨五入至整數平方呎；因四捨五入的關係，平方呎與平方米之數字可能有些微差異。
2. 上表「—」代表「不提供」。
3. 第6座不設4樓、13樓及14樓、各樓層A4、B4、C4及D4單位、15樓A8單位及1樓及2樓B2、B3、B5及C7單位。
4. 期數住宅物業並無陽台。

12 AREA OF RESIDENTIAL PROPERTIES IN THE PHASE 期數的住宅物業的面積

Description of Residential Property 物業的描述			Saleable Area (including balcony, utility platform and verandah (if any)) sq. metre (sq. ft.) 實用面積 (包括露台、工作平台及陽台 (如有)) 平方米 (平方呎)	Area of other specified items (Not included in the Saleable Area) sq. metre (sq. ft.) 其他指明項目的面積 (不計算入實用面積) 平方米 (平方呎)									
Block Name 大廈名稱	Floor 樓層	Flat 單位		Air-conditioning Plant Room 空調機房	Bay Window 窗台	Cockloft 閣樓	Flat Roof 平台	Garden 花園	Parking Space 停車位	Roof 天台	Stairhood 梯屋	Terrace 前庭	Yard 庭院
Tower 6 第6座	3/F & 5/F – 12/F 3樓及 5樓至12樓	C1	53.918 (580) Balcony 露台：2.036 (22) Utility Platform 工作平台：1.536 (17)	–	–	–	–	–	–	–	–	–	–
		C2	27.960 (301) Balcony 露台：2.036 (22) Utility Platform 工作平台：1.737 (19)	–	–	–	–	–	–	–	–	–	–
		C3	28.484 (307) Balcony 露台：2.036 (22) Utility Platform 工作平台：1.660 (18)	–	–	–	–	–	–	–	–	–	–
		C5	28.393 (306) Balcony 露台：2.036 (22) Utility Platform 工作平台：1.660 (18)	–	–	–	–	–	–	–	–	–	–
		C6	28.092 (302) Balcony 露台：2.036 (22) Utility Platform 工作平台：1.660 (18)	–	–	–	–	–	–	–	–	–	–
		C7	23.049 (248) Balcony 露台：2.036 (22) Utility Platform 工作平台：– (–)	–	–	–	–	–	–	–	–	–	–
		D1	44.639 (480) Balcony 露台：2.036 (22) Utility Platform 工作平台：1.500 (16)	–	–	–	–	–	–	–	–	–	–
		D2	44.072 (474) Balcony 露台：2.036 (22) Utility Platform 工作平台：1.500 (16)	–	–	–	–	–	–	–	–	–	–
		D3	43.200 (465) Balcony 露台：2.036 (22) Utility Platform 工作平台：1.500 (16)	–	–	–	–	–	–	–	–	–	–
		D5	41.317 (445) Balcony 露台：2.036 (22) Utility Platform 工作平台：1.500 (16)	–	–	–	–	–	–	–	–	–	–

The saleable area and the floor area of balcony, utility platform and verandah (if any) are calculated in accordance with Section 8 of the Residential Properties (First-hand Sales) Ordinance; and the areas of the other specified items (not included in the saleable area) are calculated in accordance with Part 2 of Schedule 2 of the Residential Properties (First-hand Sales) Ordinance.

Notes:

- 1. The above areas as specified in square feet are converted at a conversion rate of 1 square metre = 10.764 square feet and rounded off to the nearest whole square foot, which may be slightly different from that shown in square metre.
- 2. The symbol “–” as shown in the above table denotes “Not provided”.
- 3. 4/F, 13/F and 14/F and Flats A4, B4, C4 and D4 on all floors, Flats A8 on 15/F and Flats B2, B3, B5 and C7 on 1/F and 2/F are omitted in Tower 6.
- 4. There is no verandah in the residential properties in the Phase.

實用面積以及露台、工作平台及陽台 (如有) 的樓面面積，是按照《一手住宅物業銷售條例》第8條計算得出的。其他指明項目的面積 (不計算入實用面積內)，是按照《一手住宅物業銷售條例》附表2第2部計算得出的。

備註：

- 1. 上述所列之面積則以1平方米=10.764平方呎換算並四捨五入至整數平方呎；因四捨五入的關係，平方呎與平方米之數字可能有些微差異。
- 2. 上表「–」代表「不提供」。
- 3. 第6座不設4樓、13樓及14樓、各樓層A4、B4、C4及D4單位、15樓A8單位及1樓及2樓B2、B3、B5及C7單位。
- 4. 期數住宅物業並無陽台。

12 AREA OF RESIDENTIAL PROPERTIES IN THE PHASE 期數的住宅物業的面積

Description of Residential Property 物業的描述			Saleable Area (including balcony, utility platform and verandah (if any)) sq. metre (sq. ft.) 實用面積 (包括露台、工作平台及陽台 (如有)) 平方米 (平方呎)	Area of other specified items (Not included in the Saleable Area) sq. metre (sq. ft.) 其他指明項目的面積 (不計算入實用面積) 平方米 (平方呎)									
Block Name 大廈名稱	Floor 樓層	Flat 單位		Air-conditioning Plant Room 空調機房	Bay Window 窗台	Cockloft 閣樓	Flat Roof 平台	Garden 花園	Parking Space 停車位	Roof 天台	Stairhood 梯屋	Terrace 前庭	Yard 庭院
Tower 6 第6座	15/F 15樓	A1	31.944 (344) Balcony 露台：2.240 (24) Utility Platform 工作平台：1.500 (16)	-	-	-	-	-	-	-	-	-	-
		A2	34.093 (367) Balcony 露台：2.240 (24) Utility Platform 工作平台：1.500 (16)	-	-	-	-	-	-	-	-	-	-
		A3	34.093 (367) Balcony 露台：2.240 (24) Utility Platform 工作平台：1.500 (16)	-	-	-	-	-	-	-	-	-	-
		A5	34.093 (367) Balcony 露台：2.240 (24) Utility Platform 工作平台：1.500 (16)	-	-	-	-	-	-	-	-	-	-
		A6	34.093 (367) Balcony 露台：2.240 (24) Utility Platform 工作平台：1.500 (16)	-	-	-	-	-	-	-	-	-	-
		A7	30.022 (323) Balcony 露台：2.240 (24) Utility Platform 工作平台：1.500 (16)	-	-	-	-	-	-	-	-	-	-
		B1	44.441 (478) Balcony 露台：2.036 (22) Utility Platform 工作平台：1.500 (16)	-	-	-	-	-	-	-	-	-	-
		B2	41.019 (442) Balcony 露台：2.036 (22) Utility Platform 工作平台：1.500 (16)	-	-	-	-	-	-	-	-	-	-
		B3	43.912 (473) Balcony 露台：2.036 (22) Utility Platform 工作平台：1.660 (18)	-	-	-	-	-	-	-	-	-	-
		B5	41.168 (443) Balcony 露台：2.036 (22) Utility Platform 工作平台：1.660 (18)	-	-	-	-	-	-	-	-	-	-

The saleable area and the floor area of balcony, utility platform and verandah (if any) are calculated in accordance with Section 8 of the Residential Properties (First-hand Sales) Ordinance; and the areas of the other specified items (not included in the saleable area) are calculated in accordance with Part 2 of Schedule 2 of the Residential Properties (First-hand Sales) Ordinance.

Notes:

- 1. The above areas as specified in square feet are converted at a conversion rate of 1 square metre = 10.764 square feet and rounded off to the nearest whole square foot, which may be slightly different from that shown in square metre.
- 2. The symbol “-” as shown in the above table denotes “Not provided”.
- 3. 4/F, 13/F and 14/F and Flats A4, B4, C4 and D4 on all floors, Flats A8 on 15/F and Flats B2, B3, B5 and C7 on 1/F and 2/F are omitted in Tower 6.
- 4. There is no verandah in the residential properties in the Phase.

實用面積以及露台、工作平台及陽台 (如有) 的樓面面積，是按照《一手住宅物業銷售條例》第8條計算得出的。其他指明項目的面積 (不計算入實用面積內)，是按照《一手住宅物業銷售條例》附表2第2部計算得出的。

備註：

- 1. 上述所列之面積則以1平方米=10.764平方呎換算並四捨五入至整數平方呎；因四捨五入的關係，平方呎與平方米之數字可能有些微差異。
- 2. 上表「-」代表「不提供」。
- 3. 第6座不設4樓、13樓及14樓、各樓層A4、B4、C4及D4單位、15樓A8單位及1樓及2樓B2、B3、B5及C7單位。
- 4. 期數住宅物業並無陽台。

12 AREA OF RESIDENTIAL PROPERTIES IN THE PHASE 期數的住宅物業的面積

Description of Residential Property 物業的描述			Saleable Area (including balcony, utility platform and verandah (if any)) sq. metre (sq. ft.) 實用面積 (包括露台、工作平台及陽台 (如有)) 平方米 (平方呎)	Area of other specified items (Not included in the Saleable Area) sq. metre (sq. ft.) 其他指明項目的面積 (不計算入實用面積) 平方米 (平方呎)									
Block Name 大廈名稱	Floor 樓層	Flat 單位		Air-conditioning Plant Room 空調機房	Bay Window 窗台	Cockloft 閣樓	Flat Roof 平台	Garden 花園	Parking Space 停車位	Roof 天台	Stairhood 梯屋	Terrace 前庭	Yard 庭院
Tower 6 第6座	15/F 15樓	C1	53.918 (580) Balcony 露台：2.036 (22) Utility Platform 工作平台：1.536 (17)	-	-	-	-	-	-	-	-	-	-
		C2	27.960 (301) Balcony 露台：2.036 (22) Utility Platform 工作平台：1.737 (19)	-	-	-	-	-	-	-	-	-	-
		C3	28.484 (307) Balcony 露台：2.036 (22) Utility Platform 工作平台：1.660 (18)	-	-	-	-	-	-	-	-	-	-
		C5	28.393 (306) Balcony 露台：2.036 (22) Utility Platform 工作平台：1.660 (18)	-	-	-	-	-	-	-	-	-	-
		C6	28.092 (302) Balcony 露台：2.036 (22) Utility Platform 工作平台：1.660 (18)	-	-	-	-	-	-	-	-	-	-
		C7	23.049 (248) Balcony 露台：2.036 (22) Utility Platform 工作平台：- (-)	-	-	-	-	-	-	-	-	-	-
		D1	44.639 (480) Balcony 露台：2.036 (22) Utility Platform 工作平台：1.500 (16)	-	-	-	-	-	-	-	-	-	-
		D2	44.072(474) Balcony 露台：2.036 (22) Utility Platform 工作平台：1.500 (16)	-	-	-	-	-	-	-	-	-	-
		D3	43.200 (465) Balcony 露台：2.036 (22) Utility Platform 工作平台：1.500 (16)	-	-	-	-	-	-	-	-	-	-
		D5	41.317 (445) Balcony 露台：2.036 (22) Utility Platform 工作平台：1.500 (16)	-	-	-	-	-	-	-	-	-	-

The saleable area and the floor area of balcony, utility platform and verandah (if any) are calculated in accordance with Section 8 of the Residential Properties (First-hand Sales) Ordinance; and the areas of the other specified items (not included in the saleable area) are calculated in accordance with Part 2 of Schedule 2 of the Residential Properties (First-hand Sales) Ordinance.

Notes:

1. The above areas as specified in square feet are converted at a conversion rate of 1 square metre = 10.764 square feet and rounded off to the nearest whole square foot, which may be slightly different from that shown in square metre.
2. The symbol “-” as shown in the above table denotes “Not provided”.
3. 4/F, 13/F and 14/F and Flats A4, B4, C4 and D4 on all floors, Flats A8 on 15/F and Flats B2, B3, B5 and C7 on 1/F and 2/F are omitted in Tower 6.
4. There is no verandah in the residential properties in the Phase.

實用面積以及露台、工作平台及陽台 (如有) 的樓面面積，是按照《一手住宅物業銷售條例》第8條計算得出的。其他指明項目的面積 (不計算入實用面積內)，是按照《一手住宅物業銷售條例》附表2第2部計算得出的。

備註：

1. 上述所列之面積則以1平方米=10.764平方呎換算並四捨五入至整數平方呎；因四捨五入的關係，平方呎與平方米之數字可能有些微差異。
2. 上表「-」代表「不提供」。
3. 第6座不設4樓、13樓及14樓、各樓層A4、B4、C4及D4單位、15樓A8單位及1樓及2樓B2、B3、B5及C7單位。
4. 期數住宅物業並無陽台。

12 AREA OF RESIDENTIAL PROPERTIES IN THE PHASE 期數的住宅物業的面積

Description of Residential Property 物業的描述			Saleable Area (including balcony, utility platform and verandah (if any)) sq. metre (sq. ft.) 實用面積 (包括露台、工作平台及陽台 (如有)) 平方米 (平方呎)	Area of other specified items (Not included in the Saleable Area) sq. metre (sq. ft.) 其他指明項目的面積 (不計算入實用面積) 平方米 (平方呎)									
Block Name 大廈名稱	Floor 樓層	Flat 單位		Air-conditioning Plant Room 空調機房	Bay Window 窗台	Cockloft 閣樓	Flat Roof 平台	Garden 花園	Parking Space 停車位	Roof 天台	Stairhood 梯屋	Terrace 前庭	Yard 庭院
Tower 7 第7座	1/F 1樓	A1	57.233 (616) Balcony 露台：- (-) Utility Platform 工作平台：- (-)	-	-	-	-	39.56 (426)	-	-	-	-	-
		A2	36.470 (393) Balcony 露台：- (-) Utility Platform 工作平台：- (-)	-	-	-	-	25.671 (276)	-	-	-	-	-
		A3	24.430 (263) Balcony 露台：- (-) Utility Platform 工作平台：- (-)	-	-	-	-	18.101 (195)	-	-	-	-	-
		A5	24.594 (265) Balcony 露台：- (-) Utility Platform 工作平台：- (-)	-	-	-	-	17.457 (188)	-	-	-	-	-
		A6	24.452 (263) Balcony 露台：- (-) Utility Platform 工作平台：- (-)	-	-	-	-	17.993 (194)	-	-	-	-	-
		A7	24.512 (264) Balcony 露台：- (-) Utility Platform 工作平台：- (-)	-	-	-	-	18.406 (198)	-	-	-	-	-
		A8	35.723 (385) Balcony 露台：- (-) Utility Platform 工作平台：- (-)	-	-	-	-	28.869 (311)	-	-	-	-	-
		A9	25.061 (270) Balcony 露台：- (-) Utility Platform 工作平台：- (-)	-	-	-	-	20.023 (216)	-	-	-	-	-
		B1	56.861 (612) Balcony 露台：- (-) Utility Platform 工作平台：- (-)	-	-	-	30.844 (332)	-	-	-	-	-	-
		B2	41.842 (450) Balcony 露台：- (-) Utility Platform 工作平台：- (-)	-	-	-	27.366 (295)	-	-	-	-	-	-
		B3	30.904 (333) Balcony 露台：2.036 (22) Utility Platform 工作平台：1.500 (16)	-	-	-	-	-	-	-	-	-	-
		B5	41.001 (441) Balcony 露台：2.036 (22) Utility Platform 工作平台：1.500 (16)	-	-	-	-	-	-	-	-	-	-
		B6	28.018 (302) Balcony 露台：2.036 (22) Utility Platform 工作平台：1.668 (18)	-	-	-	-	-	-	-	-	-	-

The saleable area and the floor area of balcony, utility platform and verandah (if any) are calculated in accordance with Section 8 of the Residential Properties (First-hand Sales) Ordinance; and the areas of the other specified items (not included in the saleable area) are calculated in accordance with Part 2 of Schedule 2 of the Residential Properties (First-hand Sales) Ordinance.

Notes:

- 1. The above areas as specified in square feet are converted at a conversion rate of 1 square metre = 10.764 square feet and rounded off to the nearest whole square foot, which may be slightly different from that shown in square metre.
- 2. The symbol “-” as shown in the above table denotes “Not provided”.
- 3. 4/F, 13/F and 14/F and Flats A4, B4, C4 and D4 on all floors and Flats A10, C1, C2, C3, C5, D1, D2, D3, D5 and D6 on 1/F are omitted in Tower 7.
- 4. There is no verandah in the residential properties in the Phase.

實用面積以及露台、工作平台及陽台 (如有) 的樓面面積，是按照《一手住宅物業銷售條例》第8條計算得出的。其他指明項目的面積 (不計算入實用面積內)，是按照《一手住宅物業銷售條例》附表2第2部計算得出的。

備註：

- 1. 上述所列之面積則以1平方米=10.764平方呎換算並四捨五入至整數平方呎；因四捨五入的關係，平方呎與平方米之數字可能有些微差異。
- 2. 上表「-」代表「不提供」。
- 3. 第7座不設4樓、13樓及14樓、各樓層A4、B4、C4及D4單位及1樓A10、C1、C2、C3、C5、D1、D2、D3、D5及D6單位。
- 4. 期數住宅物業並無陽台。

12 AREA OF RESIDENTIAL PROPERTIES IN THE PHASE 期數的住宅物業的面積

Description of Residential Property 物業的描述			Saleable Area (including balcony, utility platform and verandah (if any)) sq. metre (sq. ft.) 實用面積 (包括露台、工作平台及陽台 (如有)) 平方米 (平方呎)	Area of other specified items (Not included in the Saleable Area) sq. metre (sq. ft.) 其他指明項目的面積 (不計入實用面積) 平方米 (平方呎)									
Block Name 大廈名稱	Floor 樓層	Flat 單位		Air-conditioning Plant Room 空調機房	Bay Window 窗台	Cockloft 閣樓	Flat Roof 平台	Garden 花園	Parking Space 停車位	Roof 天台	Stairhood 梯屋	Terrace 前庭	Yard 庭院
Tower 7 第7座	2/F 2樓	A1	60.814 (655) Balcony 露台：2.036 (22) Utility Platform 工作平台：1.536 (17)	-	-	-	-	-	-	-	-	-	-
		A2	39.996 (431) Balcony 露台：2.036 (22) Utility Platform 工作平台：1.500 (16)	-	-	-	-	-	-	-	-	-	-
		A3	28.094 (302) Balcony 露台：2.036 (22) Utility Platform 工作平台：1.660 (18)	-	-	-	-	-	-	-	-	-	-
		A5	28.286 (304) Balcony 露台：2.036 (22) Utility Platform 工作平台：1.666 (18)	-	-	-	-	-	-	-	-	-	-
		A6	28.147 (303) Balcony 露台：2.036 (22) Utility Platform 工作平台：1.660 (18)	-	-	-	-	-	-	-	-	-	-
		A7	28.217 (304) Balcony 露台：2.036 (22) Utility Platform 工作平台：1.660 (18)	-	-	-	-	-	-	-	-	-	-
		A8	39.249 (422) Balcony 露台：2.036 (22) Utility Platform 工作平台：1.500 (16)	-	-	-	-	-	-	-	-	-	-
		A9	28.682 (309) Balcony 露台：2.036 (22) Utility Platform 工作平台：1.660 (18)	-	-	-	-	-	-	-	-	-	-
		A10	67.194 (723) Balcony 露台：2.036 (22) Utility Platform 工作平台：1.536 (17)	-	-	-	-	-	-	-	-	-	-
		B1	60.433 (651) Balcony 露台：2.036 (22) Utility Platform 工作平台：1.536 (17)	-	-	-	-	-	-	-	-	-	-
		B2	43.697 (470) Balcony 露台：2.036 (22) Utility Platform 工作平台：1.500 (16)	-	-	-	-	-	-	-	-	-	-
		B3	43.772 (471) Balcony 露台：2.036 (22) Utility Platform 工作平台：1.500 (16)	-	-	-	-	-	-	-	-	-	-

The saleable area and the floor area of balcony, utility platform and verandah (if any) are calculated in accordance with Section 8 of the Residential Properties (First-hand Sales) Ordinance; and the areas of the other specified items (not included in the saleable area) are calculated in accordance with Part 2 of Schedule 2 of the Residential Properties (First-hand Sales) Ordinance.

Notes:

- 1. The above areas as specified in square feet are converted at a conversion rate of 1 square metre = 10.764 square feet and rounded off to the nearest whole square foot, which may be slightly different from that shown in square metre.
- 2. The symbol “-” as shown in the above table denotes “Not provided”.
- 3. 4/F, 13/F and 14/F and Flats A4, B4, C4 and D4 on all floors and Flats A10, C1, C2, C3, C5, D1, D2, D3, D5 and D6 on 1/F are omitted in Tower 7.
- 4. There is no verandah in the residential properties in the Phase.

實用面積以及露台、工作平台及陽台 (如有) 的樓面面積，是按照《一手住宅物業銷售條例》第8條計算得出的。其他指明項目的面積 (不計入實用面積內)，是按照《一手住宅物業銷售條例》附表2第2部計算得出的。

備註：

- 1. 上述所列之面積則以1平方米=10.764平方呎換算並四捨五入至整數平方呎；因四捨五入的關係，平方呎與平方米之數字可能有些微差異。
- 2. 上表「-」代表「不提供」。
- 3. 第7座不設4樓、13樓及14樓、各樓層A4、B4、C4及D4單位及1樓A10、C1、C2、C3、C5、D1、D2、D3、D5及D6單位。
- 4. 期數住宅物業並無陽台。

12 AREA OF RESIDENTIAL PROPERTIES IN THE PHASE 期數的住宅物業的面積

Description of Residential Property 物業的描述			Saleable Area (including balcony, utility platform and verandah (if any)) sq. metre (sq. ft.) 實用面積 (包括露台、工作平台及陽台 (如有)) 平方米 (平方呎)	Area of other specified items (Not included in the Saleable Area) sq. metre (sq. ft.) 其他指明項目的面積 (不計入實用面積) 平方米 (平方呎)									
Block Name 大廈名稱	Floor 樓層	Flat 單位		Air-conditioning Plant Room 空調機房	Bay Window 窗台	Cockloft 閣樓	Flat Roof 平台	Garden 花園	Parking Space 停車位	Roof 天台	Stairhood 梯屋	Terrace 前庭	Yard 庭院
Tower 7 第7座	2/F 2樓	B5	40.548 (436) Balcony 露台：2.036 (22) Utility Platform 工作平台：1.500 (16)	-	-	-	-	-	-	-	-	-	-
		B6	28.018 (302) Balcony 露台：2.036 (22) Utility Platform 工作平台：1.668 (18)	-	-	-	-	-	-	-	-	-	-
		C1	40.124 (432) Balcony 露台：2.036 (22) Utility Platform 工作平台：1.580 (17)	-	-	-	-	-	-	-	-	-	-
		C2	41.681 (449) Balcony 露台：2.036 (22) Utility Platform 工作平台：1.580 (17)	-	-	-	-	-	-	-	-	-	-
		C3	40.400 (435) Balcony 露台：2.036 (22) Utility Platform 工作平台：1.500 (16)	-	-	-	-	-	-	-	-	-	-
		C5	28.335 (305) Balcony 露台：2.036 (22) Utility Platform 工作平台：1.660 (18)	-	-	-	-	-	-	-	-	-	-
		D1	30.111 (324) Balcony 露台：2.048 (22) Utility Platform 工作平台：1.553 (17)	-	-	-	-	-	-	-	-	-	-
		D2	30.351 (327) Balcony 露台：- (-) Utility Platform 工作平台：- (-)	-	-	-	7.646 (82)	-	-	-	-	-	-
		D3	30.351 (327) Balcony 露台：- (-) Utility Platform 工作平台：- (-)	-	-	-	7.666 (83)	-	-	-	-	-	-
		D5	30.351 (327) Balcony 露台：- (-) Utility Platform 工作平台：- (-)	-	-	-	7.666 (83)	-	-	-	-	-	-
		D6	30.553 (329) Balcony 露台：- (-) Utility Platform 工作平台：- (-)	-	-	-	7.666 (83)	-	-	-	-	-	-

The saleable area and the floor area of balcony, utility platform and verandah (if any) are calculated in accordance with Section 8 of the Residential Properties (First-hand Sales) Ordinance; and the areas of the other specified items (not included in the saleable area) are calculated in accordance with Part 2 of Schedule 2 of the Residential Properties (First-hand Sales) Ordinance.

Notes:

- 1. The above areas as specified in square feet are converted at a conversion rate of 1 square metre = 10.764 square feet and rounded off to the nearest whole square foot, which may be slightly different from that shown in square metre.
- 2. The symbol “-” as shown in the above table denotes “Not provided”.
- 3. 4/F, 13/F and 14/F and Flats A4, B4, C4 and D4 on all floors and Flats A10, C1, C2, C3, C5, D1, D2, D3, D5 and D6 on 1/F are omitted in Tower 7.
- 4. There is no verandah in the residential properties in the Phase.

實用面積以及露台、工作平台及陽台 (如有) 的樓面面積，是按照《一手住宅物業銷售條例》第8條計算得出的。其他指明項目的面積 (不計入實用面積內)，是按照《一手住宅物業銷售條例》附表2第2部計算得出的。

備註：

- 1. 上述所列之面積則以1平方米=10.764平方呎換算並四捨五入至整數平方呎；因四捨五入的關係，平方呎與平方米之數字可能有些微差異。
- 2. 上表「-」代表「不提供」。
- 3. 第7座不設4樓、13樓及14樓、各樓層A4、B4、C4及D4單位及1樓A10、C1、C2、C3、C5、D1、D2、D3、D5及D6單位。
- 4. 期數住宅物業並無陽台。

12 AREA OF RESIDENTIAL PROPERTIES IN THE PHASE 期數的住宅物業的面積

Description of Residential Property 物業的描述			Saleable Area (including balcony, utility platform and verandah (if any)) sq. metre (sq. ft.) 實用面積 (包括露台、工作平台及陽台 (如有)) 平方米 (平方呎)	Area of other specified items (Not included in the Saleable Area) sq. metre (sq. ft.) 其他指明項目的面積 (不計入實用面積) 平方米 (平方呎)									
Block Name 大廈名稱	Floor 樓層	Flat 單位		Air-conditioning Plant Room 空調機房	Bay Window 窗台	Cockloft 閣樓	Flat Roof 平台	Garden 花園	Parking Space 停車位	Roof 天台	Stairhood 梯屋	Terrace 前庭	Yard 庭院
Tower 7 第7座	3/F & 5/F – 12/F 3樓及 5樓至12樓	A1	60.814 (655) Balcony 露台：2.036 (22) Utility Platform 工作平台：1.536 (17)	–	–	–	–	–	–	–	–	–	–
		A2	39.996 (431) Balcony 露台：2.036 (22) Utility Platform 工作平台：1.500 (16)	–	–	–	–	–	–	–	–	–	–
		A3	28.094 (302) Balcony 露台：2.036 (22) Utility Platform 工作平台：1.660 (18)	–	–	–	–	–	–	–	–	–	–
		A5	28.286 (304) Balcony 露台：2.036 (22) Utility Platform 工作平台：1.666 (18)	–	–	–	–	–	–	–	–	–	–
		A6	28.147 (303) Balcony 露台：2.036 (22) Utility Platform 工作平台：1.660 (18)	–	–	–	–	–	–	–	–	–	–
		A7	28.217 (304) Balcony 露台：2.036 (22) Utility Platform 工作平台：1.660 (18)	–	–	–	–	–	–	–	–	–	–
		A8	39.249 (422) Balcony 露台：2.036 (22) Utility Platform 工作平台：1.500 (16)	–	–	–	–	–	–	–	–	–	–
		A9	28.682 (309) Balcony 露台：2.036 (22) Utility Platform 工作平台：1.660 (18)	–	–	–	–	–	–	–	–	–	–
		A10	67.194 (723) Balcony 露台：2.036 (22) Utility Platform 工作平台：1.536 (17)	–	–	–	–	–	–	–	–	–	–
		B1	60.433 (651) Balcony 露台：2.036 (22) Utility Platform 工作平台：1.536 (17)	–	–	–	–	–	–	–	–	–	–
		B2	43.697 (470) Balcony 露台：2.036 (22) Utility Platform 工作平台：1.500 (16)	–	–	–	–	–	–	–	–	–	–
		B3	43.772 (471) Balcony 露台：2.036 (22) Utility Platform 工作平台：1.500 (16)	–	–	–	–	–	–	–	–	–	–

The saleable area and the floor area of balcony, utility platform and verandah (if any) are calculated in accordance with Section 8 of the Residential Properties (First-hand Sales) Ordinance; and the areas of the other specified items (not included in the saleable area) are calculated in accordance with Part 2 of Schedule 2 of the Residential Properties (First-hand Sales) Ordinance.

Notes:

- 1. The above areas as specified in square feet are converted at a conversion rate of 1 square metre = 10.764 square feet and rounded off to the nearest whole square foot, which may be slightly different from that shown in square metre.
- 2. The symbol “–” as shown in the above table denotes “Not provided”.
- 3. 4/F, 13/F and 14/F and Flats A4, B4, C4 and D4 on all floors and Flats A10, C1, C2, C3, C5, D1, D2, D3, D5 and D6 on 1/F are omitted in Tower 7.
- 4. There is no verandah in the residential properties in the Phase.

實用面積以及露台、工作平台及陽台 (如有) 的樓面面積，是按照《一手住宅物業銷售條例》第8條計算得出的。其他指明項目的面積 (不計入實用面積內)，是按照《一手住宅物業銷售條例》附表2第2部計算得出的。

備註：

- 1. 上述所列之面積則以1平方米=10.764平方呎換算並四捨五入至整數平方呎；因四捨五入的關係，平方呎與平方米之數字可能有些微差異。
- 2. 上表「–」代表「不提供」。
- 3. 第7座不設4樓、13樓及14樓、各樓層A4、B4、C4及D4單位及1樓A10、C1、C2、C3、C5、D1、D2、D3、D5及D6單位。
- 4. 期數住宅物業並無陽台。

12 AREA OF RESIDENTIAL PROPERTIES IN THE PHASE 期數的住宅物業的面積

Description of Residential Property 物業的描述			Saleable Area (including balcony, utility platform and verandah (if any)) sq. metre (sq. ft.) 實用面積 (包括露台、工作平台及陽台 (如有)) 平方米 (平方呎)	Area of other specified items (Not included in the Saleable Area) sq. metre (sq. ft.) 其他指明項目的面積 (不計入實用面積) 平方米 (平方呎)									
Block Name 大廈名稱	Floor 樓層	Flat 單位		Air-conditioning Plant Room 空調機房	Bay Window 窗台	Cockloft 閣樓	Flat Roof 平台	Garden 花園	Parking Space 停車位	Roof 天台	Stairhood 梯屋	Terrace 前庭	Yard 庭院
Tower 7 第7座	3/F & 5/F – 12/F 3樓及 5樓至12樓	B5	40.548 (436) Balcony 露台：2.036 (22) Utility Platform 工作平台：1.500 (16)	—	—	—	—	—	—	—	—	—	—
		B6	28.018 (302) Balcony 露台：2.036 (22) Utility Platform 工作平台：1.668 (18)	—	—	—	—	—	—	—	—	—	—
		C1	40.124 (432) Balcony 露台：2.036 (22) Utility Platform 工作平台：1.580 (17)	—	—	—	—	—	—	—	—	—	—
		C2	41.681 (449) Balcony 露台：2.036 (22) Utility Platform 工作平台：1.580 (17)	—	—	—	—	—	—	—	—	—	—
		C3	40.400 (435) Balcony 露台：2.036 (22) Utility Platform 工作平台：1.500 (16)	—	—	—	—	—	—	—	—	—	—
		C5	28.335 (305) Balcony 露台：2.036 (22) Utility Platform 工作平台：1.660 (18)	—	—	—	—	—	—	—	—	—	—
		D1	30.111 (324) Balcony 露台：2.048 (22) Utility Platform 工作平台：1.553 (17)	—	—	—	—	—	—	—	—	—	—
		D2	34.090 (367) Balcony 露台：2.240 (24) Utility Platform 工作平台：1.500 (16)	—	—	—	—	—	—	—	—	—	—
		D3	34.090 (367) Balcony 露台：2.240 (24) Utility Platform 工作平台：1.500 (16)	—	—	—	—	—	—	—	—	—	—
		D5	34.090 (367) Balcony 露台：2.240 (24) Utility Platform 工作平台：1.500 (16)	—	—	—	—	—	—	—	—	—	—
		D6	34.293 (369) Balcony 露台：2.240 (24) Utility Platform 工作平台：1.500 (16)	—	—	—	—	—	—	—	—	—	—

The saleable area and the floor area of balcony, utility platform and verandah (if any) are calculated in accordance with Section 8 of the Residential Properties (First-hand Sales) Ordinance; and the areas of the other specified items (not included in the saleable area) are calculated in accordance with Part 2 of Schedule 2 of the Residential Properties (First-hand Sales) Ordinance.

Notes:

- 1. The above areas as specified in square feet are converted at a conversion rate of 1 square metre = 10.764 square feet and rounded off to the nearest whole square foot, which may be slightly different from that shown in square metre.
- 2. The symbol “—” as shown in the above table denotes “Not provided”.
- 3. 4/F, 13/F and 14/F and Flats A4, B4, C4 and D4 on all floors and Flats A10, C1, C2, C3, C5, D1, D2, D3, D5 and D6 on 1/F are omitted in Tower 7.
- 4. There is no verandah in the residential properties in the Phase.

實用面積以及露台、工作平台及陽台 (如有) 的樓面面積，是按照《一手住宅物業銷售條例》第8條計算得出的。其他指明項目的面積 (不計入實用面積內)，是按照《一手住宅物業銷售條例》附表2第2部計算得出的。

備註：

- 1. 上述所列之面積則以1平方米=10.764平方呎換算並四捨五入至整數平方呎；因四捨五入的關係，平方呎與平方米之數字可能有些微差異。
- 2. 上表「—」代表「不提供」。
- 3. 第7座不設4樓、13樓及14樓、各樓層A4、B4、C4及D4單位及1樓A10、C1、C2、C3、C5、D1、D2、D3、D5及D6單位。
- 4. 期數住宅物業並無陽台。

12 AREA OF RESIDENTIAL PROPERTIES IN THE PHASE 期數的住宅物業的面積

Description of Residential Property 物業的描述			Saleable Area (including balcony, utility platform and verandah (if any)) sq. metre (sq. ft.) 實用面積 (包括露台、工作平台及陽台 (如有)) 平方米 (平方呎)	Area of other specified items (Not included in the Saleable Area) sq. metre (sq. ft.) 其他指明項目的面積 (不計入實用面積) 平方米 (平方呎)									
Block Name 大廈名稱	Floor 樓層	Flat 單位		Air-conditioning Plant Room 空調機房	Bay Window 窗台	Cockloft 閣樓	Flat Roof 平台	Garden 花園	Parking Space 停車位	Roof 天台	Stairhood 梯屋	Terrace 前庭	Yard 庭院
Tower 7 第7座	15/F 15樓	A1	60.814 (655) Balcony 露台：2.036 (22) Utility Platform 工作平台：1.536 (17)	-	-	-	-	-	-	54.076 (582)	-	-	-
		A2	39.996(431) Balcony 露台：2.036 (22) Utility Platform 工作平台：1.500 (16)	-	-	-	-	-	-	34.614 (373)	-	-	-
		A3	28.094 (302) Balcony 露台：2.036 (22) Utility Platform 工作平台：1.660 (18)	-	-	-	-	-	-	23.904 (257)	-	-	-
		A5	28.286 (304) Balcony 露台：2.036 (22) Utility Platform 工作平台：1.666 (18)	-	-	-	-	-	-	21.451 (231)	-	-	-
		A6	28.147 (303) Balcony 露台：2.036 (22) Utility Platform 工作平台：1.660 (18)	-	-	-	-	-	-	-	-	-	-
		A7	28.217 (304) Balcony 露台：2.036 (22) Utility Platform 工作平台：1.660 (18)	-	-	-	-	-	-	10.106 (109)	-	-	-
		A8	39.249 (422) Balcony 露台：2.036 (22) Utility Platform 工作平台：1.500 (16)	-	-	-	-	-	-	35.018 (377)	-	-	-
		A9	28.682 (309) Balcony 露台：2.036 (22) Utility Platform 工作平台：1.660 (18)	-	-	-	-	-	-	21.745 (234)	-	-	-
		A10	67.194 (723) Balcony 露台：2.036 (22) Utility Platform 工作平台：1.536 (17)	-	-	-	-	-	-	61.12 (658)	-	-	-
		B1	60.433 (651) Balcony 露台：2.036 (22) Utility Platform 工作平台：1.536 (17)	-	-	-	-	-	-	53.244 (573)	-	-	-
		B2	43.697 (470) Balcony 露台：2.036 (22) Utility Platform 工作平台：1.500 (16)	-	-	-	-	-	-	43.363 (467)	-	-	-
		B3	43.772 (471) Balcony 露台：2.036 (22) Utility Platform 工作平台：1.500 (16)	-	-	-	-	-	-	35.865 (386)	-	-	-

The saleable area and the floor area of balcony, utility platform and verandah (if any) are calculated in accordance with Section 8 of the Residential Properties (First-hand Sales) Ordinance; and the areas of the other specified items (not included in the saleable area) are calculated in accordance with Part 2 of Schedule 2 of the Residential Properties (First-hand Sales) Ordinance.

Notes:

1. The above areas as specified in square feet are converted at a conversion rate of 1 square metre = 10.764 square feet and rounded off to the nearest whole square foot, which may be slightly different from that shown in square metre.
2. The symbol “-” as shown in the above table denotes “Not provided”.
3. 4/F, 13/F and 14/F and Flats A4, B4, C4 and D4 on all floors and Flats A10, C1, C2, C3, C5, D1, D2, D3, D5 and D6 on 1/F are omitted in Tower 7.
4. There is no verandah in the residential properties in the Phase.

實用面積以及露台、工作平台及陽台 (如有) 的樓面面積，是按照《一手住宅物業銷售條例》第8條計算得出的。其他指明項目的面積 (不計入實用面積內)，是按照《一手住宅物業銷售條例》附表2第2部計算得出的。

備註：

1. 上述所列之面積則以1平方米=10.764平方呎換算並四捨五入至整數平方呎；因四捨五入的關係，平方呎與平方米之數字可能有些微差異。
2. 上表「-」代表「不提供」。
3. 第7座不設4樓、13樓及14樓、各樓層A4、B4、C4及D4單位及1樓A10、C1、C2、C3、C5、D1、D2、D3、D5及D6單位。
4. 期數住宅物業並無陽台。

12 AREA OF RESIDENTIAL PROPERTIES IN THE PHASE 期數的住宅物業的面積

Description of Residential Property 物業的描述			Saleable Area (including balcony, utility platform and verandah (if any)) sq. metre (sq. ft.) 實用面積 (包括露台、工作平台及陽台 (如有)) 平方米 (平方呎)	Area of other specified items (Not included in the Saleable Area) sq. metre (sq. ft.) 其他指明項目的面積 (不計入實用面積) 平方米 (平方呎)									
Block Name 大廈名稱	Floor 樓層	Flat 單位		Air-conditioning Plant Room 空調機房	Bay Window 窗台	Cockloft 閣樓	Flat Roof 平台	Garden 花園	Parking Space 停車位	Roof 天台	Stairhood 梯屋	Terrace 前庭	Yard 庭院
Tower 7 第7座	15/F 15樓	B5	40.548 (436) Balcony 露台：2.036 (22) Utility Platform 工作平台：1.500 (16)	-	-	-	-	-	-	-	-	-	-
		B6	28.018 (302) Balcony 露台：2.036 (22) Utility Platform 工作平台：1.668 (18)	-	-	-	-	-	-	-	-	-	-
		C1	40.124 (432) Balcony 露台：2.036 (22) Utility Platform 工作平台：1.580 (17)	-	-	-	-	-	-	33.693 (363)	-	-	-
		C2	41.681 (449) Balcony 露台：2.036 (22) Utility Platform 工作平台：1.580 (17)	-	-	-	-	-	-	35.913 (387)	-	-	-
		C3	40.400 (435) Balcony 露台：2.036 (22) Utility Platform 工作平台：1.500 (16)	-	-	-	-	-	-	35.176 (379)	-	-	-
		C5	28.335 (305) Balcony 露台：2.036 (22) Utility Platform 工作平台：1.660 (18)	-	-	-	-	-	-	-	-	-	-
		D1	30.111 (324) Balcony 露台：2.048 (22) Utility Platform 工作平台：1.553 (17)	-	-	-	-	-	-	22.353 (241)	-	-	-
		D2	34.090 (367) Balcony 露台：2.240 (24) Utility Platform 工作平台：1.500 (16)	-	-	-	-	-	-	26.939 (290)	-	-	-
		D3	34.090 (367) Balcony 露台：2.240 (24) Utility Platform 工作平台：1.500 (16)	-	-	-	-	-	-	26.894 (289)	-	-	-
		D5	34.090 (367) Balcony 露台：2.240 (24) Utility Platform 工作平台：1.500 (16)	-	-	-	-	-	-	26.67 (287)	-	-	-
		D6	34.293 (369) Balcony 露台：2.240 (24) Utility Platform 工作平台：1.500 (16)	-	-	-	-	-	-	26.516 (285)	-	-	-

The saleable area and the floor area of balcony, utility platform and verandah (if any) are calculated in accordance with Section 8 of the Residential Properties (First-hand Sales) Ordinance; and the areas of the other specified items (not included in the saleable area) are calculated in accordance with Part 2 of Schedule 2 of the Residential Properties (First-hand Sales) Ordinance.

Notes:

- 1. The above areas as specified in square feet are converted at a conversion rate of 1 square metre = 10.764 square feet and rounded off to the nearest whole square foot, which may be slightly different from that shown in square metre.
- 2. The symbol “-” as shown in the above table denotes “Not provided”.
- 3. 4/F, 13/F and 14/F and Flats A4, B4, C4 and D4 on all floors and Flats A10, C1, C2, C3, C5, D1, D2, D3, D5 and D6 on 1/F are omitted in Tower 7.
- 4. There is no verandah in the residential properties in the Phase.

實用面積以及露台、工作平台及陽台 (如有) 的樓面面積，是按照《一手住宅物業銷售條例》第8條計算得出的。其他指明項目的面積 (不計入實用面積內)，是按照《一手住宅物業銷售條例》附表2第2部計算得出的。

備註：





- 1. 上述所列之面積則以1平方米=10.764平方呎換算並四捨五入至整數平方呎；因四捨五入的關係，平方呎與平方米之數字可能有些微差異。
- 2. 上表「-」代表「不提供」。
- 3. 第7座不設4樓、13樓及14樓、各樓層A4、B4、C4及D4單位及1樓A10、C1、C2、C3、C5、D1、D2、D3、D5及D6單位。
- 4. 期數住宅物業並無陽台。

13 FLOOR PLAN OF PARKING SPACES IN THE PHASE 期數的停車位的樓面平面圖




FLOOR PLAN OF PARKING SPACES ON LG1/F
低層地下1樓的停車位的樓面平面圖



Number, Dimensions and Area of Parking Space on LG1/F 低層地下1樓停車位數目、尺寸及面積

Category of Parking Space 停車位類別	Number 數目	Dimensions of each Parking Space (L x W) (m.) 每個停車位的尺寸(長x闊)(米)	Area of each Parking Space (sq. m.) 每個停車位的面積(平方米)
 Residential Car Parking Space 住客車位	94	5 x 2.5	12.5
 Residential Car Parking Space (Disabled) 住客車位(傷健人仕)	2	5 x 3.5	17.5
 Residential Motor Cycle Parking Space 住客電單車車位	6	2.4 x 1	2.4
 Residential Loading and Unloading Space 住客上落貨車車位	2	11 x 3.5	38.5

Legend 圖例

- Boundary of Development
發展項目的界線
- Boundary of the Phase
期數的界線
-  Phase 1 of the Development
發展項目第一期
-  Phase 2 of the Development
發展項目第二期
-  Phase 3 of the Development
發展項目第三期






Scale 比例: 0 10 20M(米)

13 FLOOR PLAN OF PARKING SPACES IN THE PHASE 期數的停車位的樓面平面圖




FLOOR PLAN OF PARKING SPACES ON G/F
地下的停車位的樓面平面圖



Number, Dimensions and Area of Parking Space on G/F 地下停車位數目、尺寸及面積

Category of Parking Space 停車位類別	Number 數目	Dimensions of each Parking Space (L x W) (m.) 每個停車位的尺寸 (長 x 闊) (米)	Area of each Parking Space (sq. m.) 每個停車位的面積 (平方米)
 Residential Car Parking Space 住客車位	45	5 x 2.5	12.5
 Visitor's Car Parking Space 訪客車位	19	5 x 2.5	12.5
 Visitor's Car Parking Space (Disabled) 訪客車位 (傷健人士)	1	5 x 3.5	17.5
 Residential Motor Cycle Parking Space 住客電單車車位	5	2.4 x 1	2.4
 Residential Loading and Unloading Space 住客上落貨車車位	2	11 x 3.5	38.5

Legend 圖例

- Boundary of Development
發展項目的界線
- Boundary of the Phase
期數的界線
-  Phase 1 of the Development
發展項目第一期
-  Phase 2 of the Development
發展項目第二期
-  Phase 3 of the Development
發展項目第三期

Scale 比例: 0 10 20M (米)

14 SUMMARY OF PRELIMINARY AGREEMENT FOR SALE AND PURCHASE 臨時買賣合約的摘要

1. A preliminary deposit of 5% is payable on the signing of the preliminary agreement for sale and purchase.
2. The preliminary deposit paid by the purchaser on the signing of that preliminary agreement will be held by a firm of solicitors acting for the owner, as stakeholders.
3. If the purchaser fails to execute the agreement for sale and purchase within 5 working days after the date on which the purchaser enters into that preliminary agreement –
 - (i) that preliminary agreement is terminated;
 - (ii) the preliminary deposit is forfeited; and
 - (iii) the owner does not have any further claim against the purchaser for the failure.

1. 在簽署臨時買賣合約時須支付款額為 5% 的臨時訂金。
2. 買方在簽署該臨時合約時支付的臨時訂金，會由代表擁有人行事的律師事務所以保證金保存人的身份持有。
3. 如買方沒有於訂立該臨時合約的日期之後 5 個工作日內簽立買賣合約 –
 - (i) 該臨時合約即告終止；
 - (ii) 有關的臨時訂金即予沒收；及
 - (iii) 擁有人不得就買方沒有簽立買賣合約而針對買方提出進一步申索。

1. Common Parts of the Phase

- (a) Under the Principal Deed of Mutual Covenant of the Development (the “PDMC”), Common Areas and Facilities means collectively: (a) the Estate Common Areas and Facilities (those parts, areas, services and facilities which are intended for common use and benefit of the owners of the Development as a whole and not for the sole benefit of any owner or group of owners of the Development); (b) the Residential Common Areas and Facilities (those parts, areas, services and facilities which are intended for common use and benefit of the owners of the residential units); (c) the Carpark Common Areas and Facilities (those parts, areas, services and facilities which are intended for common use and benefit of the owners and occupiers of the Parking Spaces (i.e. private parking spaces for motor vehicles or motorcycles) and the Residential Common Parking Spaces (i.e. visitors’ parking spaces and parking spaces for disabled persons)); and (d) such areas within the meaning of “common parts” as defined in the Building Management Ordinance within the land on which the Development is constructed (save and except such part(s) as specifically included in a Unit assigned).

Under the Sub-Deed of Mutual Covenant of the Phase (the “SDMC”), Phase 2 Common Areas and Facilities means collectively: (a) the Phase 2 Estate Common Areas and Facilities (those parts, areas, services and facilities which are intended for common use and benefit of the owners of the Development as a whole and not for the sole benefit of any owner or group of owners of the Development); (b) the Phase 2 Residential Common Areas and Facilities (those parts, areas, services and facilities which are intended for common use and benefit of the owners of the residential units); (c) the Phase 2 Carpark Common Areas and Facilities (those parts, areas, services and facilities which are intended for common use and benefit of the owners and occupiers of the Parking Spaces (i.e. private parking spaces for motor vehicles or motorcycles) and the Residential Common Parking Spaces (i.e. visitors’ parking spaces and parking spaces for disabled persons)); and (d) such areas within the meaning of “common parts” as defined in the Building Management Ordinance within the Phase (save and except such part(s) as specifically included in a Unit assigned).

Common Areas and Facilities include common areas and facilities in a phase of the Development subsequent to Phase 1 and Phase 2 to be designated by the vendor under the relevant sub-deed of mutual covenant.

Common Areas and Facilities include, e.g. lifts, recreational areas and facilities, greenery areas, external walls, structural or loading bearing elements, etc.

- (b) Owners, their tenants, servants, agents, lawful occupants and licensees etc. Have the right to go pass or repass over and along and to use the Common Areas and Facilities for all purposes connected with the proper use and enjoyment of his Unit.
- (c) No owner shall have the right to convert the Common Areas and Facilities or any part thereof to his own use or for his own benefit unless with the approval by a resolution of the Owners’ Committee.
- (d) No part of the Common Areas and Facilities shall be obstructed nor shall any refuse or other matter or things be placed or left thereon and no owner shall do or suffer or permit to be done anything in such areas as may be or become a nuisance to any other owners or occupiers of any other part of the Development.
- (e) The Common Areas and Facilities shall be under the exclusive management and control of the Manager.

2. Number of Undivided Shares assigned to each residential property in the Phase

Undivided Shares are allocated to each residential property. They are set out in the table below.

3. Term of years for which the Manager of the Phase is Appointed

The Manager will be appointed for an initial term of two years from the date of the PDMC. The appointment of the Manager may be terminated according to the provisions of the PDMC.

4. Basis on which the Management Expenses are shared among the owners of residential properties in the Phase

Each owner shall contribute towards the management expenses (which shall be the expenses, costs and charges necessarily and reasonably incurred in the management of the Development and the Land under the DMC, and shall be based on the budget prepared by the Manager) (including the Manager’s remuneration) of the Development and the Land in such manner, amount and proportion as provided in the PDMC by reference to the Management Shares allocated to his Unit. In general:

- (a) The owners shall contribute towards all expenditure which in the opinion of the Manager is specifically referable to the Estate Common Areas and Facilities or for the common benefit of the owners, occupiers, licensees or invitees of the Estate in proportion to the Management Shares allocated to their Units.
- (b) The owners of residential properties shall contribute towards all expenditure which in the opinion of the Manager is specifically referable to the Residential Common Areas and Facilities or for the common benefit of the owners, occupiers, licensees or invitees of the Residential Units in proportion to the Management Shares allocated to their Residential Units.
- (c) The following will form part of the expenditure referred to in (b):
- an amount equal to the Specified Percentage (Residential) of all expenditure which in the opinion of the Manager is specifically referable to the Carpark Common Areas and Facilities or for the common benefit of the Owners, occupiers, licensees or invitees of the Parking Spaces and the Residential Common Parking Spaces, being expenditure attributable to the use of the Carpark Common Areas and Facilities by the Residential Common Parking Spaces.

“Specified Percentage (Residential)” means:

$(A+B) / (A+B+C+D) \times 100\%$ where:

A = the total number of Residential Common Parking Spaces in all Completed Phases having a gross floor area of 12.5 square metres

B = 1.4 times the total number of Residential Common Parking Spaces in all Completed Phases having a gross floor area of 17.5 square metres

C = the total number of Parking Spaces for parking of motor vehicles in all Completed Phases (each having a gross floor area of 12.5 square metres)

D = 0.192 times the total number of Parking Spaces for parking of motorcycles in all Completed Phases (each having a gross floor area of 2.4 square metres).

The number of Management Shares of a residential property is the same as the number of Undivided Shares allocated to that residential property. However, the total number of Undivided Shares in Phase 1 (17,558) is different from the total number of Management Shares in Phase 1 (16,558). The total number of Management Shares of the residential properties in Phase 1 is 15,857.

The total number of Undivided Shares in Phase 2 (29,866) is different from the total number of Management Shares in Phase 2 (28,738). The total number of Management Shares of the residential properties in Phase 2 is 26,883.

The total number of Management Shares of the Development is the total of Management Shares in Phase 1, Phase 2 and the total of Management Shares in the subsequent phase (please refer to the sub-deed of mutual covenant of the subsequent phase).

The total number of Management Shares of residential properties in the Development is the total of Management Shares of residential properties in Phase 1, Phase 2 and the total of Management Shares in the residential properties the subsequent phase (please refer to the sub-deed of mutual covenant of the subsequent phase).

5. Basis on which the Management Fee Deposit is fixed

The amount of Management Fee Deposit is 3 months’ monthly management expenses.

6. Area (if any) in the Phase retained by the owner (i.e. the Vendor) for its own use

There is no area in the Phase which is retained by the owner for that owner’s own use as referred to in section 14(2)(f), Part 1, Schedule 1 of Residential Properties (First-hand Sales) Ordinance (Cap. 621).

1. 期數的公用部分

- (a) 在發展項目主公契(「主公契」)下,「公用地方與設施」指以下項目的總合:(a)「屋苑公用地方與設施」(擬作為發展項目整體業主共同使用及受益的,不是只供發展項目的個別業主或一群業主獨自受益的部分、地方、服務及設施);(b)「住宅公用地方與設施」(擬作為住宅單位業主共同使用及受益的部分、地方、服務及設施);(c)「停車場公用地方與設施」(擬作為「停車位」(即私人私家車停車位和電單車停車位)和「住宅公用停車位」(即訪客停車位和傷殘人士停車位)業主和佔用人共同使用及受益的部分、地方、服務及設施);和(d)位於發展項目所建土地內《建築物管理條例》定義的「公用地方」(但特別包括在轉讓的單位內的部分除外)。

在期數副公契(「副公契」)下,「公用地方與設施」指以下項目的總合:(a)「期數2屋苑公用地方與設施」(擬作為發展項目整體業主共同使用及受益的,不是只供發展項目的個別業主或一群業主獨自受益的部分、地方、服務及設施);(b)「期數2住宅公用地方與設施」(擬作為住宅單位業主共同使用及受益的部分、地方、服務及設施);(c)「期數2停車場公用地方與設施」(擬作為「停車位」(即私人私家車停車位和電單車停車位)和「住宅公用停車位」(即訪客停車位和傷殘人士停車位)業主和佔用人共同使用及受益的部分、地方、服務及設施);和(d)位於發展項目所建土地內《建築物管理條例》定義的「公用地方」(但特別包括在轉讓的單位內的部分除外)。

「公用地方與設施」包括將由賣方於相關分公契下指定的發展項目第1期、第2期之後期數的公用地方與設施。

「公用地方與設施」包括例如:升降機、康樂地方與設施、綠化範圍、外牆、結構或承重部分等。

- (b) 業主、其租客、僕人、代理、合法佔用人及獲許可人等為了所有有關正當使用與享用其單位的目的可自由進出以及使用公用地方及設施。
- (c) 除非已經取得業主委員會的批准,業主不得將任何公用地方及設施改作自用或供其受益。
- (d) 公用地方及設施的任何部分不得被阻塞,也不得在其上放置或遺留任何垃圾或其他物品與物件。業主亦不得在該等地方作出或容忍作出或容許作出任何可能或成為對該發展項目其他部分的業主或佔用人造成滋擾的事情。
- (e) 公用地方及設施將專由管理人管理和控制。

2. 分配予期數中的每個住宅物業的不分割份數的數目

各住宅物業獲分配有不分割份數。詳細的分配狀況,請參閱下文附表。

3. 期數的管理人的委任年期

管理人的首屆任期為由主公契簽署日期起計兩年。管理人的委任可按主公契的條文終止。

4. 在期數中的住宅物業的擁有人之間分擔管理開支的基準

每名業主須根據其單位分配到的管理份數按主公契指明的方式、金額及比例分擔發展項目及土地的管理開支(指按主公契管理發展項目及土地時必須地和合理地招致的支出、費用及收費,且須基於管理人擬定之預算)(包括管理人之酬金)。一般而言:

- (a) 業主須按分配到其單位之管理份數之比例分擔管理人認為涉及屋苑公用地方及設施或為了發展項目業主、佔用人、獲許可人或受邀人的共同利益的所有開支。
- (b) 住宅物業業主須按分配到其住宅物業之管理份數之比例分擔管理人認為涉及住宅公用地方及設施或為了住宅物業業主、佔用人、獲許可人或受邀人的共同利益的所有開支。
- (c) 下述將構成(b)提及的開支:

數額相等於管理人認為涉及停車場公用地方及設施或為了停車位及住宅公用停車位業主、佔用人、獲許可人或受邀人的共同利益的,是由於住宅公用停車位使用停車場公用地方及設施所產生的所有開支的「指定百分比(住宅)」。

「指定百分比(住宅)」指:

$(A+B) / (A+B+C+D) \times 100\%$ 當中:

A = 在所有已完成期數內總樓面面積為12.5平方米的住宅公用停車位總數

B = 在所有已完成期數內總樓面面積為17.5平方米的住宅公用停車位總數乘以1.4倍

C = 在所有已完成期數內停車位總數(每一該停車位的總樓面面積為12.5平方米)

D = 在所有已完成期數內的電單車停車位總數乘以0.192倍(每一該電單車停車位的總樓面面積為2.4平方米)。

每個住宅物業之管理份數相等於其獲分配之不分割份數,唯期數1不分割份數總數(17,558)與期數1管理份數總數(16,558)不同。期數1住宅物業之管理份數總數為15,857。

期數2不分割份數總數29,866與期數2管理份數總數28,738不同。期數2住宅物業之管理份數總數為26,883。

發展項目管理份數總數為期數1、期數2的管理份數總數及其後期數的管理份數總數(請參考該其後期數的分公契)。

發展項目的住宅物業管理份數總數為期數1、期數2的住宅物業的管理份數總數及其後期數的住宅物業的管理份數總數(請參考該其後期數的分公契)。

5. 計算管理費按金的基準

管理費按金相等於三個月之管理開支。

6. 擁有人(即賣方)在期數中保留作自用的範圍(如有的話)

本期數並無《一手住宅物業銷售條例》(第621章)附表1第1部第14(2)(f)條所提及之擁有人在期數中保留作自用的範圍。

Number Of Undivided Shares Allocated to Each Residential Property in the Phase
分配予期數中的每個住宅物業的不分割份數的數目

Tower 1 第1座											
Floor 樓層	Flat 單位										
	A1	A2	A3	A5	A6	A7	A8	B1	B2	B3	B5
1/F 1樓	52	27	27	44	40	40	40	63	60	40	40
2/F 2樓	53	29	29	44	40	40	40	62	60	40	41
3/F 3樓	53	29	29	44	40	40	40	62	60	40	41
5/F 5樓	53	29	29	44	40	40	40	62	60	40	41
6/F 6樓	53	29	29	44	40	40	40	62	60	40	41
7/F 7樓	53	29	29	44	40	40	40	62	60	40	41
8/F 8樓	53	29	29	44	40	40	40	62	60	40	41
9/F 9樓	53	29	29	44	40	40	40	62	60	40	41
10/F 10樓	53	29	29	44	40	40	40	62	60	40	41
11/F 11樓	53	29	29	44	40	40	40	62	60	40	41
12/F 12樓	53	29	29	44	40	40	40	62	60	40	41
15/F 15樓	53	29	29	44	40	40	40	62	60	40	41
16/F 16樓	53	29	29	44	40	40	40	62	60	40	41
17/F 17樓	53	29	29	44	40	40	40	62	60	40	41
18/F 18樓	53	29	29	44	40	40	40	62	60	40	41
19/F 19樓	86	31	47	42	42	N/A 不適用	N/A 不適用	85	43	44	N/A 不適用

Tower 6 第6座																					
Floor 樓層	Flat 單位																				
	A1	A2	A3	A5	A6	A7	A8	B1	B2	B3	B5	C1	C2	C3	C5	C6	C7	D1	D2	D3	D5
1/F 1樓	32	34	34	31	31	27	58	41	N/A 不適用	N/A 不適用	N/A 不適用	54	28	29	29	23	N/A 不適用	45	44	43	41
2/F 2樓	32	34	34	34	34	30	58	41	N/A 不適用	N/A 不適用	N/A 不適用	54	28	29	29	23	N/A 不適用	45	44	43	41
3/F 3樓	32	34	34	34	34	30	58	44	41	44	41	54	28	28	28	28	23	45	44	43	41
5/F 5樓	32	34	34	34	34	30	58	44	41	44	41	54	28	28	28	28	23	45	44	43	41
6/F 6樓	32	34	34	34	34	30	58	44	41	44	41	54	28	28	28	28	23	45	44	43	41
7/F 7樓	32	34	34	34	34	30	58	44	41	44	41	54	28	28	28	28	23	45	44	43	41
8/F 8樓	32	34	34	34	34	30	58	44	41	44	41	54	28	28	28	28	23	45	44	43	41
9/F 9樓	32	34	34	34	34	30	58	44	41	44	41	54	28	28	28	28	23	45	44	43	41
10/F 10樓	32	34	34	34	34	30	58	44	41	44	41	54	28	28	28	28	23	45	44	43	41
11/F 11樓	32	34	34	34	34	30	58	44	41	44	41	54	28	28	28	28	23	45	44	43	41
12/F 12樓	32	34	34	34	34	30	58	44	41	44	41	54	28	28	28	28	23	45	44	43	41
15/F 15樓	32	34	34	34	34	30	N/A 不適用	44	41	44	41	53	28	28	28	28	23	45	44	43	41

15

SUMMARY OF DEED OF MUTUAL COVENANT 公契的摘要

Tower 7 第7座																							
Floor 樓層	Flat 單位																						
	A1	A2	A3	A5	A6	A7	A8	A9	A10	B1	B2	B3	B5	B6	C1	C2	C3	C5	D1	D2	D3	D5	D6
1/F 1樓	61	39	26	27	26	27	39	27	N/A 不適用	60	45	31	41	28	N/A 不適用	N/A 不適用	N/A 不適用	N/A 不適用	N/A 不適用	N/A 不適用	N/A 不適用	N/A 不適用	N/A 不適用
2/F 2樓	61	40	28	28	28	28	39	29	67	60	44	44	41	28	40	42	40	28	30	31	31	31	32
3/F 3樓	61	40	28	28	28	28	39	29	67	60	44	44	41	28	40	42	40	28	30	34	34	34	34
5/F 5樓	61	40	28	28	28	28	39	29	67	60	44	44	41	28	40	42	40	28	30	34	34	34	34
6/F 6樓	61	40	28	28	28	28	39	29	67	60	44	44	41	28	40	42	40	28	30	34	34	34	34
7/F 7樓	61	40	28	28	28	28	39	29	67	60	44	44	41	28	40	42	40	28	30	34	34	34	34
8/F 8樓	61	40	28	28	28	28	39	29	67	60	44	44	41	28	40	42	40	28	30	34	34	34	34
9/F 9樓	61	40	28	28	28	28	39	29	67	60	44	44	41	28	40	42	40	28	30	34	34	34	34
10/F 10樓	61	40	28	28	28	28	39	29	67	60	44	44	41	28	40	42	40	28	30	34	34	34	34
11/F 11樓	61	40	28	28	28	28	39	29	67	60	44	44	41	28	40	42	40	28	30	34	34	34	34
12/F 12樓	61	40	28	28	28	28	39	29	67	60	44	44	41	28	40	42	40	28	30	34	34	34	34
15/F 15樓	66	43	30	30	28	29	43	31	73	65	48	48	41	28	43	46	44	28	32	37	37	37	37

1. The lot number of the land on which the Development is situated:

Tai Po Town Lot No. 243

2. The term of years under the lease:

50 years from 27 August 2020

3. The user restrictions applicable to that land:

- A. Special Condition no. 8 of the Land Grant provides that the lot or any part thereof or any building or part of any building erected or to be erected thereon shall not be used for any purpose other than for private residential purposes.
- B. Special Condition no. 53 of the Land Grant provides that subject to Special Condition no. 34 of the Land Grant, no grave or columbarium shall be erected or made on the lot, nor shall any human remains or animal remains whether in earthenware jars, cinerary urns or otherwise be interred therein or deposited thereon.

4. Facilities that are required to be constructed and provided for the Government, or for public use:

- A. Such portion of future public road shown coloured green on the plan annexed to the Land Grant (“the Green Area”) which are required to be laid and formed by the Grantee; and such lay-bys, bridges, tunnels, over-passes, under-passes, culverts, viaducts, flyovers, pavements, roads or such other structures as the Director of Lands (“the Director”) may in his sole discretion require which are required to be provided and constructed by the Grantee (collectively “the Structures”) so that building, vehicular and pedestrian traffic may be carried on within the Green Area.
- B. Such route within the lot from Ma Wo Road to the two graves existing within those pieces of Government land adjoining the lot shown hatched blue (“the Hatched Blue Areas”) on the plan annexed to the Land Grant (“the Existing Graves”) for free and uninterrupted access by the Government and all members of public shall, before the Pedestrian Walkway (defined below) has been completed, be upheld, maintained, repaired to the satisfaction of the Director.
- C. Pedestrian walkway(s) or footpath(s) (together with such stairs, ramps and lightings as the Director may require) within the lot (“the Pedestrian Walkway”) from Ma Wo Road to the Existing Graves is required to be laid, formed, provide, constructed and surfaced by the Grantee as the Director shall approve.
- D. Such route within the lot from Ma Wo Road to the graves, cinerary, urns or earthenware jars containing human remains known as “Kam Taps” that may be existing on the lot (“the Possible Graves”) at the date of Land Grant for free and uninterrupted access by the Government and all members of public shall be uphold, maintained, repaired to the satisfaction of the Director.
- E. Diversion of the existing drainage which is located within, adjoining or adjacent to the lot (other than the existing drainage within the the areas of drainage reserve shown coloured pink cross-hatched black and marked “D.R.” on the plan annexed to the Land Grant (“the Pink Cross-hatched Black Areas”) in such manner, at such levels and locations, with such materials and to such standards, specification and design as the Director shall approve and in all respects to the satisfaction of the Director lay, form, provide and construct such sewers, drains, culverts, manholes with covers, access and other structures as the Director in his sole discretion may require (collectively the “new drainage”) for or in connection with the said diversion and thereafter maintain at the Grantee’s own expense the new drainage in good and substantial repair and condition in all respects to the satisfaction of the Director.

5. The grantee’s obligations to lay, form or landscape any areas, or to construct or maintain any structures or facilities, within or outside that land:

- A. Special Condition no. 7 of the Land Grant provides that the Development is required to be completed and made fit for occupation on or before 31 March 2026*.

*Note:

The date has been amended to 30 September 2026 pursuant to the letter from the District Lands Office / Tai Po of the Lands Department dated 23 July 2024

- B. General Condition no. 7 of the Land Grant provides that the Grantee shall throughout the tenancy: (i) maintain all buildings in accordance with the approved design and disposition and any approved building plans without variation or modification thereto; and (ii) maintain all buildings erected in good and substantial repair and condition.

- C. General Condition no. 9 of the Land Grant provides that if any private streets, roads and lanes which are required to be formed by the provisions of the Land Grant remain part of the area to be leased, they shall be lighted, surfaced, kerbed, drained, channelled and maintained by and at the expense of the Grantee in all respects to the satisfaction of the Director and the Director may carry out or cause to be carried out the installation and maintenance of road lighting for the sake of public interest as required. The Grantee shall bear the capital cost of installation of road lighting and allow free ingress and egress to and from the area to be leased to workmen and vehicles for the purpose of installation and maintenance of the road lighting.

- D. Special Condition no. 3 of the Land Grant provides that:

- (a) The Grantee shall:

- (i) on or before the 31 March 2026* or such other date as may be approved by the Director, at his own expense, in such manner with such materials and to such standards, levels, alignment and design as the Director shall approve and in all respects to the satisfaction of the Director:

(I) lay and form the Green Area; and

(II) provide and construct the Structures

so that building, vehicular and pedestrian traffic may be carried on the Green Area;

*Note:

The date has been amended to 30 September 2026 pursuant to the letter from the District Lands Office / Tai Po of the Lands Department dated 23 July 2024

- (ii) on or before the 31 March 2026* or such other date as may be approved by the Director, at his own expense and to the satisfaction of the Director, surface, kerb and channel the Green Area and provide the same with such gullies, sewers, drains, fire hydrants with pipes connected to water mains, street lights, traffic signs, street furniture and road markings as the Director may require; and

*Note:

The date has been amended to 30 September 2026 pursuant to the letter from the District Lands Office / Tai Po of the Lands Department dated 23 July 2024

- (iii) maintain at his own expense the Green Area together with the Structures and all structures, surfaces, gullies, sewers, drains, fire hydrants, services, street lights, traffic signs, street furniture, road markings and plant constructed, installed and provided thereon or therein to the satisfaction of the Director until such time as possession of the Green Area has been re-delivered in accordance with Special Condition no.4 of the Land Grant.

- (b) In the event of the non-fulfilment of the Grantee’s obligations under Special Condition no.3(a) by the date specified therein or such other date as may be approved by the Director, the Government may carry out the necessary works at the cost of the Grantee who shall pay to the Government on demand a sum equal to the cost thereof, such sum to be determined by the Director whose determination shall be final and binding upon the Grantee.

- (c) The Government shall have no responsibility or liability in respect of any loss, damage, nuisance or disturbance whatsoever and howsoever caused to or suffered by the Grantee or any other person arising whether directly or indirectly out of or incidental to the fulfilment of the Grantee’s obligations under Special Condition no.3(a) or the exercise of the rights by the Government under Special Condition no.3(b) or otherwise, and no claim whatsoever shall be made against the Government by the Grantee in respect of any such loss, damage, nuisance or disturbance.

- E. Special Condition no. 4 of the Land Grant provides that for the purpose only of carrying out the works specified in Special Condition no. 3 of the Land Grant, the Grantee shall on the date of the Land Grant be granted possession of the Green Area. The Green Area shall be re-delivered to the Government on demand and in any event shall be deemed to have been re-delivered to the Government by the Grantee on the date of a letter from the Director indicating that the Conditions of the Land Grant have been complied with to his satisfaction. The Grantee shall at all reasonable times while he is in possession of the Green Area allow free access over and along the Green

Area for all Government and public vehicular and pedestrian traffic and shall ensure that such access shall not be interfered with or obstructed by the carrying out of the works whether under Special Condition no. 3 of the Land Grant or otherwise.

F. Special Condition no. 5 of the Land Grant provides that the Grantee shall not without the prior written consent of the Director use the Green Area for the purpose of storage or for the erection of any temporary structure or for any purposes other than the carrying out of the works specified in Special Condition no. 3 of the Land Grant hereof.

G. Special Condition no. 6 of the Land Grant provides that:

(a) The Grantee shall at all reasonable times while he is in the possession of the Green Area:

(i) permit the Government, the Director and his officers, contractors, agents, workmen and any persons authorized by the Director with or without tools, equipment, plant, machinery or motor vehicles, the right of free and uninterrupted ingress, egress and regress free of charge to, from and through the lot and the Green Area for the purpose of inspecting, checking and supervising any works to be carried out in compliance with Special Condition No.3(a) of the Land Grant and the carrying out, inspecting, checking and supervising of the works under Special Condition No.3(b) of the Land Grant and any other works which the Director may consider necessary in the Green Area;

(ii) permit the Government and the relevant public utility companies authorized by the Government with or without tools, equipment, plant, machinery or motor vehicles, the right of free and uninterrupted ingress, egress and regress free of charge to, from and through the lot and the Green Area as the Government or the relevant public utility companies may require for the purpose of any works to be carried out in, upon or under the Green Area or any adjoining land including but not limited to the laying and subsequent maintenance of all pipes, wire, conduits, cable-ducts and other conducting media and ancillary equipment necessary for the provision of telephone, electricity, gas (if any) and other services intended to serve the lot or any adjoining or neighbouring land or premises, and the Grantee shall co-operate fully with the Government and also with the relevant public utility companies duly authorized by the Government on all matters relating to any of the aforesaid works to be carried out within the Green Area; and

(iii) permit the officers of the Water Authority and such other persons as may be authorized by them with or without tools, equipment, plant, machinery or motor vehicles, the right of free and uninterrupted ingress, egress and regress free of charge to, from and through the lot and the Green Area as the officers of the Water Authority or such authorized persons may require for the purpose of carrying out any works in relation to the operation, maintenance, repairing, replacement and alteration of any other waterworks installations within the Green Area.

(b) The Government shall have no liability in respect of any loss, damage, nuisance or disturbance whatsoever and howsoever caused to or suffered by the Grantee or any person arising whether directly or indirectly out of or incidental to the exercise of the rights by the Government, the Director and his officers, contractors, agents, workmen, the officers of the Water Authority and any persons or public utility companies duly authorized under Special Condition No.6(a) of the Land Grant, and no claim whatsoever shall be made against the Government by the Grantee in respect of any such loss, damage, nuisance or disturbance.

H. Special Condition no. 11(c) of the Land Grant provides that:

Subject to the Conditions of the Land Grant, upon development or redevelopment of the lot or any part thereof:

(a) The Grantee shall at his own expense submit to the Director of Buildings (“the D of B”) for his written approval a plan indicating such portion or portions of the lot or building or buildings erected or to be erected thereon at or within which greening (including but not limited to the provision of live plants with soil base) will be provided and maintained (“the Greenery Area”), the layout and size of the Greenery Area and such other information (including but not limited to the location and particulars of the building works for the Greenery Area) as the D of B may require or specify at his sole discretion (which submission with plan is hereinafter referred to as “the Greenery Submission”). The decision of the D of B as to what constitutes the provision of greening under the Greenery Submission and which portion or portions of the lot or building or buildings constitute the Greenery Area shall be final and binding on the Grantee. The aforesaid submission as approved by the D of B is hereinafter referred to as “the Approved Greenery Submission”;

(b) the Grantee shall at his own expense implement and complete the building works for the Greenery Area in accordance with the Approved Greenery Submission and shall thereafter maintain the same in all respects

to the satisfaction of the D of B. No amendment, variation, alteration, modification or substitution of the Approved Greenery Submission or the plan indicating the Greenery Area shall be made without the prior written approval of the D of B.

I. Special Condition no. 13(c) of the Land Grant provides that the Grantee shall at his own expense maintain the recreational facilities and facilities ancillary thereto within the lot which are exempted from the gross floor area calculation pursuant to the provisions of the Land Grant (“the Exempted Facilities”) in good and substantial repair and condition and shall operate the Exempted Facilities to the satisfaction of the Director. The Exempted Facilities shall only be used by the residents of the Development and their bona fide visitors and by no other persons.

J. Special Condition no. 15 of the Land Grant provides that the Grantee shall at his own expense landscape and plant with trees and shrubs any portion of the lot and podium (if any) not built upon and thereafter maintain the keep the same in a safe, clean, neat, tidy and healthy condition all to the satisfaction of the Director.

K. Special Condition nos. 24(a)(i),(ii),(iii), (b)(i), C(i) of the Land Grant provides that:

(a) Spaces shall be provided within the lot to the satisfaction of the Commissioner for Transport (the “C for T”) for the parking of motor vehicles licensed under the Road Traffic Ordinance, any regulations made thereunder and any amending legislation, and belonging to the residents of the Development and their bona fide guests, visitors or invitees according to a prescribed rate (“the Residential Parking Spaces”).

(b) Additional spaces for the parking of motor vehicles licensed under the Road Traffic Ordinance, any regulations made thereunder and any amending legislation, and belonging to the residents of the Development and their bona fide guests, visitors or invitees shall be provided according to a prescribed rate (“the Visitors’ Parking Spaces”).

(c) Out of the spaces provided under Special Condition nos. 24(a)(i)(I) and (a)(iii) of the Land Grant, the Grantee shall reserve and designate spaces for the parking of motor vehicles by disabled persons as defined in the Road Traffic Ordinance, any regulations made thereunder and any amending legislation as the Building Authority may require or approve provided a certain provisions should be observed in reserving and designating the same (“the Parking Spaces for Disabled Persons”).

L. Special Condition no. 24(c) of the Land Grant provides that spaces shall be provided within the lot to the satisfaction of the Director for the parking of motor cycles licensed under the Road Traffic Ordinance, any regulations made thereunder and any amending legislation, and belonging to the residents of the Development and their bona fide guests, visitors or invitees according to a prescribed rate (“the Motor Cycle Parking Spaces”).

M. Special Condition no. 26 of the Land Grant provides that spaces shall be provided within the lot to the satisfaction of the Director for the parking of bicycles belonging to the residents of the Development and their bona fide guests, visitors or invitees according to a prescribed rate.

N. Special Condition no. 25 of the Land Grant provides that spaces shall be provided within the lot to the satisfaction of the Director for the loading and unloading of goods vehicles according to a prescribed rate and such spaces shall not be used for any purpose other than for the loading and unloading of goods vehicles in connection with the Development.

O. Special Condition no. 31 of the Land Grant provides that the Grantee shall maintain all parking, loading and unloading spaces and other areas, including but not restricted to the lifts, landings and manoeuvring and circulation areas in accordance with the car park layout plan approved by and deposited with the Director.

P. Special Condition no. 33 of the Land Grant provides that:

(a) The Grantee acknowledges that as at the date of the Land Grant, there are the Existing Graves within the Hatched Blue Areas. Before the Pedestrian Walkway has been completed in all respects to the satisfaction of the Director, the Grantee shall at all reasonable times permit the Government and all members of the public to have free and uninterrupted access and without payment of any nature whatsoever to pass and repass on foot on, along or through the shortest possible route within the lot from Ma Wo Road to the Existing Graves and vice versa in all respects to the satisfaction of the Director and the shall at his own expense uphold, maintain and repair such route in good and substantial repair and condition in all respects to the satisfaction of the Director.

(b) (i) The Grantee shall on or before the 31st day of March 2026* or such other date as may be approved by the Director, at the Grantee’s own expense and in all respects to the satisfaction of the Director lay, form, provide, construct and surface the Pedestrian Walkway from Ma Wo Road to the Existing Graves

and vice versa at such position, in such manner, with such materials and to such standards, levels, alignment and designs as the Director shall approve.

*Note:

The date has been amended to 30 September 2026 pursuant to the letter from the District Lands Office / Tai Po of the Lands Department dated 23 July 2024

- (ii) Upon completion of the Pedestrian Walkway, the Grantee shall at all reasonable times throughout the term of the Land Grant permit the Government and all members of the public to have free and uninterrupted access and without payment of any nature whatsoever to pass and repass on foot on, along or through the Pedestrian Walkway to and from the Existing Graves.
- (c) The Grantee shall throughout the term hereby agreed to be granted at his own expense uphold, maintain and repair the Pedestrian Walkway in good and substantial repair and condition in all respects to the satisfaction of the Director.
- (d) The Government shall have no responsibility or liability for any loss, damage, nuisance, disturbance, death or injury whatsoever and howsoever caused to or suffered by the Grantee or any other person arising whether directly or indirectly out of or incidental to the fulfilment or non-fulfilment of the Grantee's obligations under Special Condition nos. 33(a), (b) and (c) of the Land Grant or the exercise of the right of passage by the public conferred under Special Condition nos. 33 (a) and (b)(ii) of the Land Grant or otherwise, and no claim whatsoever shall be made against the Government by the Grantee in respect of any such loss, damage, nuisance, disturbance, death or injury.
- (e) The Grantee shall indemnify and keep indemnified the Government from and against all liabilities, claims, losses, damages, expenses, charges, costs, demands, actions and proceedings whatsoever and howsoever arising whether directly or indirectly out of or in connection with the fulfilment or non-fulfilment of the Grantee's obligations under Special Condition nos. 33(a), (b) and (c) of the Land Grant.

Q. Special Condition no. 34 of the Land Grant provides that:

- (a) The Grantee acknowledges that as at the date of the Land Grant, there may be Possible Graves. The Grantee shall be deemed to have satisfied himself as to and have accepted the state and condition of the lot as existing on the date of the Land Grant subject to the presence of the Possible Graves and no objection or claim of whatsoever nature shall be made or raised by the Grantee in respect of or on account of the same. The Grantee shall not interfere with, remove or relocate or permit or suffered to be interfered with, removed or relocated any of the Possible Graves without the prior written approval of the Director. The Grantee shall at all reasonable times permit the Government and all members of the public to have free and uninterrupted access and without payment of any nature whatsoever to pass and repass on foot on, along or through the shortest possible route within the lot from Ma Wo Road to the Possible Graves and vice versa in all respects to the satisfaction of the Director and the Grantee shall at his own expense uphold, maintain and repair such route in good and substantial repair and condition in all respects to the satisfaction of the Director. For the purpose of this sub-clause, the decision of the Director as to what constitutes all reasonable times shall be final and binding on the Grantee.
- (b) The Government shall have no responsibility or liability for any loss, damage, nuisance, disturbance, death or injury whatsoever and howsoever caused to or suffered by the Grantee or any other person arising whether directly or indirectly out of or incidental to the fulfilment or non-fulfilment of the Grantee's obligations under Special Condition no. 34(a) of the Land Grant or the exercise of the right of passage by the public conferred under Special Condition no. 34(a) of the Land Grant or otherwise, and no claim whatsoever shall be made against the Government by the Grantee in respect of any such loss, damage, nuisance, disturbance, death or injury.
- (c) The Grantee shall indemnify and keep indemnified the Government from and against all liabilities, claims, losses, damages, expenses, charges, costs, demands, actions and proceedings whatsoever and howsoever arising whether directly or indirectly out of or in connection with the fulfilment or non-fulfilment of the Grantee's obligations under Special Condition no. 34(a) of the Land Grant.
- (d) In the event that approval for the removal or relocation of any of the Possible Graves is given, the Grantee shall be responsible for the clearance, removal or relocation thereof at his own expense and shall indemnify and keep indemnified the Government from and against all liabilities, claims (including "Tun Fu" ceremonies), losses, damages, expenses, charges, costs, demands, actions and proceedings whatsoever and howsoever arising whether directly or indirectly out of or in connection with the clearance, removal or relocation of the Possible Graves or any of them.

R. Special Condition no. 36 of the Land Grant provides that:

- (a) where there is or has been any cutting away, removal or setting back of any land, or any building-up or filling-in or any slope treatment works of any kind whatsoever, whether with or without the prior written consent of the Director, either within the lot or on any Government land, which is or was done for the purpose of or in connection with the formation, levelling or development of the lot or any part thereof or any other works required to be done by the Grantee under the provisions of the Land Grant, or for any other purpose, the Grantee shall at his own expense carry out and construct such slope treatment works, retaining walls or other support, protection, drainage or ancillary or other works as shall or may then or at any time thereafter be necessary to protect and support such land within the lot and also any adjacent or adjoining Government or leased land and to obviate and prevent any falling away, landslip or subsidence occurring thereafter. The Grantee shall at all times during the term of the Land Grant maintain at his own expense the said land, slope treatment works, retaining walls or other support, protection, drainage or ancillary or other works in good and substantial repair and condition to the satisfaction of the Director.
- (b) In the event that as a result of or arising out of any formation, levelling, development or other works done by the Grantee or owing to any other reason, any falling away, landslip or subsidence occurs at any time, whether in or from any land, within the lot or from any adjacent or adjoining Government or leased land, the Grantee shall at his own expense reinstate and make good the same to the satisfaction of the Director and shall indemnify and keep indemnified the Government, from and against all liabilities, claims, losses, damages, expenses, charges, costs, demands, actions and proceedings whatsoever and howsoever arising whether directly or indirectly out of or in connection with such falling away, landslip or subsidence.
- (c) The Director shall be entitled by notice in writing to call upon the Grantee to carry out, construct and maintain the said land, slope treatment works, retaining walls or other support, protection and drainage or ancillary or other works or to reinstate and make good any falling away, landslip or subsidence, and if the Grantee shall neglect or fail to comply with the notice to the satisfaction of the Director within the period specified therein, the Director may forthwith execute and carry out any necessary works and the Grantee shall on demand repay to the Government the cost thereof, together with any administrative or professional fees and charges.

S. Special Condition no. 38 of the Land Grant provides that where prestressed ground anchors have been installed, upon development or redevelopment of the lot or any part thereof, the Grantee shall at his own expense carry out regular maintenance and regular monitoring of the prestressed ground anchors throughout their service life to the satisfaction of the Director and shall supply to the Director such reports and information on all such monitoring works as the Director may from time to time in his absolute discretion require. If the Grantee shall neglect or fail to carry out the required monitoring works, the Director may forthwith execute and carry out the monitoring works and the Grantee shall on demand repay to the Government the cost thereof.

T. Special Condition no. 39 of the Land Grant provides that:

- (a) The Grantee shall at his own expense, in such manner, with such materials and to such standards, levels, alignment and design as the Director shall approve, carry out and complete to the satisfaction of the Director such geotechnical investigations, slope treatment, landslide preventive, mitigation and remedial works and such site formation works, geotechnical and slope works on the area shown coloured green hatched black on the plan annexed to the Land Grant ("the Green Hatched Black Area") as the Director at his absolute discretion may require and shall, at all times during the term of the Land Grant, at the Grantee's own expense, maintain in good and substantial repair and condition to the satisfaction of the Director the Green Hatched Black Area including all land, slope treatment works, earth-retaining structures, drainage and any other works therein and thereon. In the event that any landslip, subsidence or falling away occurs within the Green Hatched Black Area at any time during the term hereby agreed to be granted, the Grantee shall at his own expense reinstate and make good the same to the satisfaction of the Director together with any adjacent or adjoining areas which, in the opinion of the Director (whose opinion shall be final and binding on the Grantee), have also been affected. The Grantee shall indemnify and keep indemnified the Government from and against all liabilities, claims, losses, damages, expenses, charges, costs, demands, actions and proceedings whatsoever and howsoever arising whether directly or indirectly out of or in connection with such landslip, subsidence or falling away. The Grantee shall ensure at all times that there shall be no illegal excavation or dumping on the Green Hatched Black Area and, subject to the prior written approval of the Director, the Grantee may erect fences or other barriers within the Green Hatched Black Area for the prevention of such illegal excavation or dumping. In addition to any other rights or remedies the Government may have in respect of any breach of the conditions of the Land Grant, the Director may at any

time by notice in writing call upon the Grantee to carry out such geotechnical investigations, slope treatment, landslide preventive, mitigation and remedial works and such site formation works, geotechnical and slope works within such period as the Director at his absolute discretion may require and to maintain, reinstate and make good any land, structure or works affected by such landslip, subsidence or falling away, and if the Grantee shall neglect or fail to comply with such notice to the satisfaction of the Director within the period specified therein, the Director may, after the expiry of such period, execute and carry out the required works and the Grantee shall on demand repay to the Government the cost thereof, such sum to be determined by the Director whose determination shall be final and binding on the Grantee.

- (b) Notwithstanding Special Condition nos. 39(a) of the Land Grant, the obligations and rights of the Grantee in respect of the Green Hatched Black Area or any part thereof under Special Condition nos. 39(a) shall absolutely determine upon the Government giving to the Grantee notice to that effect, and no claim whatsoever shall be made against the Government by the Grantee in respect of any loss, damage or disturbance suffered or any expense incurred as a result of such determination. However, such determination shall be without prejudice to any rights or remedies of the Government in respect of any antecedent breach, non-performance or non-observance of Special Condition nos. 39(a) of the Land Grant by the Grantee.

U. Special Condition no. 40 of the Land Grant provides that:

- (a) The Grantee hereby acknowledges and accepts that the lot may be affected by landslide and boulder fall hazards arising from the areas within the lot and the area outside the lot shown edged by a peeked green line for identification purpose on the plan annexed to the Land Grant (“the Edged Pecked Green Area”) due to the nature of the natural terrain.
- (b) (i) The Grantee shall at his own expense carry out and complete in all respects to the satisfaction of the Director a geotechnical investigation (“the Investigation”) within the lot and the Edged Pecked Green Area for the purpose of studying the natural terrain landslide and boulder fall hazards.
- (ii) The findings of the Investigation shall include but not be limited to a proposal for carrying out, completing and maintaining all necessary mitigation and stabilisation works and associated works, including works to provide access for the subsequent maintenance of the completed mitigation and stabilisation works and associated works (“the Maintenance Access”), to be constructed within the lot and on the Edged Pecked Green Area in all respects to the satisfaction of the Director (“the Approved Mitigation Proposal”) to protect any building or buildings and structure or structures erected or to be erected on the lot and the residents and occupiers therein and their bona fide guests, visitors or invitees from landslide and boulder fall hazards arising from the lot or the Edged Pecked Green Area. Any access proposed outside the lot and the Edged Pecked Green Area for the subsequent maintenance of the completed mitigation and stabilization works and associated works shall be subject to separate prior written approval of the Director and if approved, shall form part of the Maintenance Access, and the proposal for works to provide such access as approved by the Director shall form part of the Approved Mitigation Proposal.
- (iii) The Grantee acknowledges that as at the date of the Land Grant, there are graves, structures and footpaths existing within the Edged Pecked Green Area. The Grantee shall not demolish, damage, remove, interfere with, disturb, obstruct, close, alter, divert or relocate the graves, structures and footpaths existing within the Edged Pecked Green Area. The Grantee shall at all times, and particularly when carrying out the Investigation or carrying out, completing, inspecting and maintaining the Inside Works or the Outside Works respectively referred to in Special Condition no. 40(c) of the Land Grant, take or cause to be taken all proper measures, care, skill and precautions in all respects to the satisfaction of the Director to avoid causing any damage, interference with, disturbance or obstruction to the graves, structures and footpaths existing within the Edged Pecked Green Area.
- (iv) No ground investigation, mitigation and stabilization works and associated works, including works for the Maintenance Access, shall be carried out on the Edged Pecked Green Area or any Government land or any part of any of them without the prior written approval of the Director. For this purpose, “ground investigation” shall be as defined in the Buildings Ordinance, any regulations made thereunder and any amending legislation.
- (c) The Grantee shall on or before the 31 March 2026* or such other date as may be approved by the Director, at the Grantee’s own expense carry out and complete in all respects to the satisfaction of the Director such mitigation and stabilisation works and associated works, including works for the Maintenance Access, within the lot (“the Inside Works”) and on the Edged Pecked Green Area or any other Government land

(“the Outside Works”) in accordance with the Approved Mitigation Proposal as the Director in his absolute discretion shall approve or require. No part of the lot, building or buildings and structure or structures erected or to be erected on the lot which may be affected by landslide and boulder fall hazards as identified in the Investigation shall be occupied by any residents or occupiers and their bona fide guests, visitors or invitees before completion of the Inside Works and the Outside Works.

*Note:

The date has been amended to 30 September 2026 pursuant to the letter from the District Lands Office / Tai Po of the Lands Department dated 23 July 2024

- (d) For the avoidance of doubt, subject to Special Condition no. 40(f) of the Land Grant, the Grantee shall not be required to carry out further geotechnical investigation, mitigation and stabilisation works and associated works on the Edged Pecked Green Area or other Government land on completion of the Investigation and the Outside Works in all respects to the satisfaction of the Director.
- (e) The Grantee shall at his own expense register at the Land Registry against the lot a plan approved by the Director indicating the locations, nature and scope of the Inside Works and the Outside Works and the location and extent of the areas of the lot and the Government land on which the Grantee may require or be required to carry out the maintenance works, including the areas of the lot and the Government land where the Grantee may require or be required by the Director to carry out clearance of landslide debris or boulders under Special Condition no. 40(f) (“the Natural Terrain Hazard Mitigation and Stabilization Works Plan”).
- (f) (i) The Grantee shall at all times during the term of the Land Grant, maintain at his own expense the Inside Works and the Outside Works in good and substantial repair and condition in all respects to the satisfaction of the Director to ensure that the Inside Works and the Outside Works shall continue to perform their designed functions. The maintenance works shall include but not be limited to clearance of landslide debris or boulders fallen onto the Inside Works or the Outside Works or onto the areas of the lot or the Government land shown on the Natural Terrain Hazard Mitigation and Stabilization Works Plan.
- (ii) In addition to any rights or remedies the Government may have against the Grantee for breach of the Grantee’s obligations to maintain the Inside Works and the Outside Works as provided, the Director shall be entitled by notice in writing to call upon the Grantee to carry out such maintenance works to the Inside Works and the Outside Works within such period as the Director shall in his absolute discretion deem fit. If the Grantee shall neglect or fail to comply with such notice in all respects to the satisfaction of the Director within the period specified therein, the Director may forthwith execute and carry out the required maintenance works and the Grantee shall on demand repay the Government the cost thereof, together with such supervisory and overhead charges as may be fixed by the Director or by his duly authorized officers whose determination shall be final and binding on the Grantee.
- (g) For the purposes only of carrying out the Investigation and carrying out, completing, inspecting and maintaining the Inside Works and the Outside Works, the Grantee shall have the right of ingress and egress to and from the Edged Pecked Green Area and any other Government land where he may require or be required to carry out maintenance works, including clearance of landslide debris or boulders fallen onto the Inside Works or the Outside Works or onto the areas of the lot or the Government land shown on the Natural Terrain Hazard Mitigation and Stabilization Works Plan, subject to such terms and conditions as may be imposed by the Director at his sole discretion.
- (h) In the event that as a result of or arising out of carrying out the Investigation or carrying out, inspecting, checking, supervising and maintaining the Inside Works or the Outside Works, any damage is done to the Edged Pecked Green Area or any other Government land, the Grantee shall make good such damage at his own expense within such time limit as shall be determined by the Director at his absolute discretion and in all respects to the satisfaction of the Director. In the event of the non-fulfilment of the Grantee’s obligations under this sub-clause within the time limit as aforesaid, the Director may forthwith execute and carry out the required works and the Grantee shall on demand repay the Government the cost thereof, together with such supervisory and overhead charges as may be fixed by the Director or by his duly authorized officers whose determination shall be final and binding on the Grantee.
- (i) The Grantee shall at all times permit the Government, the Director and his officers, contractors, agents, workmen and any persons authorized by the Director with or without tools, equipment, plant, machinery or motor vehicles, the right of free and uninterrupted ingress, egress and regress free of charge to, from and through the lot or any part thereof and any building or buildings erected or to be erected thereon for the

purpose of inspecting, checking and supervising any works required to be carried out by the Grantee under Special Condition nos. 40(b), (c), (f) and (h) of the Land Grant and carrying out, inspecting, checking and supervising any works under Special Condition nos. (f)(ii) and (h) of the Land Grant or any other works which the Director may consider necessary.

- (j) The Government shall have no responsibility or liability for any loss, damage, nuisance or disturbance whatsoever and howsoever caused to or suffered by the Grantee or any other person arising whether directly or indirectly out of or incidental to the fulfilment or non-fulfilment of any of the Grantee's obligations under Special Condition nos. 40(b), (c), (f) and (h) of the Land Grant or the exercise of the Grantee's right under Special Condition no. 40(g) of the Land Grant or the exercise of any of the rights by the Government, the Director or his officers, contractors, agents, workmen or any persons authorized by the Director under sub-clauses Special Condition nos. 40(f)(ii), (h) and (i) of the Land Grant or otherwise, and no claim whatsoever shall be made against the Government by the Grantee in respect of any such loss, damage, nuisance or disturbance.
 - (k) The Grantee shall indemnify and keep indemnified the Government from and against all liabilities, claims, losses, damages, expenses, charges, costs, demands, actions and proceedings whatsoever and howsoever arising whether directly or indirectly out of or in connection with any works being carried out or having been carried out by the Grantee pursuant to the terms of this Special Condition or any omission, neglect or default by the Grantee in carrying out the Investigation or in the design, construction and maintenance of the Inside Works or the Outside Works including but without limitation to any damage to or loss of properties, loss of life and personal injuries.
 - (l) Notwithstanding Special Condition nos. 40(b), (c), (f), (g) and (h) of the Land Grant, the obligations and rights of the Grantee in respect of the Edged Pecked Green Area and any other Government land or any part thereof under this Special Condition shall absolutely determine upon the Government giving to the Grantee notice to that effect, and no claim whatsoever shall be made against the Government by the Grantee in respect of any loss, damage or disturbance suffered or any expense incurred as a result of such determination. However, such determination shall be without prejudice to any rights or remedies of the Government in respect of any antecedent breach, non-performance or non-observance of Special Condition nos. 40(b), (c), (f), (g) and (h) of the Land Grant by the Grantee.
- V. Special Condition no. 41 of the Land Grant provides that :
- (a) In the event of earth, spoil, debris, construction waste or building materials ("the waste") from the lot, or from other areas affected by any development of the lot being eroded, washed down or dumped onto public lanes or roads or into or onto road-culverts, foreshore or seabed, sewers, storm-water drains or nullahs or other Government properties ("the Government properties"), the Grantee shall at his own expense remove the waste from and make good any damage done to the Government properties. The Grantee shall indemnify and keep indemnified the Government from and against all liabilities, claims, losses, damages, expenses, charges, costs, demands, actions and proceedings whatsoever and howsoever arising whether directly or indirectly out of or in connection with any damage or nuisance to private property caused by such erosion, washing down or dumping.
 - (b) The Director may (but is not obliged to), at the request of the Grantee, remove the waste from and make good any damage done to the Government properties and the Grantee shall pay to the Government on demand the cost thereof.
- W. Special Condition no. 43 of the Land Grant provides that:-
- (a) The Grantee shall construct and maintain at his own expense and to the satisfaction of the Director such drains and channels, whether within the boundaries of the lot or on Government land, as the Director may consider necessary to intercept and convey into the nearest stream-course, catchpit, channel or Government storm-water drain all storm-water or rain-water falling or flowing on to the lot, and the Grantee shall be solely liable for and shall indemnify and keep indemnified the Government and its officers from and against all liabilities, claims, losses, damages, expenses, charges, costs, demands, actions and proceedings whatsoever and howsoever arising whether directly or indirectly out of or in connection with any damage or nuisance caused by such storm-water or rain-water.
 - (b) The works of connecting any drains and sewers from the lot to the Government storm-water drains and sewers, when laid and commissioned, may be carried out by the Director who shall not be liable to the Grantee for any loss or damage thereby occasioned and the Grantee shall pay to the Government on demand the cost of such connection works. Alternatively, the said connection works may be carried out by the

Grantee at his own expense and to the satisfaction of the Director and in such case any section of the said connection works which is constructed within Government land shall be maintained by the Grantee at his own expense and upon demand be handed over by the Grantee to the Government for future maintenance thereof at the expense of the Government and the Grantee shall pay to the Government on demand the cost of the technical audit in respect of the said connection works. The Director may, upon failure of the Grantee to maintain any section of the said connection works which is constructed within Government land, carry out such maintenance works as he considers necessary and the Grantee shall pay to the Government on demand the cost of such works.

X. Special Condition no. 44 of the Land Grant provides that:

- (a) The Grantee shall within six calendar months from the date of the Land Grant or such other period as may be approved by the Director, at the Grantee's own expense and in all respects to the satisfaction of the Director submit or cause to be submitted to the Director for his approval in writing a noise impact assessment ("the NIA") on and associated with the development of the lot containing, among others, such information and particulars as the Director may require including but not limited to all adverse noise impacts on and as may arise from the development of the lot, and recommendations for mitigation measures, improvement works and other measures and works ("the Noise Mitigation Measures").
- (b) The Grantee shall, at his own expense and within such time limit as may be stipulated by the Director, carry out and implement the Noise Mitigation Measures contained in the NIA as approved by the Director ("the Approved Noise Mitigation Measures") in all respects to the satisfaction of the Director.
- (c) The Grantee hereby expressly acknowledges and agrees that the Grantee shall have the sole responsibility to carry out and implement at his own expense the Approved Noise Mitigation Measures in all respects to the satisfaction of the Director. The Government shall have no responsibility or liability for any loss, damage, nuisance or disturbance whatsoever and howsoever caused to or suffered by the Grantee or any other person arising whether directly or indirectly out of or incidental to the fulfilment or non-fulfilment of the Grantee's obligations under this Special Condition or otherwise, and no claim whatsoever shall be made against the Government by the Grantee in respect of any such loss, damage, nuisance or disturbance.

Y. Special Condition no. 45 of the Land Grant provides that:

In the event that the Approved Noise Mitigation Measures comprise the erection or construction of noise barrier(s) on the lot with projection extending beyond the boundary of the lot and over and above any adjoining Government land ("the Noise Barrier"), the following conditions shall apply:

- (a) the Grantee shall at his own expense design, erect and construct the Noise Barrier in accordance with the plans approved by the Building Authority and in all respects in compliance with the Buildings Ordinance, any regulations made thereunder and any amending legislation;
- (b) no foundation or support for the Noise Barrier may be erected on, upon or underneath any Government land adjoining the lot;
- (c) no alteration, addition, replacement or attachment whatsoever shall be made or affixed to or upon the Noise Barrier or any part(s) thereof except with the prior written approval of the Director;
- (d) the Grantee shall at all times and at his own expense uphold, maintain and repair the Noise Barrier or (where approved by the Director) any replacement thereof in good and substantial repair and condition in all respects to the satisfaction of the Director, and if temporary road closure or traffic diversion shall be required for carrying out any works under this Special Condition, written agreement of the Commissioner for Transport on the temporary traffic management and arrangement shall have been obtained before commencement of any works;
- (e) the Noise Barrier shall not be used for any purpose other than as noise barrier, and except with the prior written consent of the Director, the Grantee shall not use or suffer or allow to be used the Noise Barrier or any part or parts thereof for advertising or for the display of any signs, notices or posters whatsoever;
- (f) subject to the prior written approval of the Director, the Grantee and his contractors, agents, workmen and any persons authorized by the Grantee shall be permitted to enter into the Government land adjoining the lot with or without tools, equipment, plant, machinery or motor vehicles for the purposes of carrying out any works under this Special Condition in relation to the part(s) of the Noise Barrier projecting over the Government land;

- (g) the Grantee shall at all times take such precautions as may be necessary to prevent any damage or injury being caused to any Government land adjoining the lot and the Noise Barrier or to any persons or vehicles entering or using any Government land adjoining the lot and the Noise Barrier as a result of the erection, construction, presence, inspection, repair, maintenance, cleaning, renewal, alteration, replacement, use, demolition or removal of the Noise Barrier or any part(s) thereof or the addition or attachment to the Noise Barrier or any part(s) thereof;
- (h) the Director shall, at any time and at his absolute discretion, have the right to serve upon the Grantee a written notice requiring the Grantee to demolish and remove any part or parts of the Noise Barrier that project over the Government land without any replacement within six calendar months from the date of the written notice and upon receipt of such written notice, the Grantee shall at his own expense demolish and remove the aforesaid part or parts of the Noise Barrier within such period as stipulated in such written notice and in all respects to the satisfaction of the Director;
- (i) in the event of the non-fulfilment of the Grantee's obligations under this Special Condition, the Director may carry out the necessary works and the Grantee shall pay to the Government on demand a sum equal to the cost of such works, such sum to be determined by the Director whose determination shall be final and binding on the Grantee;
- (j) the Grantee shall at all times permit the Government, the Director and his officers, contractors, agents, workmen and any persons authorized by the Director with or without tools, equipment, plant, machinery or motor vehicles, the right of free and unrestricted ingress, egress and regress free of charge to, from and through the lot or any part thereof and any building or buildings erected or to be erected thereon for the purpose of inspecting, checking and supervising any works to be carried out in accordance with Special Condition nos. 45(a), (d) and (h) of the Land Grant and carrying out any works in accordance with Special Condition no. 45(i) of the Land Grant or any other works which the Director may consider necessary;
- (k) the Government shall have no responsibility or liability for any loss, damage, nuisance or disturbance whatsoever and howsoever caused to or suffered by the Grantee or any other person arising whether directly or indirectly out of or incidental to the fulfilment or non-fulfilment of the Grantee's obligations under this Special Condition, the exercise by the Director of the right of entry under Special Condition no. 45(j) of the Land Grant or the carrying out of any works under Special Condition no. 45(i) of the Land Grant or otherwise, and no claim whatsoever shall be made against the Government by the Grantee in respect of any such loss, damage, nuisance or disturbance; and
- (l) the Grantee shall indemnify and keep indemnified the Government from and against all liabilities, claims, losses, damages, expenses, charges, costs, demands, actions and proceedings whatsoever and howsoever arising whether directly or indirectly out of or in connection with the fulfilment or non-fulfilment of the Grantee's obligations under this Special Condition, the exercise by the Director of the right of entry under Special Condition no. 45(j) of the Land Grant or the carrying out of any works under Special Condition no. 45(i) of the Land Grant.

Z. Special Condition no. 46 of the Land Grant provides that:

- (a) The Grantee shall within six calendar months from the date of the Land Grant or such other period as may be approved by the Director, at the Grantee's own expense and in all respects to the satisfaction of the Director of Drainage Services submit or cause to be submitted to the Director of Drainage Services for his approval in writing a drainage impact assessment ("DIA") on and associated with the development of the lot containing, among others, such information and particulars as the Director of Drainage Services may require including but not limited to all adverse drainage impacts on and as may arise from the development of the lot, and recommendations for mitigation measures, improvement works and other measures and works.
- (b) The Grantee shall at his own expense and within such time limit as may be stipulated by the Director of Drainage Services carry out and implement the recommendations contained in the DIA as approved by the Director of Drainage Services under Special Condition no. 46(a) of the Land Grant in all respects to the satisfaction of the Director of Drainage Services.
- (c) The Grantee hereby expressly acknowledges and agrees that the Grantee shall have the sole responsibility to carry out and implement at his own expense the recommendations contained in the DIA as approved by the Director of Drainage Services in all respects to the satisfaction of the Director of Drainage Services. The Government shall have no responsibility or liability for any loss, damage, nuisance or disturbance whatsoever and howsoever caused to or suffered by the Grantee or any other person arising whether directly or indirectly out of or incidental to the fulfilment or non-fulfilment of the Grantee's obligations under this

Special Condition or otherwise, and no claim whatsoever shall be made against the Government by the Grantee in respect of any such loss, damage, nuisance or disturbance.

AA. Special Condition no. 48 of the Land Grant provides that

- (a) The Grantee shall within such time limit as may be stipulated by the Director, at the Grantee's own expense, divert the existing drainage which is located within, adjoining or adjacent to the lot (other than the existing drainage within the Pink Cross-hatched Black Areas) in such manner, at such levels and locations, with such materials and to such standards, specification and design as the Director shall approve and in all respects to the satisfaction of the Director lay, form, provide and construct such sewers, drains, culverts, manholes with the new drainage for or in connection with the said diversion and thereafter maintain at the Grantee's own expense the new drainage in good and substantial repair and condition in all respects to the satisfaction of the Director.
- (b) In the event of the non-fulfilment of the Grantee's obligations under Special Condition no. 48(a) of the Land Grant within the time limit stipulated by the Director, the Government may carry out the necessary works at the cost of the Grantee who shall pay to the Government on demand a sum equal to the cost thereof, such sum to be determined by the Director whose determination shall be final and binding on the Grantee.
- (c) The Grantee shall at all times permit the Government, the Director and his officers, contractors, agents, workmen and any persons authorized by the Director with or without tools, equipment, plant, machinery or motor vehicles, the right of free and unrestricted ingress, egress and regress free of charge to, from and through the lot or any part thereof and any building or buildings erected or to be erected thereon for the purpose of inspecting, operating, maintaining, repairing, replacing and renewing the new drainage, inspecting, checking and supervising any works to be carried out in accordance with Special Condition no. 48(a) of the Land Grant and carrying out any works in accordance with Special Condition no. 48(b) of the Land Grant or any other works which the Director may consider necessary.
- (d) The Government shall have no responsibility or liability for any loss, damage, nuisance or disturbance whatsoever and howsoever caused to or suffered by the Grantee or any other person arising whether directly or indirectly out of or incidental to the fulfilment or non-fulfilment of the Grantee's obligations under Special Condition no. 48(a) of the Land Grant or the exercise by the Government, the Director or his officers, contractors, agents, workmen or other persons authorized by the Director of the rights under Special Condition nos. 48(b) and (c) of the Land Grant or otherwise, and no claim whatsoever shall be made against the Government by the Grantee in respect of any such loss, damage, nuisance or disturbance.
- (e) The Grantee shall indemnify and keep indemnified the Government from and against all liabilities, claims, losses, damages, expenses, charges, costs, demands, actions and proceedings whatsoever and howsoever arising whether directly or indirectly out of or in connection with the fulfilment or non-fulfilment of the Grantee's obligations under Special Condition no. 48(a) of the Land Grant or the exercise by the Government, the Director or his officers, contractors, agents, workmen or other persons authorized by the Director of the rights under Special Condition nos. 48(b) and (c) of the Land Grant.

BB. Special Condition no. 49 of the Land Grant provides that:

- (a) The Grantee shall within six calendar months from the date of the Land Grant or such other period as may be approved by the Director, at the Grantee's own expense and in all respects to the satisfaction of the Director of Environmental Protection submit or cause to be submitted to the Director of Environmental Protection for his approval in writing a sewerage impact assessment (the "SIA") on and associated with the development of the lot containing, among others, such information and particulars as the Director of Environmental Protection may require including but not limited to all adverse sewerage impacts on and as may arise from the development of the lot, and recommendations for mitigation measures, improvement works and other measures and works.
- (b) The Grantee shall at his own expense and within such time limit as may be stipulated by the Director of Environmental Protection carry out and implement the recommendations contained in the SIA as approved by the Director of Environmental Protection under Special Condition no. 49(a) of the Land Grant in all respects to the satisfaction of the Director of Environmental Protection and the Director of Drainage Services.
- (c) The Grantee hereby expressly acknowledges and agrees that the Grantee shall have the sole responsibility to carry out and implement at his own expense the recommendations contained in the SIA as approved by the Director of Environmental Protection in all respects to the satisfaction of the Director of Environmental Protection and the Director of Drainage Services. The Government shall have no responsibility or liability for

any loss, damage, nuisance or disturbance whatsoever and howsoever caused to or suffered by the Grantee or any other person arising whether directly or indirectly out of or incidental to the fulfilment or non-fulfilment of the Grantee's obligations under this Special Condition or otherwise, and no claim whatsoever shall be made against the Government by the Grantee in respect of any such loss, damage, nuisance or disturbance.

CC. Special Condition no. 50 of the Land Grant provides that:

- (a) The Grantee acknowledges that as at the date of the Land Grant, there is an existing high pressure gas pipeline running along Tolo Highway to the west of the lot which alignment is for identification purpose as delineated and shown by an orange line on the plan annexed to the Land Grant ("the High Pressure Gas Pipeline").
- (b) The Grantee shall within six calendar months from the date of the Land Grant or such other period as may be approved by the Director, at the Grantee's own expense and in all respects to the satisfaction of the Director and the Director of Electrical and Mechanical Services, submit or cause to be submitted to the Director and the Director of Electrical and Mechanical Services for their respective approval in writing a quantitative risk assessment ("the QRA") containing, among others such information and particulars as the Director and the Director of Electrical and Mechanical Services may require including but not limited to a quantitative risk assessment of the risks posed by the High Pressure Gas Pipeline and all gas installations in the vicinity of the lot and the development thereon and such other piece or pieces of land as the Director and the Director of Electrical and Mechanical Services may decide (as to which the decision of the Director and the Director of Electrical and Mechanical Services shall be final and binding on the Grantee) (such other piece or pieces of land are hereinafter collectively referred to as "the Land") and recommendations for mitigation measures, protection works and other measures and works to be carried out and implemented within the lot ("the Risk Mitigation Measures") to enable and ensure that the risks posed by the High Pressure Gas Pipeline and all gas installations in the vicinity of the lot and the development thereon and the Land comply with the Risk Guidelines as described in Section 4.4, Chapter 12 of the Hong Kong Planning Standards and Guidelines and any amending provisions issued by the Planning Department as adopted to assess the off-site risk levels of Potentially Hazardous Installations, and any other requirements as specified by the Director and the Director of Electrical and Mechanical Services or any of them.
- (c) The Grantee shall at his own expense and within such limit as may be stipulated by the Director and the Director of Electrical and Mechanical Services carry out and implement the Risk Mitigation Measures contained in the QRA as approved by the Director and the Director of Electrical and Mechanical Services under Special Condition no. 50(b) of the Land Grant ("the Approved Risk Mitigation Measures") in all respects to the satisfaction of the Director and the Director of Electrical and Mechanical Services. The Grantee shall thereafter throughout the term hereby agreed to be granted at his own expense maintain such structures or facilities that are constructed or installed to implement the Approved Risk Mitigation Measures in all respects to the satisfaction of the Director and the Director of Electrical and Mechanical Services.
- (d) The Grantee hereby expressly acknowledges and agrees that the Grantee shall have the sole responsibility to carry out and implement at his own expense the Approved Risk Mitigation Measures in all respects to the satisfaction of the Director and the Director of Electrical and Mechanical Services. The Government shall have no responsibility or liability for any loss, damage, nuisance or disturbance whatsoever and howsoever caused to or suffered by the Grantee or any other person arising whether directly or indirectly out of or incidental to the fulfilment or non-fulfilment of the Grantee's obligations under this Special Condition or otherwise, and no claim whatsoever shall be made against the Government by the Grantee in respect of such loss, damage, nuisance or disturbance.
- (e) The Grantee shall indemnify and keep indemnified the Government from and against all liabilities, claims, losses, damages, expenses, charges, costs, demands, actions and proceedings whatsoever and howsoever arising whether directly or indirectly out of or in connection with the fulfilment or non-fulfilment of the Grantee's obligations under Special Condition no. 50.

6. Lease conditions that are onerous to a purchaser:

A. Special Condition no. 14 of the Land Grant provides that

No tree growing on the lot or adjacent thereto shall be removed or interfered with without the prior written consent of the Director who may, in granting consent, impose such conditions as to transplanting, compensatory landscaping or replanting as he may deem appropriate.

B. Special Condition nos. 24(a)(iv), b(ii), c(ii) of the Land Grant provides that:

- (a) The Residential Parking Spaces and the Visitors' Parking Spaces shall not be used for any purpose other than for the parking of motor vehicles licensed under the Road Traffic Ordinance, any regulations made thereunder and any amending legislation, and belonging to the residents of the Development and their bona fide guests, visitors or invitees and in particular the said spaces shall not be used for the storage, display or exhibiting of motor vehicles for sale or otherwise or for the provision of motor vehicle cleaning and beauty services.
- (b) The Parking Spaces for Disabled Persons shall not be used for any purpose other than for the parking of motor vehicles by disabled persons as defined in the Road Traffic Ordinance, any regulations made thereunder and any amending legislation, and belonging to the residents of the Development and their bona fide guests, visitors or invitees and in particular the said spaces shall not be used for the storage, display or exhibiting of motor vehicles for sale or otherwise or for the provision of motor vehicle cleaning and beauty service.
- (c) The Motor Cycle Parking Spaces shall not be used for any purpose other than for the parking of motor cycles licensed under the Road Traffic Ordinance, any regulations made thereunder and any amending legislation, and belonging to the residents of the Development and their bona fide guests, visitors or invitees and in particular the said spaces shall not be used for the storage, display or exhibiting of motor vehicles for sale or otherwise or for the provision of motor vehicle cleaning and beauty services.

C. Special Condition no. 29 of the Land Grant provides that:

The Residential Parking Spaces and the Motor Cycle Parking Spaces shall not be

- (a) assigned except:
 - (i) together with a residential unit in the Development; or
 - (ii) to a person who is already the owner of a residential unit in the Development; or
- (b) underlet except to residents of the residential units in the Development

Provided that in any event not more than three in number of the total of the Residential Parking Spaces and the Motor Cycle Parking Spaces shall be assigned to the owner or underlet to the resident of any one residential unit in the Development.

D. Special Condition no. 2 of the Land Grant provides that:

- (a) The Grantee acknowledges that as at the date of the Land Grant, there are some buildings and structures existing on the lot ("the Existing Buildings and Structures"), and subject to the Special Condition no. 34 of Land Grant undertakes to demolish and remove, at the Grantee's own expense and in all respects to the satisfaction of the Director, the Existing Buildings and Structures from the lot. The Government will accept no responsibility or liability for any loss, damage, nuisance or disturbance whatsoever and howsoever caused to or suffered by the Grantee or any other person by reason of or arising whether directly or indirectly out of or incidental to the presence of the Existing Buildings and Structures or the subsequent demolition and removal of the Existing Buildings and Structures or otherwise, and no claim whatsoever shall be made against the Government by the Grantee in respect of any such loss, damage, nuisance or disturbance. The Grantee shall indemnify and keep indemnified the Government from and against all liabilities, claims, losses, damages, expenses, charges, costs, demands, actions and proceedings whatsoever and howsoever arising whether directly or indirectly out of or in connection with the presence of the Existing Buildings and Structures and the subsequent demolition and removal of the Existing Buildings and Structures.
- (b) Without prejudice to the generality of the provisions of General Condition No. (5) of the Land Grant, the Grantee shall be deemed to have satisfied himself as to and have accepted the state and condition of the lot as existing at the date of the Land Grant subject to the presence of the Existing Buildings and Structures and no objection or claim of whatsoever nature shall be made or raised against the Government by the Grantee in respect of or on account of the same.

E. Special Condition no. 42 of the Land Grant provides that:

The Grantee shall take or cause to be taken all proper and adequate care, skill and precautions at all times, and particularly when carrying out construction, maintenance, renewal or repair work ("the Works"), to avoid causing any damage, disturbance or obstruction to any Government or other existing drain, waterway or watercourse, water main, road, footpath, street furniture, sewer, nullah, pipe, cable, wire, utility service or any other works or

installations being or running upon, over, under or adjacent to the lot or any part thereof or the Green Area, the Green Hatched Black Area, the Edged Pecked Green Area, the Hatched Blue Areas or both the lot or any part thereof and the Green Area (“the Services”). The Grantee shall prior to carrying out any of the Works make or cause to be made such proper search and enquiry as may be necessary to ascertain the present position and levels of the Services, and shall submit his proposals for dealing with any of the Services which may be affected by the Works in writing to the Director for his approval in all respects, and shall not carry out any work whatsoever until the Director shall have given his written approval to the Works and to such aforesaid proposals. The Grantee shall comply with and at his own expense meet any requirements which may be imposed by the Director in respect of the Services in granting the aforesaid approval, including the cost of any necessary diversion, relaying or reinstatement. The Grantee shall at his own expense in all respects repair, make good and reinstate to the satisfaction of the Director any damage, disturbance or obstruction caused to the lot, the Green Area, the Green Hatched Black Area, the Edged Pecked Green Area, the Hatched Blue Areas or any part or parts of any one or more of them or any of the Services in any manner arising out of the Works (except for nullah sewer, storm-water drain or water main, the making good of which shall be carried out by the Director, unless the Director elects otherwise, and the Grantee shall pay to the Government on demand the cost of such works). If the Grantee fails to carry out any such necessary diversion, relaying, repairing, making good and reinstatement of the lot, the Green Area, the Green Hatched Black Area, the Edged Pecked Green Area, the Hatched Blue Areas or any part or parts of any one or more of them or any of the Services to the satisfaction of the Director, the Director may carry out any such diversion, relaying, repairing, making good or reinstatement as he considers necessary and the Grantee shall pay to the Government on demand the cost of such works.

F. General Condition no. (11) of the Land Grant provides that:

Upon any failure or neglect by the Grantee to perform, observe or comply with the provisions of the Land Grant the Government shall be entitled to re-enter upon and take back possession of the lot or any part thereof and all or any buildings, erections and works on the lot or any part thereof. Upon re-entry: (a) the Grantee’s right on the part of the lot re-entered shall absolutely cease and determine; (b) the Grantee shall not be entitled to any refund of premium, payment or compensation in respect of the value of the lot or the buildings thereon or any amount expended by the Grantee in the preparation, formation or development of the lot; and (c) any other rights, remedies and claims of the Government are not to be thereby prejudiced.

G. See 5 above.

Notes:

1. The expression “Grantee” as mentioned in this section means the purchaser under the Land Grant and where the context so admits or requires includes his executors, administrators and assigns and in case of a corporation its successors and assigns.
2. The expression “lot” as mentioned in this section means the lot granted in the Land Grant (i.e, the land).

1. 發展項目所位於的土地的地段編號：

大埔市地段第 243 號

2. 有關租契規定的年期：

由 2020 年 8 月 27 日起計 50 年

3. 適用於該土地的用途限制：

- A. 批地文件特別條款第 8 條規定該地段或其任何部分或其上之建築物或其任何部分不得用作私人住宅用途以外之用途。
- B. 批地文件特別條款第 53 條規定該地段內不得搭建或建造任何墳墓或骨灰龕，亦不可安葬或放置任何人類遺體或動物遺骸，不論置於陶泥金塔或骨灰盅或以其他方式安葬或放置等亦然。

4. 按規定須興建並提供予政府或供公眾使用的設施：

- A. 在批地文件附圖上以綠色顯示並須由承授人鋪設及塑造的若干未來公共道路的部分（「綠色範圍」）；以及地政總署署長（「署長」）全權酌情要求須由承授人提供及建造的停車處、橋樑、隧道、高架道路、下通道、溝渠、高架橋、行車天橋、行人路、道路或其他構築物（統稱「該等構築物」），致使綠色範圍可建造建築物及供車輛和行人往來。
- B. 在行人路（定義見下文）完工以前，該地段內由馬窩路通往位於毗連政府土地（該等政府土地在批地文件所夾附的圖則上以藍色斜線顯示（「藍色斜線範圍」））的兩個現存墳墓（「現存墳墓」）的路徑，須由承授人維持、保養及維修，致使署長滿意，以供政府和所有公眾人士自由且不間斷地通行。
- C. 須由承授人按署長批核情況在該地段內鋪設、塑造、提供、興建及鋪砌由馬窩路通向現存墳墓的行人路或行人徑（連同署長可能要求的樓梯、斜道及燈光）（「行人路」）。
- D. 該地段內由馬窩路通往可能於批地文件日期存在於該地段的墳墓、骨灰、甕或稱為「金塔」的含有人類遺骸的陶罐（「可能存在墳墓」）的路徑須由承授人維持、保養及維修，致使署長滿意，以供政府和所有公眾人士自由且不間斷地通行。
- E. 承授人須自費以署長批准的方式、物料、標準、規格及設計將位置於該地段內、毗鄰或毗連的現有水管理（批地文件所夾附的圖則上以粉紅色間交叉黑斜線顯示，並標上“D.R.”的範圍（「粉紅色間交叉黑斜線範圍」）內的現有水管理除外）改道至「署長」指定水平及位置，以及鋪設、塑造、提供、建造署長全權決定要求的下水道、排水溝、涵洞、帶蓋的沙井、通道和其他結構（「新水管」）以連接前述改道，其後由承授人自費保養新水管至良好和修繕妥當的狀態，致使署長在各方面滿意。

5. 有關承授人在該土地內外鋪設、塑造或作環境美化的任何範圍，或興建或維持任何構築物或設施的責任：

- A. 批地文件特別條款第 7 條規定發展項目須於 2026 年 3 月 31 日 * 或之前建成至適宜佔用。

* 備註：

根據地政總署大埔地政處日期為 2024 年 7 月 23 日的信函，此日期被更改為 2026 年 9 月 30 日

- B. 批地文件一般條款第 7 條規定承授人須於批租年期內：(i) 按經批准之設計和規劃及經批准之建築圖則保養所有建築物，不得作出變更或改動；及 (ii) 保養所有建築物至良好和修繕妥當的狀態。
- C. 批地文件一般條款第 9 條規定如任何批地文件條款訂明需要拓建的私家街、私家路及後巷仍屬於批地文件協定批授的範圍，承授人應自費在該處提供照明、路面、路緣石、排水渠、渠道及進行保養工程，致使署長在各方面滿意。署長可基於公眾利益按需要在該處執行或達致執行路燈安裝及維修工程，承授人須承擔路燈安裝工程的資本開支，並且允許工人和車輛自由進出該土地範圍，以便安裝及維修路燈。

- D. 批地文件特別條款第 3 條規定：

(a) 承授人須：

- (i) 於 2026 年 3 月 31 日 * 或之前或經署長批准的其他期限，自費以署長批准的方式和物料，按署長批准的標準、高度、定線及設計，致使署長在各方面滿意：

(I) 鋪設及塑造綠色範圍；及

(II) 提供及建造該等構築物；

致使綠色範圍可建造建築物及供車輛和行人往來；

* 備註：

根據地政總署大埔地政處日期為 2024 年 7 月 23 日的信函，此日期被更改為 2026 年 9 月 30 日

- (ii) 於 2026 年 3 月 31 日 * 或之前或經署長批准的其他期限內，自費於綠色範圍鋪設路面、建造路緣及渠道，以及按署長要求為此等設施提供溝渠、污水管、排水渠、有管道接駁總水管的消防栓、街燈、交通標誌、街道設施及道路標記，致使署長滿意；及

* 備註：

根據地政總署大埔地政處日期為 2024 年 7 月 23 日的信函，此日期被更改為 2026 年 9 月 30 日

- (iii) 自費保養綠色範圍、該等構築物及在該處所建造、安裝及提供之所有構築物、表面、溝渠、污水管、排水渠、消防栓、服務設施、街燈、交通標誌、街道設施、道路標記及植物，以令署長滿意，直至綠色範圍的管有權按照批地文件特別條款第 4 條交回予政府。

- (b) 若承授人未能按本特別條款第 3(a) 條之期限或其他署長批准的日期內履行本特別條款第 3(a) 條之責任，政府可進行所需之工程，惟費用由承授人支付，就此承授人須應政府要求向政府繳付一筆款項，數額等於上述工程之費用，該數額由署長釐定，此決定為最終決定並對承授人具約束力。

- (c) 就對承授人或任何其他人所造成或承授人或任何其他人士蒙受的任何損失、損壞、滋擾或干擾，不論是否因承授人履行特別條款第 3(a) 條的責任或政府行使特別條款第 3(b) 條的權利或其他原因而直接或間接引起或附帶的，政府概不承擔任何義務或責任；承授人亦不得針對政府就該等損失、損壞、滋擾或干擾提出任何申索。

- E. 批地文件特別條款第 4 條規定僅為了進行批地文件特別條款第 3 條指明須進行的工程，承授人將於批地文件日期該日被給予綠色範圍的管有權。綠色範圍須應政府要求交回政府，但無論如何，若署長發出信件表示批地文件各項條款已妥為履行致使其滿意，綠色範圍即被視為已於發信當天被承授人交回政府。承授人須在其管有綠色範圍期間的所有合理時間內，容許政府及公眾車輛及行人自由出入綠色範圍，致使署長在各方面滿意，並確保其通行不受根據批地文件特別條款第 3 條進行的或其他工程干擾或阻礙。

- F. 批地文件特別條款第 5 條規定未經署長事先書面同意，承授人不得使用綠色範圍作儲存用途或任何臨時構築物之建造或任何除進行批地文件特別條款第 3 條指明之工程外之用途。

- G. 批地文件特別條款第 6 條規定：

(a) 承授人須在其管有綠色範圍期間的所有合理時間內：

- (i) 允許政府、署長、其官員、承辦商、代理、工人及其他獲署長授權人士（可連同或不連同工具、設備、機器、機械或汽車）有權免費並不受干擾進出往返及穿越該地段及綠色範圍，以便視察、檢查及監督任何須按批地文件特別條款第 3(a) 條進行的工程，及進行、視察、檢查及監督根據批地文件特別條款第 3(b) 條進行的工程及任何其他署長認為有需要在綠色範圍內進行的工程；

- (ii) 允許政府及獲政府授權的相關公共事業公司（可連同或不連同工具、設備、機器、機械或汽車）應其要求免費、自由且不間斷地進出往返及穿越該地段及綠色範圍，以供其在綠色範圍或任何毗連土地之內、之上或之下進行任何工程，包括但不限於鋪設及於其後保養管道、電線、導管、電纜管道及其他傳導媒體及為向該地段或任何毗連或鄰近土地或處所提供電訊、電力、氣體（如有）及其他服務而所需的附屬設備。承授人須就有關任何上述於綠色範圍內進行之工程之所有事宜與政府及政府妥為授權的有關公共事業公司通力合作；及

- (iii) 授權之人士（可連同或不連同工具、設備、機器、機械或汽車）應其要求免費、自由且不間斷地進出往返及穿越該地段及綠色範圍，以進行任何與綠色範圍內之水務設施之操作、保養、維修、更換及改動有關的工程；

- (b) 就任何因政府、署長、其官員、承辦商、代理、工人、水務署官員及任何其他按批地文件特別條款第 6(a) 條獲授權之任何人士或公共事業公司行使權利直接或間接引起或附帶的，對承授人所造成或承授人蒙受的損失、損壞、滋擾或干擾，不論如何產生的，政府概不承擔任何責任，承授人不得就任何此等損失、損壞、滋擾或干擾向政府提出任何索賠。

- H. 批地文件特別條款第 11(c) 規定：

受制於批地文件各項條款，如該地段或其任何部分進行發展或重建：

- (a) 承授人應自費將一圖則提交屋宇署署長（「屋宇署署長」）以獲得其書面批准，該圖則顯示將於其中或其內提供和保養綠化（包括但不限於提供帶土基的活體植物）的該地段或在該地段之已或將建立的建築物之一部分或多於一部分（「綠化範圍」）、綠化範圍的佈局和大小以及屋宇署署長可全權酌情要求或指定的其他資訊（包括但不限於綠化範圍建築工程的位置和詳情）（該項連圖則之提交以下簡稱「該項綠化提交」）。屋宇署署長就關於何者構成該項綠化提交下之綠化提供及該地段或在該地段之已或

將建立的建築物之何一部分或何等部分構成綠化範圍的決定是最終決定，對承授人具有約束力。(上述獲屋宇署署長批准的提交以下簡稱「核准綠化提交」)；

- (b) 承授人應根據核准綠化提交自費進行並完成綠化範圍的建築工程及於之後保養綠化範圍，致使署長在各方面滿意。未經屋宇署署長的事先書面批准，不得對核准綠化提交或顯示綠化範圍的圖則進行任何修改、變更、更改、改動或替代。
- I. 批地文件特別條款第 13(c) 條規定承授人須自費保養該地段內按批地文件條款獲豁免計算總樓面面積的康樂設施及附屬設施(「獲豁免設施」)至良好和修繕妥當的狀態，並須運作獲豁免設施致使署長滿意。獲豁免設施只准供發展項目的住客及其真實訪客使用，並不得供其他人士使用。
- J. 批地文件特別條款第 15 條規定承授人須自費於該地段及未建於其上的平台(如有)任何部分內進行園景美化及種植樹木和灌木，並於其後自費將之保持及保養至安全、清潔、整齊、井然及健康的狀態，致使署長滿意。
- K. 批地文件特別條款第 24(a)(i)、(ii)、(iii)、(b)(i) 及 C(i) 條規定：
 - (a) 須於該地段內按指定比率提供若干車位，以供按《道路交通條例》、其附屬規例及任何修訂法例獲發牌，並屬於發展項目住客及其真正的客人、訪客或受邀者之汽車停泊(「住客車位」)，致使運輸署署長(以下簡稱「運輸署署長」)滿意。
 - (b) 須按指定比率提供若干額外車位，以供按《道路交通條例》、其附屬規例及任何修訂法例獲發牌，並屬於發展項目住客及其真正的客人、訪客或受邀者之汽車停泊(「訪客車位」)。
 - (c) 承授人須遵照建築事務監督所要求或批准(惟就保留及指定車位時必須遵守某些條款)，從批地文件特別條款第 24(a)(i)(I) 及 (a)(iii) 條所提供之車位之中按指定比率保留及指定若干車位，以供按《道路交通條例》、其附屬規例及任何修訂法例定義的傷殘人士之汽車停泊(「傷殘人士車位」)。
- L. 批地文件特別條款第 24(c) 條規定須於該地段內按一指定比率提供若干車位，以供按《道路交通條例》、其附屬規例及任何修訂法例獲發牌，並屬於發展項目住客及其真正的客人、訪客或受邀者之電單車停泊(「電單車停車位」)，致使署長滿意。
- M. 批地文件特別條款第 26 條規定須於該地段內按一指定比率提供若干車位，以供屬於發展項目住客及其真正的客人、訪客或受邀者之單車停泊，致使署長滿意。
- N. 批地文件特別條款第 25 條規定須於該地段內按一定比率提供若干車位供貨車上落貨，致使署長滿意，且該等車位不得用作與發展項目相關的貨車上落貨之外的其他用途。
- O. 批地文件特別條款第 31 條規定承授人須按經署長批准並存放於署長處之車場布局圖保養所有停車位、上落貨車位及其他範圍，包括但不限於升降機、樓梯平台及運轉及通道地方。
- P. 批地文件特別條款第 33 條規定：
 - (a) 承授人確認於批地文件的日期，藍色斜線範圍內有現存墳墓。在行人路完工並致使署長在各方面滿意前，承授人須容許政府及所有公眾人士於所有合理時間內免費、自由且不間斷地步行通過及往返、沿或穿過該地段內由馬窩路至現存墳墓的最短路線，反之亦然，致使署長在各方面滿意，並自費維護、保養和修葺該路徑，使該路徑處於良好和修繕妥當的狀態，並在各方面令署長滿意。
 - (b) (i) 承授人應在 2026 年 3 月 31 日*或署長批准的其他日期之前，自費並致使署長在各方面滿意的情況下，鋪設、塑造、提供、建造和鋪設由馬窩路通至現有墳墓的行人路，反之亦然，其位置、方式、用料及標準、高度、路線及設計均須經署長批准。
*備註：
根據地政總署大埔地政處日期為 2024 年 7 月 23 日的信函，此日期被更改為 2026 年 9 月 30 日
 - (ii) 行人路完工後，承授人在批地文件批租年期內須容許政府及所有公眾人士免費、自由且不間斷地步行通過及往返、沿或穿過行人路往返現存墳墓。
 - (c) 承授人在批地文件批租年期內須自費維護、保養和修葺行人路，使行人路處於良好和修繕妥當的狀態，致使署長在各方面滿意。
 - (d) 就對承授人或任何其他人士所造成或承授人或任何其他人士蒙受的任何損失、損壞、滋擾、干擾、死亡或傷害，不論是否因承授人履行批地文件特別條款第 33(a)、(b) 及 (c) 條的責任或公眾行使批地文件特別條款第 33(a) 及 (b)(ii) 條的通行權或其他原因而直接或間接引起或附帶的，政府概不承擔任何義務或責任，承授人亦不得針對政府就該等損失、損壞、滋擾、干擾、死亡或傷害提出任何申索。
 - (e) 承授人須就因承授人履行批地文件特別條款第 33(a)、(b) 及 (c) 條下的義務而直接或間接引起或與之有關之任何形式之責任、申索、損失、損害賠償、費用、開支、成本、索求、法律行動及訴訟，不論如何產生，彌償政府及使其維持獲彌償。

Q. 批地文件特別條款第 34 條規定：

- (a) 承授人確認於批地文件的日期，在該地段內有可能存在墳墓。承授人須被視為已對該地段於批地文件日期的現有狀態和狀況感到滿意並已接受，並受制於可能存在墳墓，以及承授人不得就此提出或提出任何性質的反對或申索。未經署長事先書面批准，承授人不得干擾、移除或遷移任何可能存在墳墓，或允許或遭受干擾、移除或遷移任何可能存在墳墓。承授人須容許政府及所有公眾人士於所有合理時間內免費、自由且不間斷地步行通過及往返、沿或穿過該地段內由馬窩路至可能存在墳墓的最短路線，反之亦然，致使署長在各方面滿意，並自費維護、保養和修葺該路徑，使該路徑處於良好和修繕妥當的狀態，並在各方面令署長滿意。就本分條而言，署長就關於何謂合理時間的決定是最終的，並對承授人具有約束力。
- (b) 就對承授人或任何其他人士所造成或承授人或任何其他人士蒙受的任何損失、損壞、滋擾、干擾、死亡或傷害，不論是否因承授人履行批地文件特別條款第 34(a) 條的責任或公眾行使批地文件特別條款第 34(a) 條的通行權或其他原因而直接或間接引起或附帶的，政府概不承擔任何義務或責任，承授人亦不得針對政府就該等損失、損壞、滋擾、干擾、死亡或傷害提出任何申索。
- (c) 承授人須就因承授人履行批地文件特別條款第 34(a) 條下的義務而直接或間接引起或與之有關之任何形式之責任、申索、損失、損害賠償、費用、開支、成本、索求、法律行動及訴訟，不論如何產生，彌償政府及使其維持獲彌償。
- (d) 假如拆除或搬遷任何可能存在墳墓獲得批准，承授人應自費負責清理、拆除或搬遷，以及須就清理、拆除或搬遷可能存在墳墓而直接或間接引起或與之有關之任何形式之責任、申索(包括「薈符」法事)、損失、損害賠償、費用、開支、成本、索求、法律行動及訴訟，不論如何產生，彌償政府及使其維持獲彌償。

R. 批地文件特別條款第 36 條規定：

- (a) 若有或曾有任何土地之削去、清除或後移，或任何種類的堆土、填土或斜坡整理工程，不論該等工程是否已獲署長事先書面同意，不論處於該地段內或任何政府土地上，不論其目的是為塑造、平整或發展該地段或承授人於批地文件條款下須進行的其他工程或為任何其他目的而進行，承授人須自費進行及建造該等有需要之斜坡整理工程、擋土牆或其他支撐、防護措施、排水系統或附屬或其他工程，以保護及支持該地段內的該等土地及任何相鄰或毗連之政府土地或已出租土地，及排除及預防其後發生的任何泥土剝落、山泥傾瀉或土地下陷。承授人須在整個批地文件批租年期內，自費保養上述土地、斜坡整理工程、擋土牆或其他支撐、防護措施、排水系統或附屬或其他工程，並保持在良好和修繕妥當的狀態，致使署長滿意。
- (b) 若由於承授人進行的塑造、平整、發展或者其他工程或其他任何原因而於任何時間內造成任何泥土剝落、山泥傾瀉或土地下陷，不論處於或來自該地段內的任何土地或來自任何相鄰或毗連之政府土地或已出租土地，承授人須自費修葺使之恢復原狀致使署長滿意，並須就直接或間接因該等泥土剝落、山泥傾瀉或土地下陷而起或與之有關之任何形式之責任、申索、損失、損害賠償、費用、開支、成本、索求、法律行動或其他程序彌償政府及使其維持獲彌償。
- (c) 署長有權書面要求承授人進行、建造及保養上述土地、斜坡整理工程、擋土牆、或其他支撐、防護措施和排水系統或附屬或其他工程，或就任何泥土剝落、山泥傾瀉或土地下陷進行修葺使之恢復原狀，且如承授人忽略或未能在指明期限內遵行該通知致使署長滿意，署長可立即執行和進行任何有需要的工程，而承授人須應要求向政府償還該工程的費用並連同任何行政及專業收費及開支。

S. 批地文件特別條款第 38 條規定若於發展或重新發展該地段或其任何部分時曾安裝預應力地錨，承授人須於該等預應力地錨的使用期限內自費進行定期保養及定期監測致使署長滿意，並且在署長不時全權酌情要求時提交上述監測的報告及資料。如承授人忽略或未能進行所須的監測工程，署長可立即執行和進行所須的工程，而承授人須應要求向政府歸還該工程的費用。

T. 批地文件特別條款第 39 條規定：

- (a) 承授人須自費、以須經署長批准的方式、物料及標準、高度、路線及設計在批地文件附圖上用綠色間黑斜線顯示的範圍(「綠色間黑斜線範圍」)進行與完成署長全權指定之岩土勘察、斜坡維護、山泥傾瀉預防、緩解及補救工程、地盤平整工程、岩土及斜坡工程，致使署長滿意。承授人必須於批地文件的整個批租年期內自費維持綠色間黑斜線範圍，包括內及其上的所有土地、斜坡處理工程、護土構築物、岩土構築物、排水渠及任何其他工程，以保持在良好和修繕妥當的狀況，致使署長滿意。如綠色間黑斜線範圍於批地文件的批租年期的任何時間發生山泥傾瀉、土地下陷或泥土剝落，承授人必須自費復原及修繕該部分並連同任何署長認為受影響的毗鄰或毗連土地(署長決定為最終決定並對承授人具約束力)，致使署長滿意。承授人須就一切因該等山泥傾瀉、土地下陷或泥土剝落而直接或間接導致之責任、申索、損失、損害賠償、費用、開支、成本、索求、法律行動及訴訟，不論如何產生，彌償政府及使其維持獲彌償。承授人須時刻確保綠色間黑斜線範圍不可進行非法挖掘

或傾倒廢物，及在署長書面同意之下承授人可在綠色間黑斜線範圍豎設圍欄或其他阻礙物以防止非法挖掘或傾倒廢物。除因違反批地文件任何條文而享有的權利或濟助外，署長可隨時以書面要求承授人在指定期間內進行指定之岩土勘察、斜坡維護、山泥傾瀉預防、緩解及補救工程、地盤平整工程、岩土及斜坡工程及維持、復原及修繕任何因受該等山泥傾瀉、土地下陷或泥土剝落所影響的土地、構築物或工程，且如承授人忽略或未能在指明期限內遵行該通知致使署長滿意，署長可在該指明期限結束後立即執行和進行任何必要的工程，且承授人須應要求向政府償還工程費用，其金額由署長決定，其決定為最終並對承授人具約束力。

- (b) 儘管批地文件特別條款第 39(a) 條規定，承授人在特別條款第 39(a) 條下對綠色間黑斜線範圍或其任何部分的義務和權利在政府向承授人發出通知即告終止，承授人不得就因該終止而遭受的任何損失、損害或干擾或所產生的任何費用向政府提出任何申索。不過，該終止並不影響政府就承授人因先前的違反、不履行或不遵守特別條款第 39(a) 條所擁有的權利及濟助。

U. 批地文件特別條款第 40 條規定：

- (a) 承授人確認並接受該地段可能受山泥傾瀉及礫石下墜危險所影響，危險來自於該地段內的區域和該地段外的區域的天然地形，這些區域在批地文件附圖上以綠色邊界虛線顯示（「綠色邊界虛線範圍」），以茲識別。
- (b) (i) 承授人須自費於該土地及綠色邊界虛線範圍內進行及完成岩土工程勘察（「勘察」），以了解天然地形山泥傾瀉及礫石下墜危險，致使署長在各方面滿意。
- (ii) 勘察結果應包括但不限於進行、完成和保養所有必要的緩解及鞏固工程及附帶工程的方案，包括為後續保養已完成的緩解及鞏固工程及附帶工程提供通道的工程（「保養通道」），通道將於該地段內及綠色邊界虛線範圍上建造，致使署長在各方面滿意（「經核准緩解方案」），以保護於建於或將建於該地段之上的任何建築物或構築物，及其內之任何住客及佔用人及其真實賓客、訪客及所邀請者免受因該地段及綠色邊界虛線範圍引起的山泥傾瀉及礫石下墜的危險。任何為後續保養已完成的緩解及鞏固工程及附帶工程而建議的位於該地段及綠色邊界虛線範圍外的通道須獲得署長的事先書面批准，而如批准，應構成保養通道的一部分，而由署長批准的提供該通道的工程方案應構成核准緩解方案的一部分。
- (iii) 承授人確認於批地文件的日期，在綠色邊界虛線範圍內現有墳墓、構築物及行人徑。承授人不得拆除、損壞、移除、干擾、擾亂、阻礙、關閉、改變、改道或遷移綠色邊界虛線範圍內現有的墳墓、構築物及行人徑。承授人須於所有時候，特別是在進行勘察或進行、完成、檢查和保養批地文件特別條款第 40(c) 條分別提及的內部工程或外部工程，採取或促使採取在各方面令署長滿意的適當措施、謹慎、技術和預防措施，以避免對綠色邊界虛線範圍的現有墳墓、建築物及行人徑造成任何損壞、干擾、擾亂或阻礙。
- (iv) 除獲得署長的事先書面批准外，不得在綠色邊界虛線範圍或任何政府土地或其任何部分進行土地勘測、緩解及鞏固工程及附帶工程，包括保養通道工程。為此目的，「土地勘測」定義見建築物條例，據此制定的任何法規以及任何修訂法例。
- (c) 承授人須於 2026 年 3 月 31 日*或之前或署長批准的其他期限，根據署長全權核准或要求的經核准緩解方案，自費進行及完成該地段內的該等緩解及鞏固工程及附帶工程，包括保養通道工程（「內部工程」），及綠色邊界虛線範圍或其他政府土地的該等緩解及鞏固工程及附帶工程，包括保養通道工程（「外部工程」），致使署長在各方面滿意。在內部工程及外部工程完工前，勘察識別出的受山泥傾瀉及礫石下墜的危險的地段或建於或將建於該地段之上的任何建築物或構築物，不得被任何住客及佔用人及其真實賓客、訪客及所邀請者佔用。

*備註：

根據地政總署大埔地政處日期為 2024 年 7 月 23 日的信函，此日期被更改為 2026 年 9 月 30 日

- (d) 受制於批地文件特別條款第 40(f) 條，承授人在完成綠色邊界虛線範圍或其他政府土地的勘察及外部工程，致使署長在各方面滿意後，承授人不須再在綠色邊界虛線範圍或其他政府土地進行岩土工程勘察、緩解及鞏固工程及附帶工程。
- (e) 承授人須自費到土地註冊處就該地段註冊已獲署長批准的圖則，顯示內部工程及外部工程的位置、性質和涵蓋範圍以及該地段及政府土地內承授人可能須要或被要求進行保養工程的位置和範圍，包括於該地段及政府土地範圍根據批地文件特別條款第 40(f) 條承授人可能須要或被要求進行清理山泥傾瀉及礫石下墜的範圍（「天然山坡危害緩解及鞏固工程圖則」）。
- (f) (i) 承授人在整個批地文件批租年期內須自費保養內部工程及外部工程至良好和修繕妥當的狀態，致使署長在各方面滿意，以確保內部工程及外部工程能繼續發揮其設定的作用。保養工程包括但不限於清理下墜於內部工程或外部工程或顯示於天然山坡危害緩解及鞏固工程圖則的該地段範圍或政府土地的山泥傾瀉或礫石。

- (ii) 如承授人違反保養內部工程及外部工程的責任，除政府可針對承授人而具有的權利和濟助外，署長亦有權以書面通知要求承授人在署長絕對酌情決定認為適當的限期內進行該等保養工程。倘若承授人在該通知指定限期內忽視或未能遵守該通知令署長滿意，署長可立即執行及進行所需的保養工程而承授須應要求向政府付還有關費用連同任何監督和經常費用，費用由署長或其所授權的人員釐定，其決定為最終並對承授人具約束力。

- (g) 為進行勘察，及進行、完成、視察及保養內部工程及外部工程為目的，承授人有權進出綠色邊界虛線範圍及任何其他政府土地，而承授人可能被要求或將被要求進行保養工程，包括清理下墜於內部工程或外部工程或顯示於天然山坡危害緩解及鞏固工程圖則的該地段範圍或政府土地的山泥傾瀉或礫石，並受制於處長絕對酌情決定。

- (h) 倘若因進行勘察或因進行視察、檢查、監督及保養內部工程或外部工程而導致或令綠色邊界虛線範圍或任何其他政府土地，承授人須自費於署長有全權規定的時間內將其修復其至署長全面滿意。倘若承授人未能在指定限期遵行此分段的責任，署長可立即執行及進行所需的工程而承授須應要求向政府付還有關費用連同任何監督和經常費用，費用由署長或其所授權的人員釐定，其決定為最終並對承授人具約束力。

- (i) 承授人須在所有時候允許政府、署長、其官員、承辦商、代理、工人及其他獲署長授權人士（可連同或不連同工具、設備、機器、機械或汽車）有權免費並不受干擾進出往返及穿越該地段及其任何部分及任何建於或將建於該地段之上的任何建築物或構築物，以便視察、檢查及監督任何須按批地文件特別條款第 40(b)、(c)、(f) 及 (h) 條進行的工程，及進行、視察、檢查及監督根據批地文件特別條款第 (f)(ii) 及 (h) 條進行的工程及任何其他署長認為有需要的工程。

- (j) 就對承授人或任何其他人所造成或承授人或任何其他人士蒙受的任何損失、損壞、滋擾或干擾，不論是否因承授人履行批地文件特別條款第 40(b)、(c)、(f) 及 (h) 條的責任，或因承授人行使特別條款第 40(g) 條的權利，或因政府、署長、其官員、承辦商、代理、工人及其他獲署長授權人士行使批地文件特別條款第 40(f)(ii)、(h) 及 (i) 條的權利或其他原因而直接或間接引起或附帶的，政府概不承擔任何義務或責任，承授人亦不得針對政府就該等損失、損壞、滋擾或干擾提出任何申索。

- (k) 承授人須就因承授人履行批地文件此特別條款下的義務而進行的工程，或任何承授人在進行勘察時、或內部工程或外部工程的設計、建築及保養有任何遺漏、疏忽或違反而直接或間接引起或與之有關之任何形式之責任、申索、損失、損害賠償、費用、開支、成本、索求、法律行動及訴訟，不論如何產生（包括但不限於任何財物損壞或損失、人身傷亡）彌償政府及使其維持獲彌償。

- (l) 儘管批地文件特別條款第 40(b)、(c)、(f)、(g) 及 (h) 條規定，承授人在此特別條款下對綠色邊界虛線範圍及任何其他政府土地或其任何部分的義務和權利在政府向承授人發出通知即告終止，承授人不得就因該終止而遭受的任何損失、損害或干擾或所產生的任何費用向政府提出任何申索。不過，該終止並不影響政府就承授人因先前的違反、不履行或不遵守特別條款第 40(b)、(c)、(f)、(g) 及 (h) 條所擁有的權利及濟助。

V. 批地文件特別條款第 41 條規定：

- (a) 倘若該地段或其他受開發該地段所影響的區域之泥土、廢土、瓦礫、建築廢料或建材（「該等廢料」）遭侵蝕、沖洗或傾倒在公共巷徑或道路上，或路旁暗渠、前濱或海牀、污水渠、雨水渠或溝渠或其他政府物業（「該等政府物業」），承授人須自費清理該等廢料並修葺該等廢料對該等政府物業造成的損壞。承授人須就直接或間接因上述侵蝕、沖洗或傾倒對私人物業造成的任何損壞或滋擾而起或與之有關之任何形式之責任、申索、損失、損害賠償、費用、開支、成本、索求、法律行動或其他程序彌償政府及使其維持獲彌償。

- (b) 署長可以（惟沒有義務）應承授人要求清理該等廢料並修葺該等廢料對該等政府物業造成的損壞，而承授人須應要求向政府支付有關費用。

W. 批地文件特別條款第 43 條規定：

- (a) 承授人須自費建造及保養署長認為必要的排水渠及溝渠（不論位於該地段範圍內或政府土地上亦然），以將落在或流經該地段上的雨水截流並排送至就近的河道、集水井、溝渠或政府雨水渠，致使署長滿意。承授人須就直接或間接因上述雨水造成的任何損壞或滋擾而起或與之有關之任何形式之責任、申索、損失、損害賠償、費用、開支、成本、索求、法律行動或其他程序承擔全部責任並向政府及其官員作出彌償及使其維持獲彌償。

- (b) 將該地段任何排水渠及污水渠與已鋪設及投入運作的政府雨水渠及污水渠連接的工程，可由署長進行（惟署長不須就進行連接工程引起的損失或損壞對承授人負責），而承授人須應要求向政府支付該接駁工程之費用。另一選擇是，承授人可自費進行該接駁工程致使署長滿意，而在該情況下，於政府土地上建造的上述連接工程任何部分須由承授人自費保養，並須應要求將之交回政府，由政府出資作日後保養，而承授人須應要求向政府支付該接駁工程之技術審核用。如承授人未有保養政府土

地上建造的上述連接工程，署長可以自行進行其認為必需的該等保養工程，而承授人須應要求向政府支付有關費用。

X. 批地文件特別條款第 44 條規定：

- (a) 承授人須於批地文件 6 個曆月內或其他署長批准的期限內，自費並致使署長在各方面滿意，向署長呈交或安排呈交有關發展該地段的噪音影響評估（「噪音影響評估」）以供其書面核准，噪音影響評估須載有署長要求的資訊及細節，其中包括但不限於所有發展該地段所有不良噪音影響，及合適噪音消減、改善措施及其他措施的建議（「噪音消減措施」）。
- (b) 承授人須自費並於署長所訂明的時限內實施經署長核准的噪音影響評估內所載的噪音消減措施（「經核准的噪音消減措施」），致使署長在各方面滿意。
- (c) 承授人特此明確確認並同意，承授人須獨自負責自費執行和實施經核准的噪音消減措施，致使署長在各方面滿意。就任何對承授人或任何其他他人所造成或承授人蒙受的損失、損壞、滋擾或干擾，不論是否因承授人履行本特別條款下的責任而引起或附帶的，政府概不承擔任何責任或義務，承授人亦不得向政府就該等損失、損壞、滋擾或干擾提出任何申索。

Y. 批地文件特別條款第 45 條規定：

若經核准的噪音消減措施包括在該地段豎設或興建隔音屏障（「隔音屏障」），且隔音屏障伸越該地段邊界而達毗連政府土地任何部分上面及上空，以下條件適用：

- (a) 承授人須自費按照經建築事務監督批准之圖則設計、豎設及興建隔音屏障，並須在各方面皆符合《建築物條例》、於其下訂立的任何規則及任何修訂法例；
- (b) 於毗連該地段之任何政府土地上、上面或地底不得豎設隔音屏障之地基或支撐物；
- (c) 除非獲署長事先書面批准，不得對隔音屏障或其任何部分進行任何形式的改動、加建、更換或附加；
- (d) 承授人須在所有時間自費維護、保養及維修隔音屏障或（如獲署長批准）其任何替代物令其處於修葺良好堅固的狀態，致使署長在各方面滿意；而如進行本特別條款之下任何工程需臨時封路或改道，開始任何該等工程前須先向運輸署署長獲取臨時交通安排之書面批准；
- (e) 隔音屏障不得用於隔音屏障以外之其他任何用途，且除非獲署長事先書面批准，承授人不得將隔音屏障或其任何部分用作或容忍或容許其用作廣告用途或展示任何形式的招牌、告示或海報；
- (f) 如有署長事先書面批准，承授人、其承辦商、代理、工人或任何其他獲承授人授權人士將獲允許帶同或不帶同工具、設備、機器、機械或汽車進入毗連該地段的政府土地以按本特別條款進行伸越達毗連政府土地上之隔音屏障之部分之任何工程；
- (g) 承授人須於所有時間採取可能所需之預防措施，避免因豎設、興建、存有、視察、維修、保養、清潔、更新、改動、更換、使用、拆除或移除隔音屏障或其任何部份或添加或附加至隔音屏障或其任何部分而對任何毗連該地段及隔音屏障之政府土地或進入或使用毗連該地段及隔音屏障之政府土地之任何人士或車輛造成破壞或傷害；
- (h) 署長有權於任何時間及按其絕對酌情權決定向承授人送達書面通知，要求承授人於書面通知日期起計六個公曆月內拆除及移除伸越達毗連政府土地上之隔音屏障之部分且以任何他物替代，而當收到該書面通知，承授人須自費於該書面通知所訂明之時限內拆除及移除上述隔音屏障之部分，致使署長在各方面滿意；
- (i) 若承授人未能履行本特別條款之責任，署長可進行所需之工程而就此承授人須應政府要求向政府繳付一筆款項，數額等於上述工程之費用，該數額由署長釐定，此決定為最終決定並對承授人具約束力；
- (j) 承授人須在所有時候允許政府、署長、其官員、承辦商、代理、工人及其他獲署長授權人士（可連同或不連同工具、設備、機器、機械或汽車）有權免費並不受干擾進出往返及穿越該地段及其任何部分及任何建於或將建於該地段之上的任何建築物或構築物，以便視察、檢查及監督任何須按批地文件特別條款第 45(a)、(d) 及 (h) 條進行的工程，及進行批地文件特別條款第 45(i) 條進行的工程及任何其他署長認為有需要的工程；
- (k) 就對承授人或任何其他他人所造成或承授人或任何其他他人蒙受的任何損失、損壞、滋擾或干擾，不論是否因承授人履行特別條款的責任，或因署長行使批地文件特別條款第 45(j) 條的權利，或因進行批地文件特別條款第 45(i) 條的工程或其他原因而直接或間接引起或附帶的，政府概不承擔任何義務或責任，承授人亦不得針對政府就該等損失、損壞、滋擾或干擾提出任何申索；及
- (l) 承授人須就因承授人履行此特別條款下的義務、因署長行駛其按批地文件特別條款第 45(j) 條下的通

行權、或因進行批地文件特別條款第 45(i) 條下的工程而直接或間接引起或與之有關之任何形式之責任、申索、損失、損害賠償、費用、開支、成本、索求、法律行動及訴訟，不論如何產生，彌償政府及使其維持獲彌償。

Z. 批地文件特別條款第 46 條規定：

- (a) 承授人須於批地文件 6 個曆月內或其他署長批准的期限內，自費並致使渠務署署長在各方面滿意，向渠務署署長呈交或安排呈交有關發展該地段的渠務影響評估（「渠務影響評估」）以供其書面核准，渠務影響評估須載有渠務署署長要求的資訊及細節，其中包括但不限於所有發展該地段可引起的所有不良渠務影響，及對緩解措施、改善工程及其他措施及工程的建議。
- (b) 承授人須自費並於渠務署署長所訂明的時限內實施批地文件特別條款 46(a) 下經渠務署署長核准的渠務影響評估內所載的建議，致使渠務署署長在各方面滿意。
- (c) 承授人特此明確確認並同意，承授人須獨自負責自費執行和實施經渠務署署長核准的渠務影響評估內所載的建議，致使渠務署署長在各方面滿意。就任何對承授人或任何其他他人所造成或承授人蒙受的損失、損壞、滋擾或干擾，不論是否因承授人履行本特別條款下的責任而引起或附帶的，政府概不承擔任何責任或義務，承授人亦不得向政府就該等損失、損壞、滋擾或干擾提出任何申索。

AA. 批地文件特別條款第 18 條規定：

- (a) 承授人須在署長指定的期限內，自費以署長批准的方式、物料、標準、規格及設計將位置於該地段內、毗鄰或毗連的現有水管（粉紅色間交叉黑斜線範圍內的現有水管除外）改道至「署長」指定水平及位置，以及鋪設、塑造、提供、建造署長全權決定要求的新水管以連接前述改道，其後由承授人自費保養新水管至良好和修繕妥當的狀態，致使署長在各方面滿意。
- (b) 若承授人未能在署長指定限期內履行本批地文件特別條款第 48(a) 條之責任，政府可進行所需之工程，惟費用由承授人支付，就此承授人須應政府要求向政府繳付一筆款項，數額等於上述工程之費用，該數額由署長釐定，此決定為最終決定並對承授人具約束力。
- (c) 承授人須在所有時候允許政府、署長、其官員、承辦商、代理、工人及其他獲署長授權人士（可連同或不連同工具、設備、機器、機械或汽車）有權免費並不受干擾進出往返及穿越該地段及其任何部分及任何建於或將建於該地段之上的任何建築物或構築物，以便視察、操作、保養、維修、更換、檢查及監督任何須按批地文件特別條款第 48(a) 條進行的工程，及進行根據批地文件特別條款第 48(b) 條進行的工程及任何其他署長認為有需要的工程。
- (d) 就對承授人或任何其他他人所造成或承授人或任何其他他人蒙受的任何損失、損壞、滋擾或干擾，不論是否因承授人履行批地文件特別條款第 48(a) 條的責任，或因政府、署長或其官員、承辦商、代理、工人或其他獲署長授權的人士行使批地文件特別條款第 48(b) 及 (c) 條的權利或其他原因而直接或間接引起或附帶的，政府概不承擔任何義務或責任，承授人亦不得針對政府就該等損失、損壞、滋擾或干擾提出任何申索。
- (e) 承授人須就因承授人履行批地文件特別條款第 48(a) 條下的義務，或因政府、署長或其官員、承辦商、代理、工人或其他獲署長授權的人士行使批地文件特別條款第 48(b) 及 (c) 條的權利而直接或間接引起或與之有關之任何形式之責任、申索、損失、損害賠償、費用、開支、成本、索求、法律行動及訴訟，不論如何產生，彌償政府及使其維持獲彌償。

BB. 批地文件特別條款第 49 條規定：

- (a) 承授人須於批地文件 6 個曆月內或其他署長批准的期限內，自費並致使環境保護署署長在各方面滿意，向環境保護署署長呈交或安排呈交有關發展該地段的污水系統影響評估（「污水系統影響評估」）以供其書面核准，渠務影響評估須載有渠務署署長要求的資訊及細節，其中包括但不限於所有發展該地段可引起的所有不良污水系統影響，及對緩解措施、改善工程及其他措施及工程的建議。
- (b) 承授人須自費並於環境保護署署長所訂明的時限內實施批地文件特別條款 49(a) 下經環境保護署署長核准的污水系統影響評估內所載的建議，致使環境保護署署長及渠務署署長在各方面滿意。
- (c) 承授人特此明確確認並同意，承授人須獨自負責自費執行和實施經環境保護署署長核准的污水系統影響評估內所載的建議，致使污水系統影響評估及渠務署署長在各方面滿意。就任何對承授人或任何其他他人所造成或承授人蒙受的損失、損壞、滋擾或干擾，不論是否因承授人履行本特別條款下的責任而引起或附帶的，政府概不承擔任何責任或義務，承授人亦不得向政府就該等損失、損壞、滋擾或干擾提出任何申索。

CC. 批地文件特別條款第 50 條規定：

- (a) 承授人確認於批地文件日期，該地段現存有高壓氣體管道由吐露港公路通向該地段西面，該管道於批地文件所夾附的圖則上以橙色線勾畫，以茲識別（「高壓氣體管道」）。

- (b) 承授人須於批地文件6個曆月內或其他署長批准的期限內，自費並致使署長及機電工程署署長在各方面滿意，向署長及機電工程署署長呈交或安排呈交有關發展該地段的定量風險評估（「定量風險評估」）以供其書面核准，定量風險評估須載有署長及機電工程署署長要求的資訊及細節，其中包括但不限於所有由處於該地段附近及其上之發展項目及署長及機電工程署署長可決定之其他土地（於此署長及機電工程署署長之決定為最終決定並對承授人具約束力）（該土地統稱「該等土地」）的高壓氣體管道及所有氣體裝置所引起的風險的定量風險評估，及對該地段內的緩解措施、保護工程及進行其他措施及工程的建議（「風險緩解措施」），致使並確保由處於該等土地的高壓氣體管道及所有氣體裝置引起的風險符合《香港規劃標準與準則》第12章第4.4節形容的風險指引及規劃署發出的任何修訂條款（該指引用於評估潛在危險設施之場外風險水平及由署長及機電工程署署長指定或任何其中一方的任何其他要求）。
- (c) 承授人須自費並於署長及機電工程署署長所訂明的時限內實施批地文件特別條款50(b)下經署長及機電工程署署長核准的定量風險評估內所建議的風險緩解措施（「獲批准風險緩解措施」），致使署長及機電工程署署長在各方面滿意。承授人須之後於批地文件年期內自費保養為實施獲批准風險緩解措施而建造或安裝之構築物或設施，致使署長及機電工程署署長在各方面滿意。
- (d) 承授人特此明確確認並同意，承授人須獨自負責自費執行和實施獲批准風險緩解措施，致使署長及機電工程署署長在各方面滿意。就任何對承授人或任何其他人士所造成或承授人蒙受的損失、損壞、滋擾或干擾，不論是否因承授人履行本特別條款下的責任而引起或附帶的，政府概不承擔任何責任或義務，承授人亦不得向政府就該等損失、損壞、滋擾或干擾提出任何申索。
- (e) 承授人須就因承授人履行特別條款第50條下的義務而直接或間接引起或與之有關之任何形式之責任、申索、損失、損害賠償、費用、開支、成本、索求、法律行動及訴訟，不論如何產生，彌償政府及使其維持獲彌償。

6. 對買方造成負擔的租用條件

- A. 批地文件特別條款第14條規定未經署長事先書面批准，不得移除或干擾該地段上或其相鄰所生長的樹木。署長於給予批准時可附加他認為合適之移植、補償環境美化或重新種植條件。
- B. 批地文件特別條款第24(a)(iv)、b(ii)及c(ii)條規定：
 - (a) 住客車位及訪客車位不得用作停泊按《道路交通條例》、其附屬規例及修訂法例獲發牌、並屬於發展項目住客及其真正的客人、訪客或受邀者之汽車之外的其他用途，尤其不得用作存放、展示或展覽汽車作招售等用途或作提供汽車清潔及美容服務之用途。
 - (b) 傷殘人士車位不得用作停泊按《道路交通條例》、其附屬規例及任何修訂法例所定義的傷殘人士、並屬於發展項目住客及其真正的客人、訪客或受邀者之汽車之外的其他用途，尤其不得用作存放、展示或展覽汽車作招售等用途或作提供汽車清潔及美容服務之用途。
 - (c) 電單車停車位不得用作停泊按《道路交通條例》、其附屬規例及修訂法例獲發牌、並屬於發展項目住客及其真正的客人、訪客或受邀者之電單車之外的其他用途，尤其不得用作存放、展示或展覽汽車作招售等用途或作提供汽車清潔及美容服務之用途。
- C. 批地文件特別條款第29條規定：

住客車位及電單車停車位不得轉讓，除非：

 - (a) (i) 連同發展項目的住宅單位轉讓；或
 - (ii) 轉讓予發展項目的住宅單位之擁有人；或
 - (b) 出租，除非予發展項目的住宅單位之住客

但於任何情況下，轉讓予任何一個發展項目住宅單位的擁有人或出租予任何一個發展項目住宅單位的住客的住客車位及電單車停車位總數不得多於3個。
- D. 批地文件特別條款第2條規定：
 - (a) 承授人確認於批地文件的日期，該地段內現存一些建築物及構築物（「現存建築物及構築物」）。受限於批地文件特別條款第34條，承授人須承諾自費從該地段內拆卸、移除現存建築物及構築物，致使署長在各方面滿意。就任何因現存建築物及構築物的存在或其後的拆卸及移除或其他原因對承授人所造成或承授人或任何其他人士蒙受的損失、損壞、滋擾或干擾，政府概不承擔任何責任，承授人不可就該等損失、損壞、滋擾或干擾向政府申索。承授人須就由現存建築物及構築物的存在或其後的拆卸及移除直接或間接引起或與之有關的一切責任、申索、費用、索求、訴訟或其他司法程序，對政府作出彌償及確保其獲得彌償。

- (b) 在不影響批地文件一般條款第5條的情況下，承授人須被視為已對該地段於批地文件日期的現有狀態和狀況感到滿意並已接受，並受制於現存建築物及構築物，以及承授人不得就此提出或提出任何性質的反對或申索。

E. 批地文件特別條款第42條規定：

承授人須於任何時候，特別是於進行建造、保養、更新或維修工程（「該等工程」）時，採取或安排採取恰當及足夠的謹慎、技巧及預防措施，以免使置於或行經該地段、綠色範圍、綠色間黑斜線範圍、綠色邊界虛線範圍、藍色斜線範圍或其任何組合或其任何部分之上、之下或相鄰的任何政府或其他現存的排水渠、水道或河道、主水管、道路、行人徑、街道設施、污水渠、溝渠、管道、電纜、電線、公用服務或任何其他工程或裝置（「該等服務」）遭受損壞、干擾或阻礙。承授人須於進行任何該等工程前進行或安排進行所需的適當搜查及勘探，以確定該等服務之位置及高度，及須就如何處理或會受該等工程影響之該等服務向署長提交書面建議書供其就各方面批核，且不得於署長就該等工程及上述建議書發出書面批准前進行任何工程。承授人須遵守及自費達成署長於發出上述批准時可就該等服務施加的要求，包括任何必要的改道、重鋪或恢復原狀的成本。承授人須自費在各方面維修、修葺使恢復原狀所有由該等工程以任何方式引起的對該地段、綠色範圍、綠色間黑斜線範圍、綠色邊界虛線範圍、藍色斜線範圍或其任何組合或其任何部分或任何該等服務造成的損壞、干擾或阻礙，致使署長滿意（溝渠、污水渠、雨水渠或主水管除外，其之修葺須由署長進行（除非署長另有決定），且承授人須應政府要求向其支付上述工程之費用）。若承授人未能對該地段、綠色範圍、綠色間黑斜線範圍、綠色邊界虛線範圍、藍色斜線範圍或其任何組合或其任何部分或任何該等服務進行任何所需之改道、重鋪、維修、修葺及使之恢復原狀致使署長滿意，署長可進行其認為有需要之改道、重鋪、維修、修葺及使之恢復原狀，且承授人須應政府要求向其支付上述工程之費用。

F. 批地文件一般條款第11條規定：

當承授人未能或忽略履行、遵守或遵從批地文件條款，政府有權收回及重新管有該地段或其任何部分以及所有或任何於該地段或其任何部分上之建築物、搭建物或工程。當該地段被收回：(a) 承授人在該地段被收回之部分之權利將完全地告停止或終結；(b) 承授人無權獲得任何地價退款、就該地段及其上之建築物的價值之任何款項或賠償，或承授人在整地、地盤平整或發展該地段中花費的任何金額；及(c) 政府之任何其他權利、濟助及申索將不受影響。

G. 見上文第5段。

備註：

1. 本節中提述「承授人」一詞指根據批地文件中的買方和如文意允許或要求包括其遺囑執行人、遺產管理人、承讓人及（如為法團）其繼承人和承讓人。
2. 本節中提述「該地段」一詞指批地文件中的地段（即「該土地」）。

1. Description of any facilities that are required under the land grant to be constructed and provided for the Government, or for public use

- A. Such portion of public road shown coloured green on the plan annexed to the Land Grant (“the Green Area”) which are required to be laid and formed by the Grantee; and such lay-bys, bridges, tunnels, over-passes, under-passes, culverts, viaducts, flyovers, pavements, roads or such other structures as the Director of Lands (“the Director”) may in his sole discretion require which are required to be provided and constructed by the Grantee (collectively “the Structures”) so that building, vehicular and pedestrian traffic may be carried on within the Green Area.
- B. Such route within the lot from Ma Wo Road to the two graves existing within those pieces of Government land adjoining the lot shown hatched blue (“the Hatched Blue Areas”) on the plan annexed to the Land Grant (“the Existing Graves”) for free and uninterrupted access by the Government and all members of public shall, before the Pedestrian Walkway (defined below) has been completed, be upheld, maintained, repaired to the satisfaction of the Director.
- C. Pedestrian walkway(s) or footpath(s) (together with such stairs, ramps and lightings as the Director may require) within the lot (“the Pedestrian Walkway”) from Ma Wo Road to the Existing Graves is required to be laid, formed, provide, constructed and surfaced by the Grantee as the Director shall approve.
- D. Such route within the lot from Ma Wo Road to the graves, cinerary, urns or earthenware jars containing human remains known as “Kam Taps” that may be existing on the lot (“the Possible Graves”) at the date of Land Grant for free and uninterrupted access by the Government and all members of public shall be uphold, maintained, repaired to the satisfaction of the Director.
- E. Diversion of the existing drainage which is located within, adjoining or adjacent to the lot (other than the existing drainage within the the areas of drainage reserve shown coloured pink cross-hatched black and marked “D.R.” on the plan annexed to the Land Grant (“the Pink Cross-hatched Black Areas”) in such manner, at such levels and locations, with such materials and to such standards, specification and design as the Director shall approve and in all respects to the satisfaction of the Director lay, form, provide and construct such sewers, drains, culverts, manholes with covers, access and other structures as the Director in his sole discretion may require (collectively the “new drainage”) for or in connection with the said diversion and thereafter maintain at the Grantee’s own expense the new drainage in good and substantial repair and condition in all respects to the satisfaction of the Director.

2. Description of any facilities that are required under the land grant to be managed, operated or maintained for public use at the expense of the owners of the residential properties in the Phase

See A, B, C and D above.

3. Size of any open space that is required under the land grant to be managed, operated or maintained for public use at the expense of the owners of the residential properties in the Phase

Not Applicable.

4. Description of any part of the land (on which the Phase is situated) that is dedicated to the public for the purposes of regulation 22(1) of the Building (Planning) Regulations (Cap. 123 sub. leg. F)

Not Applicable.

5. Plan(s) showing locations of the facilities mentioned in 1 and 2, open spaces mentioned in 3 (if any) and those parts of the land mentioned in 4 (if any)

See the plan below in this section.

6. General public’s right to use

In relation to any of those facilities and open spaces, and those parts of the land, mentioned in paragraphs 1, 2, 3 and 4 above that are for public use, the general public has the right to use the facilities or open spaces, or the parts of the land, in accordance with the Land Grant or the deed of dedication (as the case may be).

7. Management, operation and maintenance

The facilities mentioned in 2 and open spaces mentioned in 3 (if any) are required to be managed, operated or maintained at the expense of the owners of the residential properties in the Development, and those owners are required to meet a proportion of the expense of managing, operating or maintaining those facilities or open spaces (if any) through the management expenses apportioned to the residential properties concerned.

8. Provisions of the land grant and the deed of dedication (if applicable), and of the deed of mutual covenant in respect of the Development that concern the facilities mentioned in 1 or 2 and open spaces mentioned in 3 (if any), and those parts of the land mentioned in 4 (if any)

Land Grant

Special Condition No. 3

“3 (a) The Purchaser shall:

- (i) on or before the 31st day of March, 2026* or such other date as may be approved by the Director, at the Purchaser’s own expense, in such manner, with such materials and to such standards, levels, alignment and design as the Director shall approve and in all respects to the satisfaction of the Director:
 - (I) lay and form that portion of future public road shown coloured green on the plan annexed hereto (hereinafter referred to as “the Green Area”); and
 - (II) provide and construct such lay-bys, bridges, tunnels, over-passes, under-passes, culverts, viaducts, flyovers, pavements, roads or such other structures as the Director in his sole discretion may require (hereinafter collectively referred to as “the Structures”)

so that building, vehicular and pedestrian traffic may be carried on the Green Area;

*Note:

The date has been amended to 30 September 2026 pursuant to the letter from the District Lands Office / Tai Po of the Lands Department dated 23 July 2024

- (ii) on or before the 31st day of March, 2026* or such other date as may be approved by the Director, at the Purchaser’s own expense and to the satisfaction of the Director, surface, kerb and channel the Green Area and provide the same with such gullies, sewers, drains, fire hydrants with pipes connected to water mains, street lights, traffic signs, street furniture and road markings as the Director may require; and

*Note:

The date has been amended to 30 September 2026 pursuant to the letter from the District Lands Office / Tai Po of the Lands Department dated 23 July 2024

- (iii) maintain at the Purchaser’s own expense the Green Area together with the Structures and all structures, surfaces, gullies, sewers, drains, fire hydrants, services, street lights, traffic signs, street furniture, road markings and plant constructed, installed and provided thereon or therein to the satisfaction of the Director until such time as possession of the Green Area has been delivered in accordance with Special Condition No. (4) hereof.

- (b) In the event of the non-fulfilment of the Purchaser’s obligations under sub-clause (a) of this Special Condition by the date specified therein or such other date as may be approved by the Director, the Government may carry out the necessary works at the cost of the Purchaser who shall pay to the Government on demand a sum equal to the cost thereof, such sum to be determined by the Director whose determination shall be final and binding on the Purchaser.

- (c) The Government shall have no responsibility or liability for any loss, damage, nuisance or disturbance whatsoever and howsoever caused to or suffered by the Purchaser or any other person arising whether directly or indirectly out of or incidental to the fulfilment or non-fulfilment of the Purchaser’s obligations under sub-clause (a) of this Special Condition or the exercise of the rights by the Government under sub-clause (b) of this Special Condition or otherwise, and no claim whatsoever shall be made against the Government by the Purchaser in respect of any such loss, damage, nuisance or disturbance.”

Special Condition No. 33

“33. (a) The Purchaser acknowledges that as at the date of this Agreement, there are two graves existing within those pieces of Government land adjoining the lot shown hatched blue on the plan annexed hereto (which graves are hereinafter collectively referred to as “the Existing Graves” and which pieces of Government land are hereinafter collectively referred to as “the Hatched Blue Areas”). Before the Pedestrian Walkway (as defined in sub-clause (b)(i) of this Special Condition) has been completed in all respects to the satisfaction of the Director, the Purchaser shall at all reasonable times permit the Government and all members of the public to have free and uninterrupted access and without payment of any nature whatsoever to pass and repass on foot on, along or through the shortest possible route with-in the lot from Ma Wo Road to the Existing Graves and vice versa in all respects to the satisfaction of the Director and the Purchaser shall at his own expense uphold, maintain and repair such route in good and substantial repair and condition in all respects to the satisfaction of the Director.

(b) (i) The Purchaser shall on or before the 31st day of March, 2026* or such other date as may be approved by the Director, at the Purchaser’s own expense and in all respects to the satisfaction of the Director lay, form, provide, construct and surface a pedestrian walkway or walkways, or a footpath or footpaths (together with such stairs, ramps and lightings as the Director at his absolute discretion may require) within the lot (hereinafter referred to as “the Pedestrian Walkway”) from Ma Wo Road to the Existing Graves and vice versa at such position, in such manner, with such materials and to such standards, levels, alignment and designs as the Director shall approve.

*Note:

The date has been amended to 30 September 2026 pursuant to the letter from the District Lands Office / Tai Po of the Lands Department dated 23 July 2024

(ii) Upon completion of the Pedestrian Walkway, the Purchaser shall at all reasonable times throughout the term hereby agreed to be granted permit the Government and all members of the public to have free and uninterrupted access and without payment of any nature whatsoever to pass and repass on foot on, along or through the Pedestrian Walkway to and from the Existing Graves.

(c) The Purchaser shall throughout the term hereby agreed to be granted at his own expense uphold, maintain and repair the Pedestrian Walkway in good and substantial repair and condition in all respects to the satisfaction of the Director.

(d) For the purpose of sub-clauses (a) and (b)(ii) of this Special Condition, the decision of the Director as to what constitutes all reasonable times shall be final and binding on the Purchaser.

(e) The Pedestrian Walkway shall be designated as and form part of the Common Areas.

(f) The Government shall have no responsibility or liability for any loss, damage, nuisance, disturbance, death or injury whatsoever and howsoever caused to or suffered by the Purchaser or any other person arising whether directly or indirectly out of or incidental to the fulfilment or non-fulfilment of the Purchaser’s obligations under sub-clauses (a), (b) and (c) of this Special Condition or the exercise of the right of passage by the public conferred under sub-clauses (a) and (b)(ii) of this Special Condition or otherwise, and no claim whatsoever shall be made against the Government by the Purchaser in respect of any such loss, damage, nuisance, disturbance, death or injury.

(g) The Purchaser shall indemnify and keep indemnified the Government from and against all liabilities, claims, losses, damages, expenses, charges, costs, demands, actions and proceedings whatsoever and howsoever arising whether directly or indirectly out of or in connection with the fulfilment or non-fulfilment of the Purchaser’s obligations under sub-clauses (a), (b) and (c) of this Special Condition.

(h) It is hereby expressly agreed, declared and provided that by imposing the obligation on the part of the Purchaser contained in sub-clauses (a) and (b)(ii) of this Special Condition, neither the Purchaser intends to dedicate nor the Government consents to any dedication of the shortest possible route within the lot referred to in sub-clause (a) of this Special Condition, the Pedestrian Walkway or any part of any of them to the public for the right of passage.

(i) It is hereby expressly agreed and declared that the obligation on the part of the Purchaser contained in sub-clauses (a) and (b)(ii) of this Special Condition will give rise to no expectation of, or claim for or in respect of, any concession or right in respect of additional site coverage or plot ratio whether under Regulation 22(1) of the Building (Planning) Regulations, any amendment thereto, substitution therefor, or otherwise and for the avoidance of doubt, the Purchaser expressly waives any and all claims in respect of or for any concession

in respect of, or right to, additional site coverage or plot ratio under Regulation 22(1) of the Building (Planning) Regulations, any amendment thereto or substitution therefor.”

Special Condition No. 34

“34 (a) The Purchaser acknowledges that as at the date of this Agreement, there may be graves, cinerary urns or earthenware jars containing human remains known as “Kam Taps” existing on the lot (hereinafter collectively referred to as “the Possible Graves”). The Purchaser shall be deemed to have satisfied himself as to and have accepted the state and condition of the lot as existing on the date of this Agreement subject to the presence of the Possible Graves and no objection or claim of whatsoever nature shall be made or raised by the Purchaser in respect of or on account of the same. The Purchaser shall not interfere with, remove or relocate or permit or suffered to be interfered with, removed or relocated any of the Possible Graves without the prior written approval of the Director. The Purchaser shall at all reasonable times permit the Government and all members of the public to have free and uninterrupted access and without payment of any nature whatsoever to pass and repass on foot on, along or through the shortest possible route within the lot from Ma Wo Road to the Possible Graves and vice versa in all respects to the satisfaction of the Director and the Purchaser shall at his own expense uphold, maintain and repair such route in good and substantial repair and condition in all respects to the satisfaction of the Director. For the purpose of this sub-clause (a), the decision of the Director as to what constitutes all reasonable times shall be final and binding on the Purchaser.

(b) The Government shall have no responsibility or liability for any loss, damage, nuisance, disturbance, death or injury whatsoever and howsoever caused to or suffered by the Purchaser or any other person arising whether directly or indirectly out of or incidental to the fulfilment or non-fulfilment of the Purchaser’s obligations under sub-clause (a) of this Special Condition or the exercise of the right of passage by the public conferred under sub-clause (a) of this Special Condition or otherwise, and no claim whatsoever shall be made against the Government by the Purchaser in respect of any such loss, damage, nuisance, disturbance, death or injury.

(c) The Purchaser shall indemnify and keep indemnified the Government from and against all liabilities, claims, losses, damages, expenses, charges, costs, demands, actions and proceedings whatsoever and howsoever arising whether directly or indirectly out of or in connection with the fulfilment or non-fulfilment of the Purchaser’s obligations under sub-clause (a) of this Special Condition.

(d) In the event that approval for the removal or relocation of any of the Possible Graves is given, the Purchaser shall be responsible for the clearance, removal or relocation thereof at his own expense and shall indemnify and keep indemnified the Government from and against all liabilities, claims (including “Tun Fu” ceremonies), losses, damages, expenses, charges, costs, demands, actions and proceedings whatsoever and howsoever arising whether directly or indirectly out of or in connection with the clearance, removal or relocation of the Possible Graves or any of them.

(e) It is hereby expressly agreed, declared and provided that by imposing the obligation on the part of the Purchaser contained in sub-clause (a) of this Special Condition, neither the Purchaser intends to dedicate nor the Government consents to any dedication of the shortest possible route within the lot referred to in sub-clause (a) of this Special Condition or any part or parts thereof to the public for the right of passage.

(f) It is hereby expressly agreed and declared that the obligation on the part of the Purchaser contained in sub-clause (a) of this Special Condition will give rise to no expectation of, or claim for or in respect of, any concession or right in respect of additional site coverage or plot ratio whether under Regulation 22(1) of the Building (Planning) Regulations, any amendment thereto, substitution therefor, or otherwise and for the avoidance of doubt, the Purchaser expressly waives any and all claims in respect of or for any concession in respect of, or right to, additional site coverage or plot ratio under Regulation 22(1) of the Building (Planning) Regulations, any amendment thereto or substitution therefor.”

Special Condition No. 48

“48 (a) The Purchaser shall within such time limit as may be stipulated by the Director, at the Purchaser’s own expense, divert the existing drainage which is located within, adjoining or adjacent to the lot (other than the existing drainage within the Pink Cross-hatched Black Areas) in such manner, at such levels and locations, with such materials and to such standards, specification and design as the Director shall approve and in all respects to the satisfaction of the Director lay, form, provide and construct such sewers, drains, culverts, manholes with covers, access and other structures as the Director in his sole discretion may require (hereinafter collectively referred to as “the new drainage”) for or in connection with the said diversion and thereafter maintain at the Purchaser’s own expense the new drainage in good and substantial repair and condition in all respects to the satisfaction of the Director.

- (b) In the event of the non-fulfilment of the Purchaser’s obligations under sub-clause (a) of this Special Condition within the time limit stipulated by the Director, the Government may carry out the necessary works at the cost of the Purchaser who shall pay to the Government on demand a sum equal to the cost thereof, such sum to be determined by the Director whose determination shall be final and binding on the Purchaser.
- (c) The Purchaser shall at all times permit the Government, the Director and his officers, contractors, agents, workmen and any persons authorized by the Director with or without tools, equipment, plant, machinery or motor vehicles, the right of free and unrestricted ingress, egress and regress free of charge to, from and through the lot or any part thereof and any building or buildings erected or to be erected thereon for the purpose of inspecting, operating, maintaining, repairing, replacing and renewing the new drainage, inspecting, checking and supervising any works to be carried out in accordance with sub-clause (a) of this Special Condition and carrying out any works in accordance with sub-clause (b) of this Special Condition or any other works which the Director may consider necessary.
- (d) The Government shall have no responsibility or liability for any loss, damage, nuisance or disturbance whatsoever and howsoever caused to or suffered by the Purchaser or any other person arising whether directly or indirectly out of or incidental to the fulfilment or non-fulfilment of the Purchaser’s obligations under sub-clause (a) of this Special Condition or the exercise by the Government, the Director or his officers, contractors, agents, workmen or other persons authorized by the Director of the rights under sub- clauses (b) and (c) of this Special Condition or otherwise, and no claim whatsoever shall be made against the Government by the Purchaser in respect of any such loss, damage, nuisance or disturbance.
- (e) The Purchaser shall indemnify and keep indemnified the Government from and against all liabilities, claims, losses, damages, expenses, charges, costs, demands, actions and proceedings whatsoever and howsoever arising whether directly or indirectly out of or in connection with the fulfilment or non-fulfilment of the Purchaser’s obligations under sub-clause (a) of this Special Condition or the exercise by the Government, the Director or his officers, contractors, agents, workmen or other persons authorized by the Director of the rights under sub-clauses (b) and (c) of this Special Condition.”

Deed of Mutual Covenant

Recital (1)

““Estate Common Areas and Facilities”

means those parts, areas, services and facilities which are intended for common use and benefit of the Owners of the Estate as a whole and not for the sole benefit of any Owner or group of Owners of the Estate including but not limited to :

...

(d) The Pedestrian Walkway;

...”

““Pedestrian Walkway”

means such pedestrian walkway(s) or footpath(s) as referred to in Special Condition No.(33)(b) of the Conditions as shown coloured yellow hatched black on the Plans and any Subsequent Phase Sub-Deed Plans;”

Clause 39

“39. Without limiting the generality of the other express powers of the Manager herein contained, the Manager shall have power :-

...

- (f) To comply with and ensure the compliance with all laws and provisions of the Conditions which are applicable to the Common Areas and Facilities or the Lot as a whole, including without limitation the provisions of the Conditions relating to the Pedestrian Walkway as referred to in Special Condition No.(33) of the Conditions.”

Paragraph 59 of Third Schedule

- “59. (a) Before the Pedestrian Walkway has been completed in all respects to the satisfaction of the Director of Lands, the Owners shall at all reasonable times permit the Government and all members of the public to have free and uninterrupted access and without payment of any nature whatsoever to pass and repass on foot on, along and through the shortest possible route within the Lot from Ma Wo Road to the Existing Graves and vice versa in all respects to the satisfaction of the Director of Lands and the Owners shall at their own expense uphold, maintain and repair such route in good and substantial repair and condition in all respects to the satisfaction of the Director of Lands.
- (b) Upon the completion of the Pedestrian Walkway, the Owners shall at all reasonable times throughout the term granted by the Conditions permit the Government and all members of the public to have free and uninterrupted access and without payment of any nature whatsoever to pass and repass on foot on, along or through the Pedestrian Walkway to and from the Existing Graves.
- (c) The Owners shall throughout the term granted by the Conditions at their own expense uphold, maintain and repair the Pedestrian Walkway in good and substantial repair and condition in all respects to the satisfaction of the Director of Lands.
- (d) The Owners shall at all reasonable times permit the Government and all members of the public to have free and uninterrupted access and without payment of any nature whatsoever to pass and repass on foot on, along and through the shortest possible route within the Lot from Ma Wo Road to the Possible Graves and vice versa in all respects to the satisfaction of the Director of Lands and the Owners shall at their own expense uphold, maintain and repair such route in good and substantial repair and condition in all respects to the satisfaction of the Director of Lands.
- (e) For the purpose of this paragraph 59, “the Existing Graves” shall be as defined in Special Condition No.(33) (a) of the Conditions, “the Possible Graves” shall be as defined in Special Condition No.(34)(a) of the Conditions, and the decision of the Director of Lands as to what constitutes all reasonable times shall be final and binding on the Owners.”

Deed of Dedication

Not Applicable

1. 對根據批地文件規定須興建並提供予政府或供公眾使用的任何設施的描述

- A. 在批地文件附圖上以綠色顯示並須由承授人鋪設及塑造的若干公共道路的部分(「綠色範圍」);以及地政總署署長(「署長」)全權酌情要求須由承授人提供及建造致使綠色範圍可建造建築物及供車輛和行人往來的停車處、橋樑、隧道、高架道路、下通道、溝渠、高架橋、行車天橋、行人路、道路或其他構築物(統稱「該等構築物」)。
- B. 在行人路(定義見下文)完工以前,該地段內由馬窩路通往位於毗連政府土地(該等政府土地在批地文件所夾附的圖則上以藍色斜線顯示(「藍色斜線範圍」))的兩個現存墳墓(「現存墳墓」)的路徑,須由承授人維持、保養及維修,致使署長滿意,以供政府和所有公眾人士自由且不間斷地通行。
- C. 須由承授人按署長批核情況在該地段內鋪設、塑造、提供、興建及鋪砌由馬窩路通向現存墳墓的行人路或行人徑(連同署長可能要求的樓梯、斜道及燈光)(「行人路」)。
- D. 該地段內由馬窩路通往可能於批地文件日期存在於該地段的墳墓、骨灰、甕或稱為金塔的含有人類遺骸的陶罐(「可能存在墳墓」)的路徑須由承授人維持、保養及維修,致使署長滿意,以供政府和所有公眾人士自由且不間斷地通行。
- E. 承授人須自費以署長批准的方式、物料、標準、規格及設計將位置於該地段內、毗鄰或毗連的現有水管(批地文件所夾附的圖則上以粉紅色間交叉黑斜線顯示,並標上“D.R.”的範圍(「粉紅色間交叉黑斜線範圍」)內的現有水管除外)改道至「署長」指定水平及位置,以及鋪設、塑造、提供、建造署長全權決定要求的下水道、排水溝、涵洞、帶蓋的沙井、通道和其他結構(「新水管」)以連接前述改道,其後由承授人自費保養新水管至良好和修繕妥當的狀態,致使署長在各方面滿意。

2. 對根據批地文件規定須由期數中的住宅物業的擁有人出資管理、營運或維持以供公眾使用的任何設施的描述

見上文A、B、C及D段。

3. 根據批地文件規定須由期數中的住宅物業的擁有人出資管理、營運或維持以供公眾使用的任何休憩用地的大小

不適用。

4. 期數所位於的土地中為施行《建築物(規劃)規例》(第123章,附屬法例F)第22(1)條而撥供公眾用途的任何部分的描述

不適用。

5. 顯示第1及2段所提及之設施、第3段所提及之休憩用地(如有)及第4段所提及之土地中的該等部分(如有)之圖則

見本節內之圖則。

6. 公眾之使用權

就上文第1、2、3及4段所提及供公眾使用的任何該等設施及休憩用地,及該土地中的該等部分,公眾有權按照批地文件或撥出私人地方供公眾使用的契據(視屬何情況而定)使用該等設施或休憩用地,或該土地中的該等部分。

7. 管理、營運及維持

第2段所提及之設施、第3段所提及之休憩用地(如有)按規定須由發展項目中的住宅物業的擁有人出資管理、營運或維持。該等擁有人按規定須以由有關住宅物業分攤的管理開支,應付管理、營運或維持該等設施或休憩用地(如有)的部分開支。

8. 批地文件、撥出私人地方供公眾使用的契據(如有)及發展項目公契中關於第1及2段所提及之設施、第3段所提及之休憩用地(如有)及第4段所提及之土地中的該等部分(如有)的條文

批地文件

特別條款第3條

“3 (a) 買方須:

- (i) 於2026年3月31日*或之前或經署長批准的其他期限,自費以署長批准的方式和物料,按署長批准的標準、高度、定線及設計,致使署長在各方面滿意;

(I) 鋪設及塑造附圖上以綠色顯示的若干未來公共道路的部分(下稱「綠色範圍」);及

(II) 提供及建造該等(「署長」)全權酌情要求的停車處、橋樑、隧道、高架道路、下通道、溝渠、高架橋、行車天橋、行人路、道路或其他構築物(以下統稱「該等構築物」);

致使綠色範圍可建造建築物及供車輛和行人往來;

*備註:

根據地政總署大埔地政處日期為2024年7月23日的信函,此日期被更改為2026年9月30日

- (ii) 於2026年3月31日*或之前或經署長批准的其他期限內,自費於綠色範圍鋪設路面、建造路緣及渠道,以及按署長要求為此等設施提供溝渠、污水管、排水渠、有管道接駁總水管的消防栓、街燈、交通標誌、街道設施及道路標記,致使署長滿意;及

*備註:

根據地政總署大埔地政處日期為2024年7月23日的信函,此日期被更改為2026年9月30日

- (iii) 自費保養綠色範圍、該等構築物及在該處所建造、安裝及提供之所有構築物、表面、溝渠、污水管、排水渠、消防栓、服務設施、街燈、交通標誌、街道設施、道路標記及植物,以令署長滿意,直至綠色範圍的管有權按照批地文件特別條款第4條交回予政府。

- (b) 若買方未能按本特別條款(a)分條之期限或其他署長批准的日期內履行本特別條款(a)分條之責任,政府可進行所需之工程,惟費用由買方支付,就此買方須應政府要求向政府繳付一筆款項,數額等於上述工程之費用,該數額由署長釐定,此決定為最終決定並對買方具約束力。

- (c) 就對買方或任何其他他人所造成或買方或任何其他他人蒙受的任何損失、損壞、滋擾或干擾,不論是否因買方履行本特別條款(a)分條的責任或政府行使本特別條款(b)分條的權利或其他原因而直接或間接引起或附帶的,政府概不承擔任何義務或責任;買方亦不得針對政府就該等損失、損壞、滋擾或干擾提出任何申索。”

特別條款第33條

- “33 (a) 買方確認於此協議日期,在批地文件所夾附的圖則上以藍色斜線顯示(該等政府土地以下統稱為「藍色斜線範圍」)的毗連政府土地有兩個現存墳墓(該等墳墓以下統稱「現存墳墓」)。在行人路(定義見本特別條款(b)(i)分段)完工並致使署長在各方面滿意前,買方須容許政府及所有公眾人士於所有合理時間內免費、自由且不間斷地步行通過及往返、沿或穿過該地段內由馬窩路至現存墳墓的最短路線,反之亦然,致使署長在各方面滿意,並自費維護、保養和修葺該路徑,使該路徑處於良好和修繕妥當的狀態,並在各方面令署長滿意。

- (b) (i) 買方應在2026年3月31日*或署長批准的其他日期之前,自費並致使署長在各方面滿意的情況下,鋪設、塑造、提供、建造和鋪設由馬窩路通至現有墳墓的行人路或行人徑(連同署長可能要求的樓梯、斜道及燈光)(「行人路」),反之亦然,其位置、方式、用料及標準、高度、路線及設計均須經署長批准。

*備註:

根據地政總署大埔地政處日期為2024年7月23日的信函,此日期被更改為2026年9月30日

- (ii) 行人路完工後,買方在此協議同意授予的批租年期內須容許政府及所有公眾人士免費、自由且不間斷地步行通過及往返、沿或穿過行人路往返現存墳墓。

- (c) 買方在批地文件批租年期內須自費維護、保養和修葺行人路,使行人路處於良好和修繕妥當的狀態,致使署長在各方面滿意。

- (d) 為了此特別條款(a)及(b)(ii)分條的目的,署長對關於何謂所有合理時間的決定為最終決定並對業主具有約束力。

- (e) 行人路須被指定為並構成公用地方的一部分。

- (f) 就對買方或任何其他他人所造成或買方或任何其他他人蒙受的任何損失、損壞、滋擾、干擾、死亡或傷害,不論是否因買方履行此特別條款(a)、(b)及(c)分條的責任或公眾行使此特別條款(a)及(b)(ii)分條的通行權或其他原因而直接或間接引起或附帶的,政府概不承擔任何義務或責任,買方亦不得針對政府就該等損失、損壞、滋擾、干擾、死亡或傷害提出任何申索。

- (g) 買方須就因買方履行此特別條款(a)、(b)及(c)分條下的義務而直接或間接引起或與之有關之任何形

式之責任、申索、損失、損害賠償、費用、開支、成本、索求、法律行動及訴訟，不論如何產生，彌償政府及使其維持獲彌償。

- (h) 茲現明確協議及聲明，儘管本特別條款(a)及(b)(ii)分條賦予買方責任，惟買方並無意劃出而政府亦無同意劃出此特別條款(a)分條所述的該地段內的最短路徑或行人路或其任何一個的任何部分供公眾行使權利通行。
- (i) 茲現明確協議及聲明，儘管本特別條款(a)及(b)(ii)分條已訂明買方的責任，亦不可預期根據《建築物(規劃)規例》第22(1)條規例、其任何修訂本或取代本等獲取額外上蓋面積或地積比率的寬免或權利又或作出有關申索。為免生疑問，買方現明確放棄根據《建築物(規劃)規例》第22(1)條規例、其任何修訂本或取代本申索任何及所有額外上蓋面積或地積比率的寬免或權利。”

特別條款第34條

- “34 (a) 買方確認於此協議日期，在該地段內有可能存在墳墓、骨灰、甕或稱為「金塔」的含有人類遺骸的陶罐(以下統稱「可能存在墳墓」)。買方須被視為已對該地段於此協議日期的現有狀態和狀況感到滿意並已接受，並受制於可能存在墳墓，以及買方不得就此提出或提出任何性質的反對或申索。未經署長事先書面批准，買方不得干擾、移除或遷移任何可能存在墳墓，或允許或遭受干擾、移除或遷移任何可能存在墳墓。買方須容許政府及所有公眾人士於所有合理時間內免費、自由且不間斷地步行通過及往返、沿或穿過該地段內由馬窩路至可能存在墳墓的最短路線，反之亦然，致使署長在各方面滿意，並自費維護、保養和修葺該路徑，使該路徑處於良好和修繕妥當的狀態，並在各方面令署長滿意。就本(a)分條而言，署長就關於何謂合理時間的決定是最終的，並對買方具有約束力。
- (b) 就對買方或任何其他人士造成或買方或任何其他人士蒙受的任何損失、損壞、滋擾、干擾、死亡或傷害，不論是否因買方履行此特別條款(a)分條的責任或公眾行使此特別條款(a)分條的通行權或其他原因而直接或間接引起或附帶的，政府概不承擔任何義務或責任，買方亦不得針對政府就該等損失、損壞、滋擾、干擾、死亡或傷害提出任何申索。
- (c) 買方須就因買方履行此特別條款(a)分條下的義務而直接或間接引起或與之有關之任何形式之責任、申索、損失、損害賠償、費用、開支、成本、索求、法律行動及訴訟，不論如何產生，彌償政府及使其維持獲彌償。
- (d) 假如拆除或搬遷任何可能存在墳墓獲得批准，買方應自費負責清理、拆除或搬遷，以及須就清理、拆除或搬遷可能存在墳墓而直接或間接引起或與之有關之任何形式之責任、申索(包括「躉符」法事)、損失、損害賠償、費用、開支、成本、索求、法律行動及訴訟，不論如何產生，彌償政府及使其維持獲彌償。
- (e) 茲現明確協議及聲明，儘管本特別條款(a)分條賦予買方責任，惟買方並無意劃出而政府亦無同意劃出此特別條款(a)分條所述的該地段內的最短路徑或行人路或其任何一個的任何部分供公眾行使權利通行。
- (f) 茲現明確協議及聲明，儘管本特別條款(a)及(b)(ii)分條已訂明買方的責任，亦不可預期根據《建築物(規劃)規例》第22(1)條規例、其任何修訂本或取代本等獲取額外上蓋面積或地積比率的寬免或權利又或作出有關申索。為免生疑問，買方現明確放棄根據《建築物(規劃)規例》第22(1)條規例、其任何修訂本或取代本申索任何及所有額外上蓋面積或地積比率的寬免或權利。”

特別條款第48條

- “48 (a) 買方須在署長指定的期限內，自費以署長批准的方式、物料、標準、規格及設計將位置於該地段內、毗鄰或毗連的現有水管(粉紅色間交叉黑斜線範圍內的現有水管除外)改道至「署長」指定水平及位置，以及鋪設、塑造、提供、建造署長全權決定要求的下水道、排水溝、涵洞、帶蓋的沙井、通道和其他結構(「新水管」)以連接前述改道，其後由買方自費保養新水管至良好和修繕妥當的狀態，致使署長在各方面滿意。
- (b) 若買方未能在署長指定限期內履行此特別條款(a)分條之責任，政府可進行所需之工程，惟費用由買方支付，就此買方須應政府要求向政府繳付一筆款項，數額等於上述工程之費用，該數額由署長釐定，此決定為最終決定並對買方具約束力。
- (c) 買方須在所有時候允許政府、署長、其官員、承辦商、代理、工人及其他獲署長授權人士(可連同或不連同工具、設備、機器、機械或汽車)有權免費並不受干擾進出往返及穿越該地段及其任何部分及任何建於或將建於該地段之上的任何建築物或構築物，以便視察、操作、保養、維修、更換、檢查及監督任何須按此特別條款(a)分條進行的工程，及進行根據此特別條款第(b)分條進行的工程及任何其他署長認為有需要的工程。

- (d) 就對買方或任何其他人士造成或買方或任何其他人士蒙受的任何損失、損壞、滋擾或干擾，不論是否因買方履行此特別條款(a)分條的責任，或因政府、署長或其官員、承辦商、代理、工人或其他獲署長授權的人士行使此特別條款(b)及(c)分條的權利或其他原因而直接或間接引起或附帶的，政府概不承擔任何義務或責任，買方亦不得針對政府就該等損失、損壞、滋擾或干擾提出任何申索。
- (e) 買方須就因買方履行此特別條款(a)分條下的義務，或因政府、署長或其官員、承辦商、代理、工人或其他獲署長授權的人士行使此特別條款(b)及(c)分條的權利而直接或間接引起或與之有關之任何形式之責任、申索、損失、損害賠償、費用、開支、成本、索求、法律行動及訴訟，不論如何產生，彌償政府及使其維持獲彌償。”

公契

敘文(1)

“「屋苑公用地方及設施」

指為了供整個屋苑業主共同使用和受益，而非為了屋苑的任何業主或業主團體的的個別利益的部分、區域、設備和設施，包括但不限於：

...

(d) 行人路；

...”

“「行人路」

指批地文件特別條款第(33)(b)條描述的、並在附圖及其後期數分公契附圖以黃色間黑斜線顯示的該等行人路或行人徑。”

第39條

“39. 在不局限此後提及的管理人的其他明示權力的一般性的情況下，管理人應擁有權力：-

...

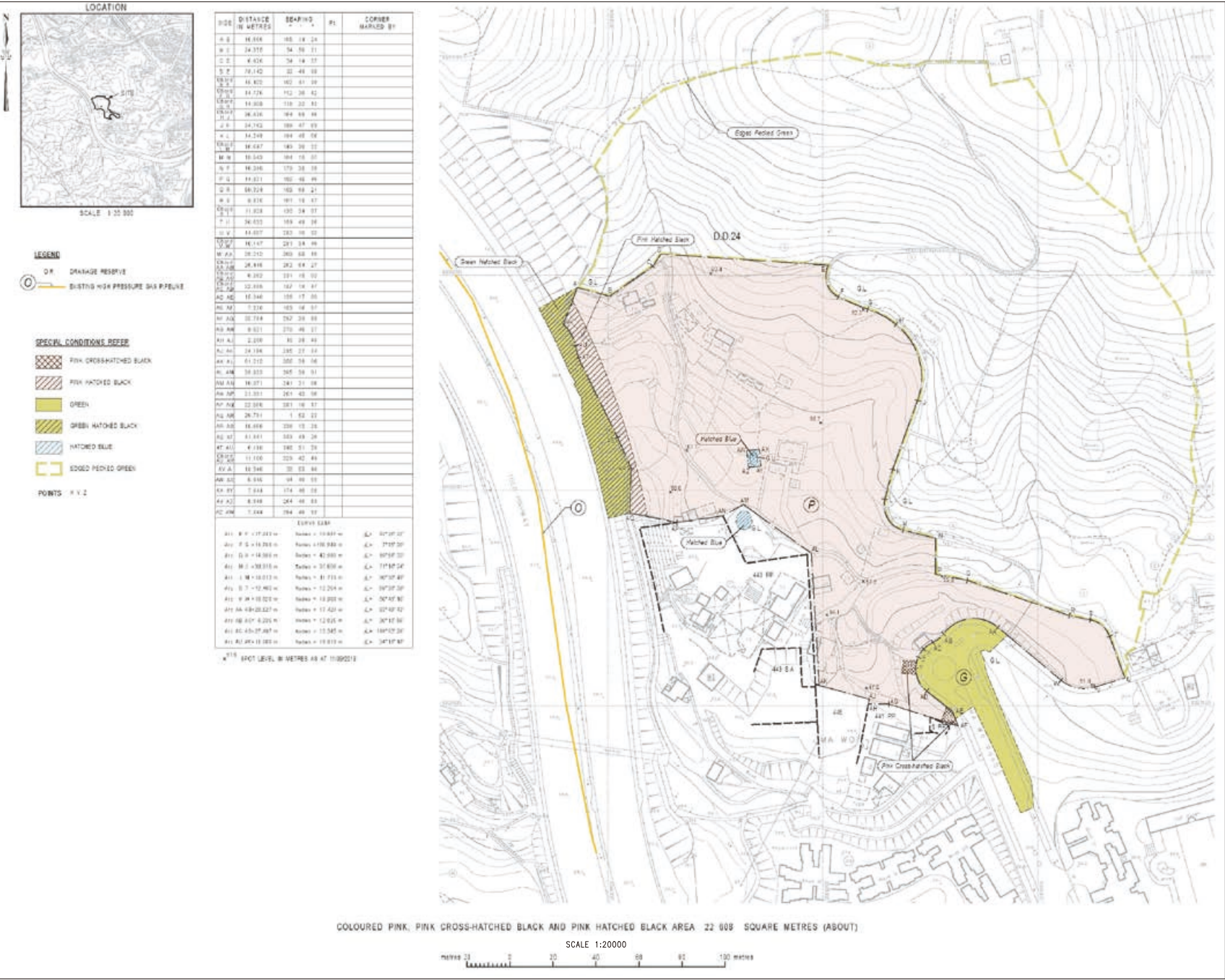
- (f) 遵行並確保遵行所有適用於公用地方及設施或該地段整體的法律和批地文件條款，包括但不限於批地文件特別條款第(33)條所提及的有關行人路的條款。”

第3附表第59段

- “59. (a) 在行人路完工並致使署長在各方面滿意前，業主須容許政府及所有公眾人士於所有合理時間內免費、自由且不間斷地步行通過及往返、沿或穿過該地段內由馬窩路至現存墳墓的最短路線，反之亦然，致使署長在各方面滿意，並自費維護、保養和修葺該路徑，使該路徑處於良好和修繕妥當的狀態，並在各方面令署長滿意。
- (b) 行人路完工後，業主在批地文件批租年期內須容許政府及所有公眾人士免費、自由且不間斷地步行通過及往返、沿或穿過行人路往返現存墳墓。
- (c) 業主在批地文件批租年期內須自費維護、保養和修葺行人路，使行人路處於良好和修繕妥當的狀態，致使署長在各方面滿意。
- (d) 業主須容許政府及所有公眾人士於所有合理時間內免費、自由且不間斷地步行通過及往返、沿或穿過該地段內由馬窩路至可能存在墳墓的最短路線，反之亦然，致使署長在各方面滿意，並自費維護、保養和修葺該路徑，使該路徑處於良好和修繕妥當的狀態，並在各方面令署長滿意。就本分條而言，署長就關於何謂合理時間的決定是最終的，並對買方具有約束力。
- (e) 為了此第59段的目的，「現存墳墓」依照批地文件特別條款第(33)(a)條定義，「可能存在墳墓」依照批地文件特別條款第(34)(a)條定義，地政總署署長對關於何謂所有合理時間的決定為最終決定並對業主具有約束力。”

撥出私人地方供公眾使用的契據

不適用

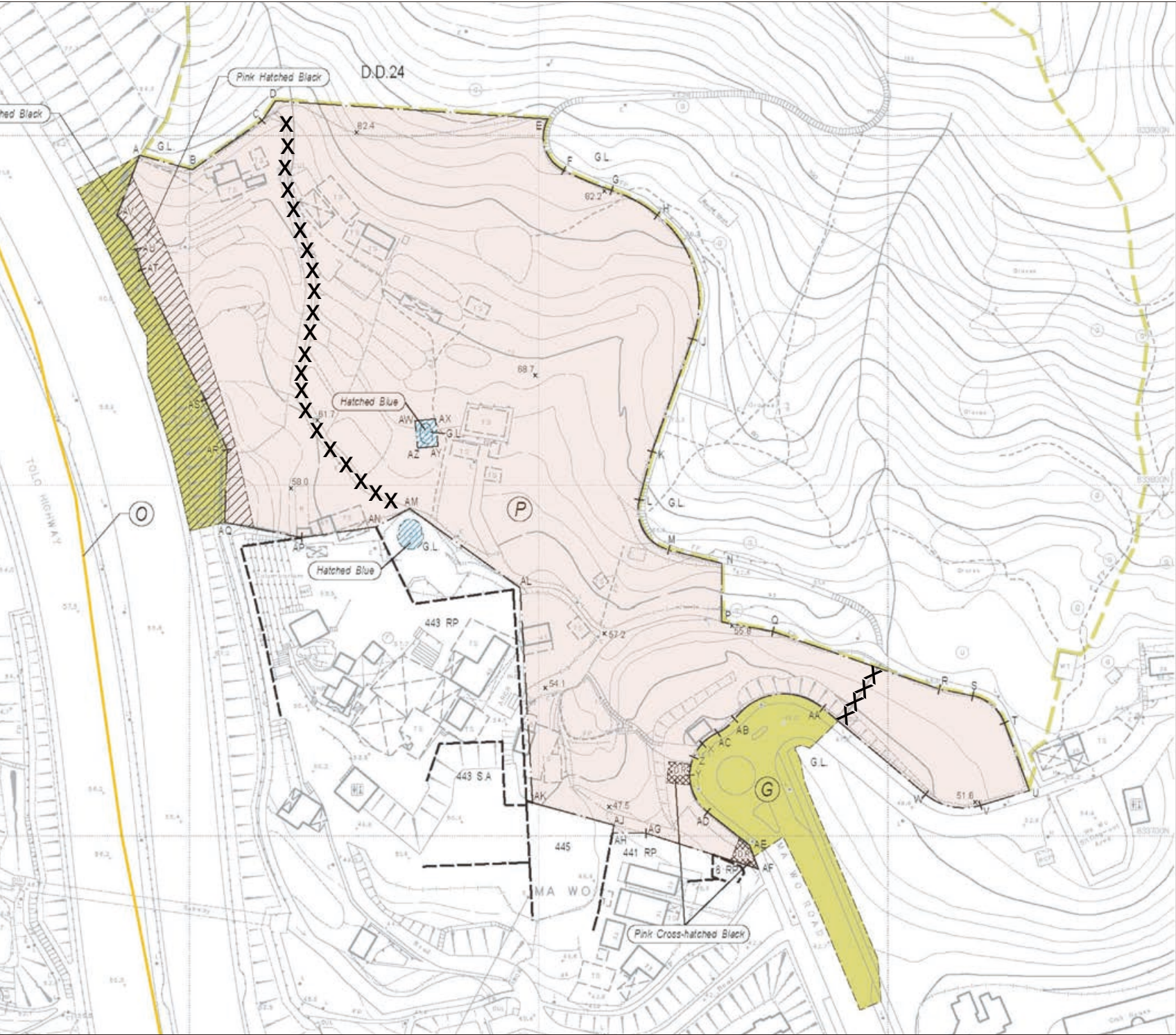


Remark:

The plan above is for showing the location of the Green Area only. Other matters shown in this plan may not reflect their latest conditions.

備註：

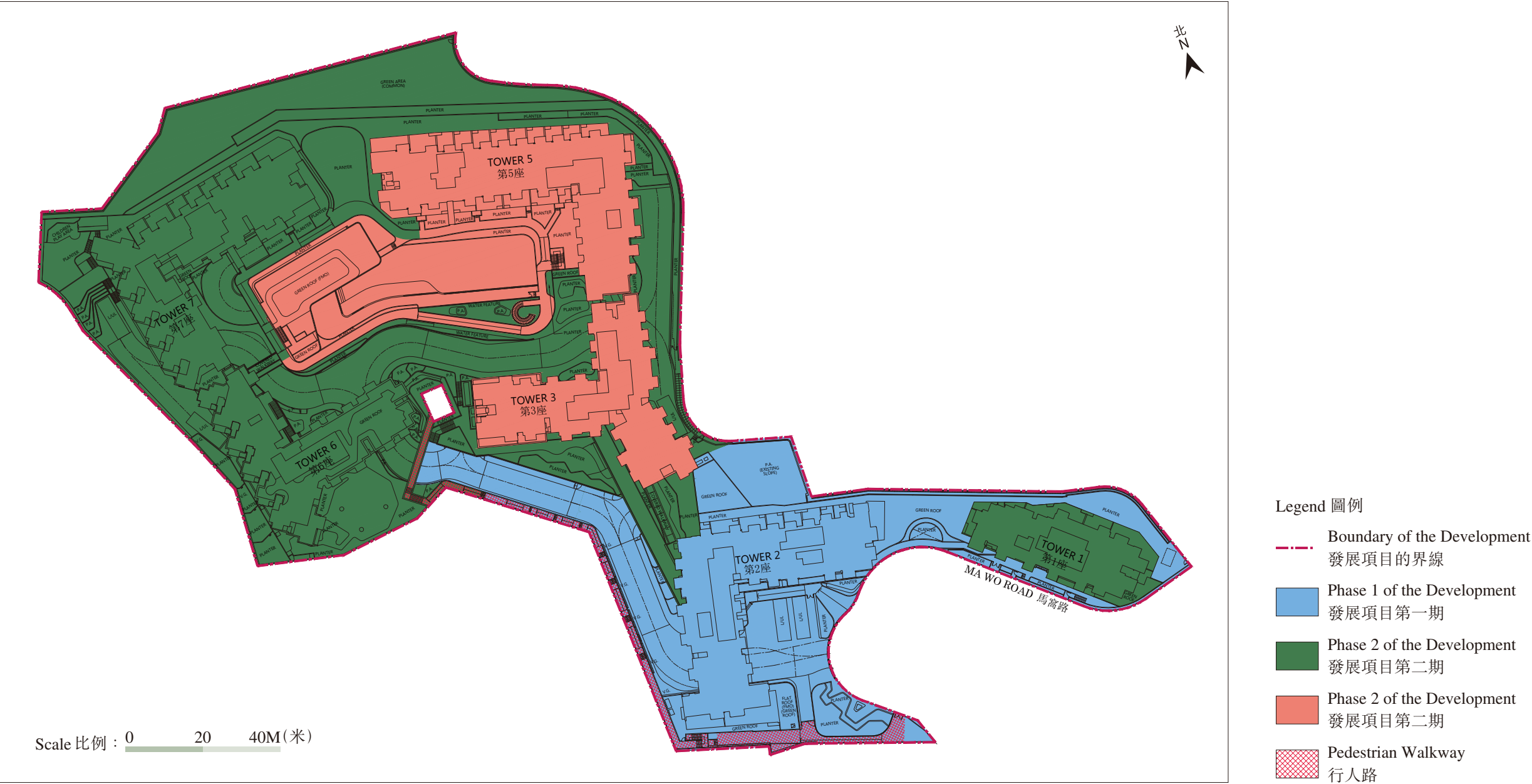
上圖僅作顯示「綠色範圍」的位置，圖中所示之其他事項未必能反映其最新狀況。



Legend 圖例
X X Diversion of existing drainage
現有水管改道

Remark:
The plan above is for showing the location of the diversion of existing drainage only. Other matters shown in this plan may not reflect their latest conditions.

備註：
上圖僅作顯示現有水管改道的位置。圖中所示之其他事項未必能反映其最新狀況。



Remarks:

1. The plan above is for showing the location of the Pedestrian Walkway only. Other matters shown in this plan may not reflect their latest conditions.
2. The plan above shows the layout of the Development from an aerial view only. The boundaries and areas of different phases on different floors could be different from those shown here.

備註：


1. 上圖僅作顯示「行人路」的位置，圖中所示之其他事項未必能反映其最新狀況。
2. 上圖僅顯示從上空鳥瞰可見之發展項目布局。不同期數於不同樓層上的邊界和範圍可能與本圖所示者不同。

- a. The purchaser is recommended to instruct a separate firm of solicitors (other than that acting for the owner) to act for the purchaser in relation to the transaction.
- b. If the purchaser instructs such separate firm of solicitors to act for the purchaser in relation to the transaction, that firm will be able to give independent advice to the purchaser.
- c. If the purchaser instructs the firm of solicitors acting for the owner to act for the purchaser as well, and a conflict of interest arises between the owner and the purchaser,
 - (i) that firm may not be able to protect the purchaser's interests; and
 - (ii) the purchaser may have to instruct a separate firm of solicitors.
- d. In the case of paragraph (c)(ii), the total solicitors' fees payable by the purchaser may be higher than the fees that would have been payable if the purchaser had instructed a separate firm of solicitors in the first place.

- a. 現建議買方聘用一間獨立的律師事務所 (代表擁有人行事者除外)，以在交易中代表買方行事。
- b. 如買方聘用上述的獨立的律師事務所，以在交易中代表買方行事，該律師事務所將會能夠向買方提供獨立意見。
- c. 如買方聘用代表擁有人行事的律師事務所同時代表買方行事，而擁有人與買方之間出現利益衝突 –
 - (i) 該律師事務所可能不能夠保障買方的利益；及
 - (ii) 買方可能要聘用一間獨立的律師事務所。
- d. 如屬(c)(ii)段的情況，買方須支付的律師費用總數，可能高於如買方自一開始即聘用一間獨立的律師事務所便須支付的費用。

19 CROSS-SECTION PLAN OF BUILDING IN THE PHASE 期數中的建築物的橫截面圖

CROSS-SECTION PLAN A-A TOWER 1
橫截面圖 A-A 第1座

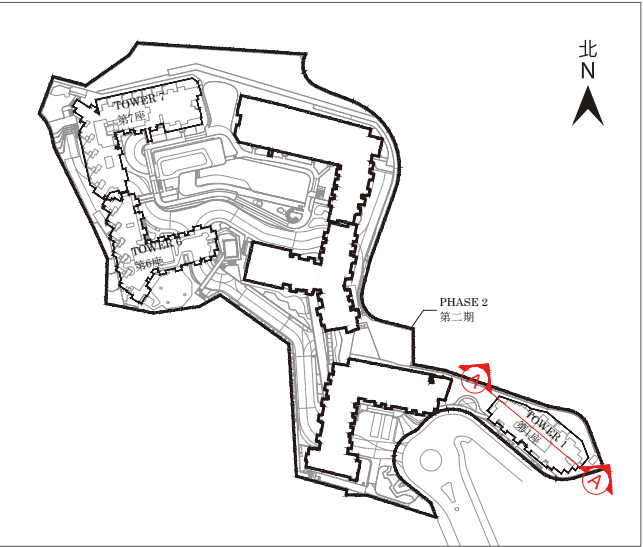


Notes:

1. (▽) denotes height (in metres) above the Hong Kong Principal Datum.
2. (---) Dotted line denotes the level of the lowest residential floor.
3. The part of Ma Wo Road adjacent to the building is 51.36 to 53.34 metres above Hong Kong Principal Datum.
4. The part of the existing pavement adjacent to the building is 55.36 metres above Hong Kong Principal Datum.

備註：

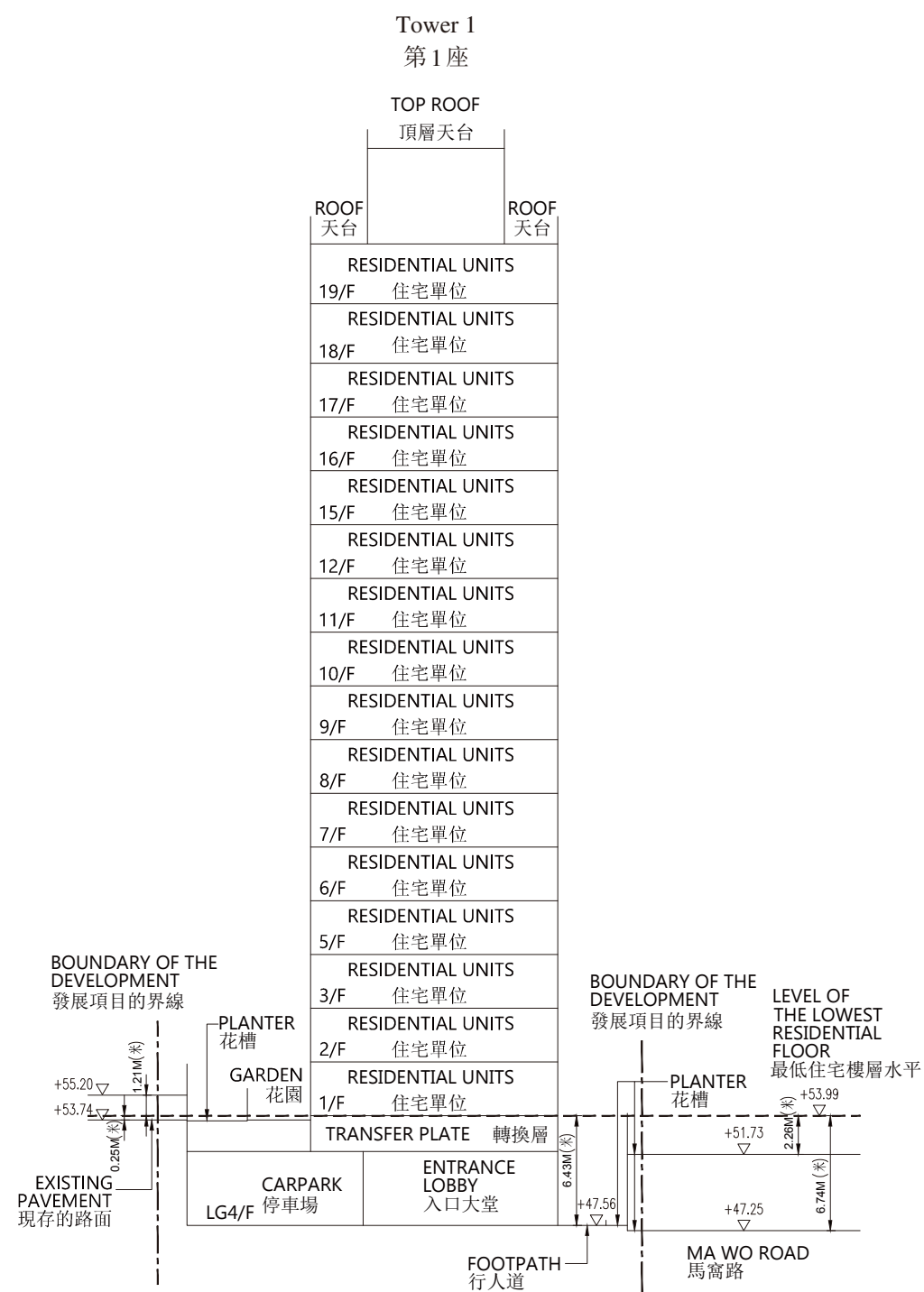
1. (▽) 代表香港主水平基準以上的高度 (米)。
2. (---) 虛線代表最低住宅樓層水平。
3. 毗鄰建築物的一段馬窩路為香港主水平基準以上 51.36 米至 53.34 米。
4. 毗鄰建築物的一段現存的路面為香港主水平基準以上 55.36 米。



Key Plan 指示圖

19 CROSS-SECTION PLAN OF BUILDING IN THE PHASE 期數中的建築物的橫截面圖

CROSS-SECTION PLAN B-B TOWER 1
橫截面圖 B-B 第1座

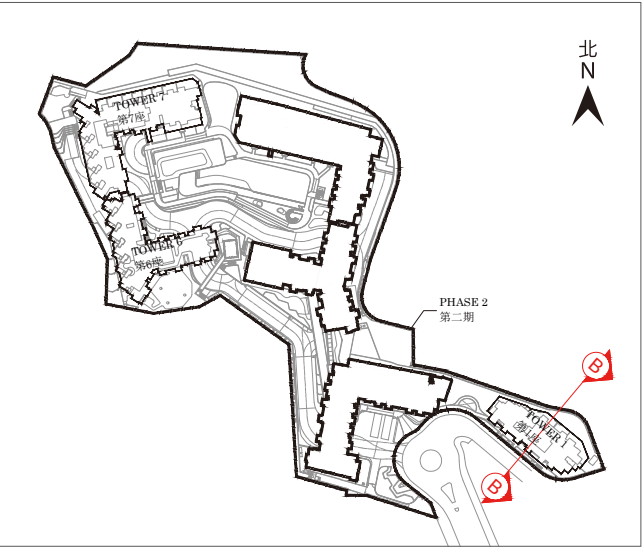


Notes:

1. (▽) denotes height (in metres) above the Hong Kong Principal Datum.
2. (---) Dotted line denotes the level of the lowest residential floor.
3. The part of Ma Wo Road adjacent to the building is 47.25 to 51.73 metres above Hong Kong Principal Datum.
4. The part of the footpath adjacent to the building is 47.56 metres above Hong Kong Principal Datum.
5. The part of the existing pavement adjacent to the building is 53.74 to 55.20 metres above Hong Kong Principal Datum.

備註：

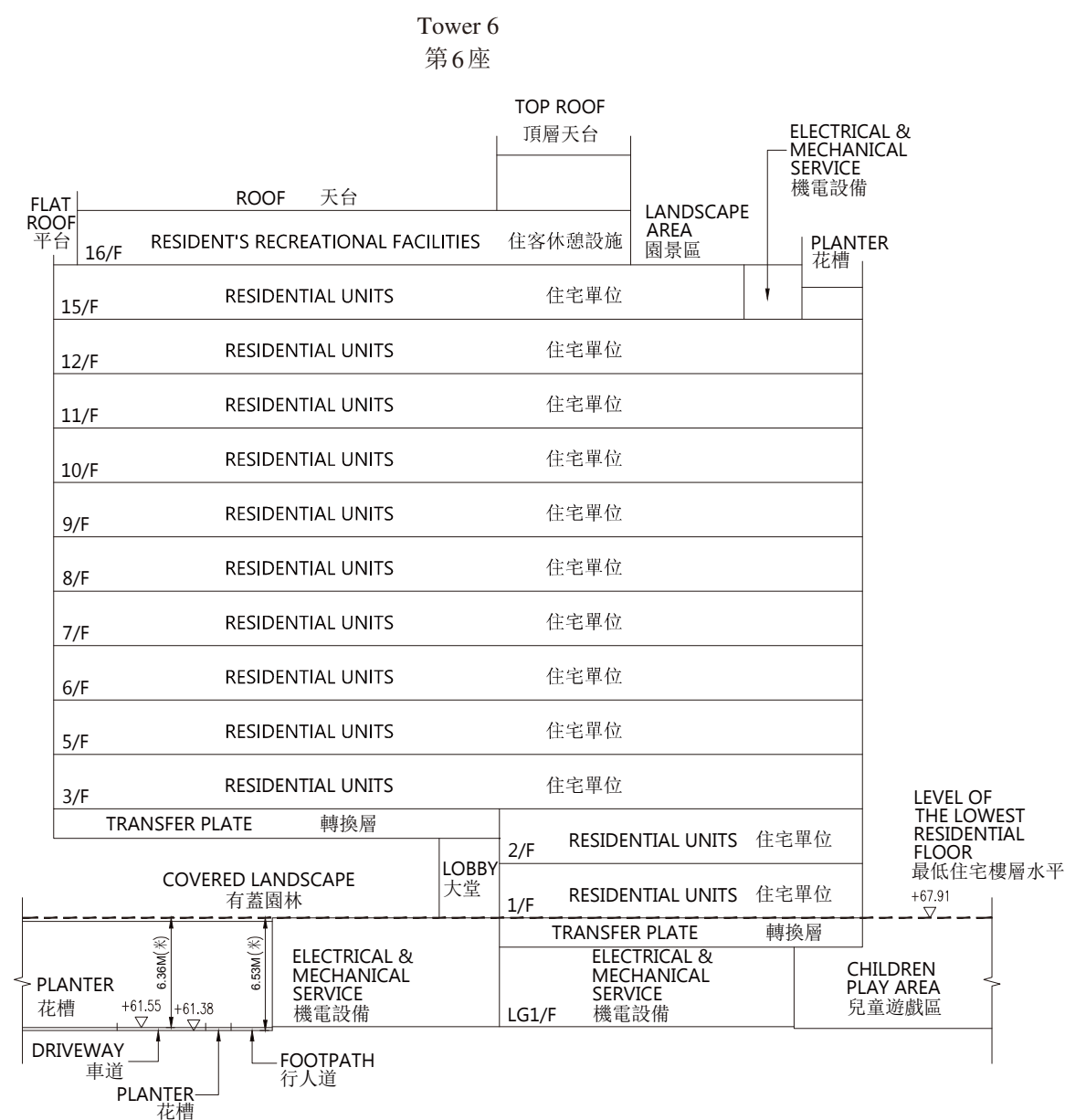
1. (▽) 代表香港主水平基準以上的高度(米)。
2. (---) 虛線代表最低住宅樓層水平。
3. 毗鄰建築物的一段馬窩路為香港主水平基準以上47.25米至51.73米。
4. 毗鄰建築物的一段行人道為香港主水平基準以上47.56米。
5. 毗鄰建築物的一段現存的路面為香港主水平基準以上53.74米至55.20米。



Key Plan 指示圖

19 CROSS-SECTION PLAN OF BUILDING IN THE PHASE 期數中的建築物的橫截面圖

CROSS-SECTION PLAN A-A TOWER 6
橫截面圖 A-A 第6座



Notes:

1. (▽) denotes height (in metres) above the Hong Kong Principal Datum.
2. (---) Dotted line denotes the level of the lowest residential floor.
3. The part of the driveway adjacent to the building is 61.38 to 61.55 metres above Hong Kong Principal Datum.
4. The part of the footpath adjacent to the building is 61.38 to 61.55 metres above Hong Kong Principal Datum.

備註：

1. (▽) 代表香港主水平基準以上的高度 (米)。
2. (---) 虛線代表最低住宅樓層水平。
3. 毗鄰建築物的一段車道為香港主水平基準以上 61.38 米至 61.55 米。
4. 毗鄰建築物的一段行人道為香港主水平基準以上 61.38 米至 61.55 米。

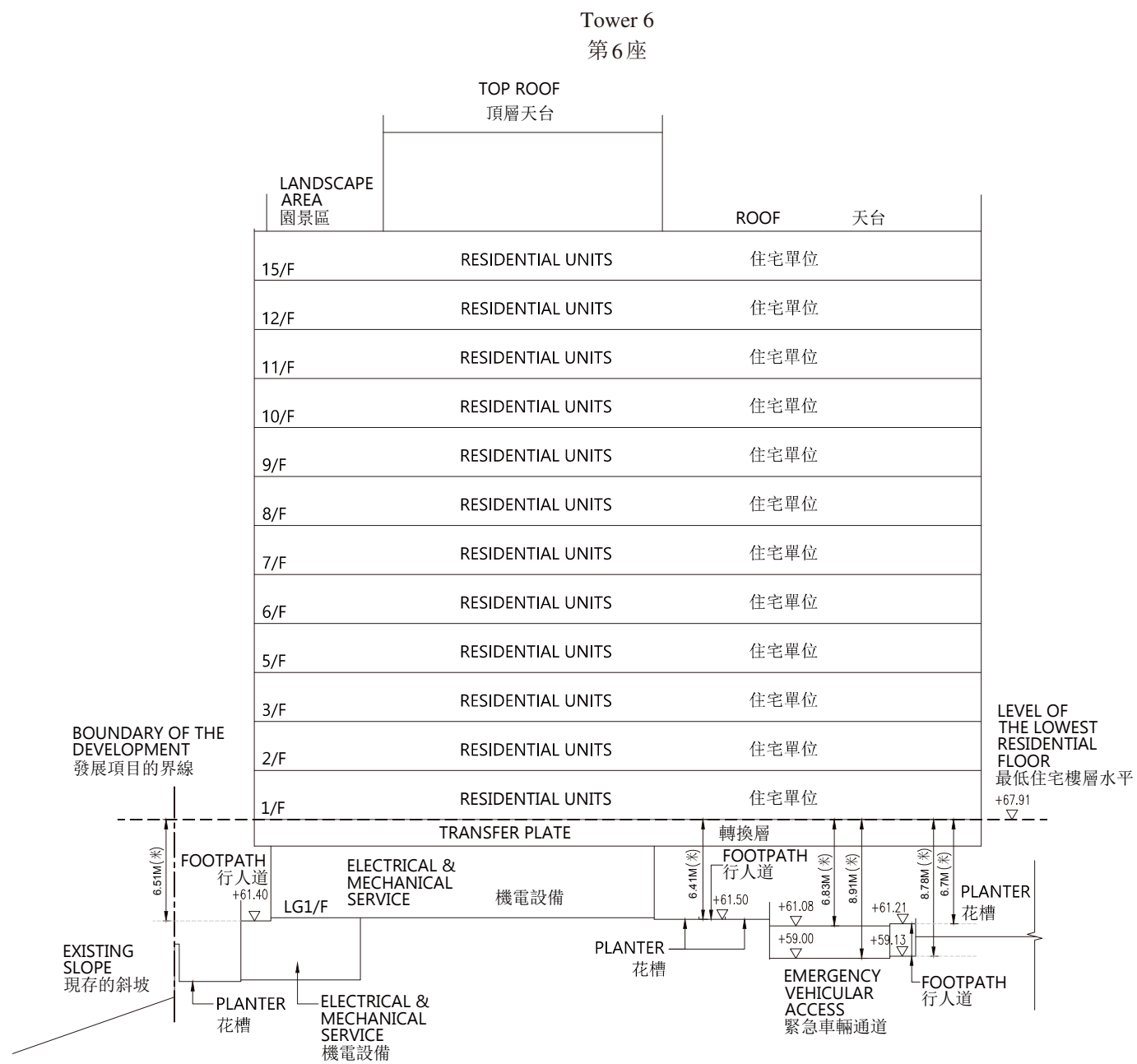


Key Plan 指示圖

19 CROSS-SECTION PLAN OF BUILDING IN THE PHASE 期數中的建築物的橫截面圖

CROSS-SECTION PLAN B-B TOWER 6

橫截面圖 B-B 第6座

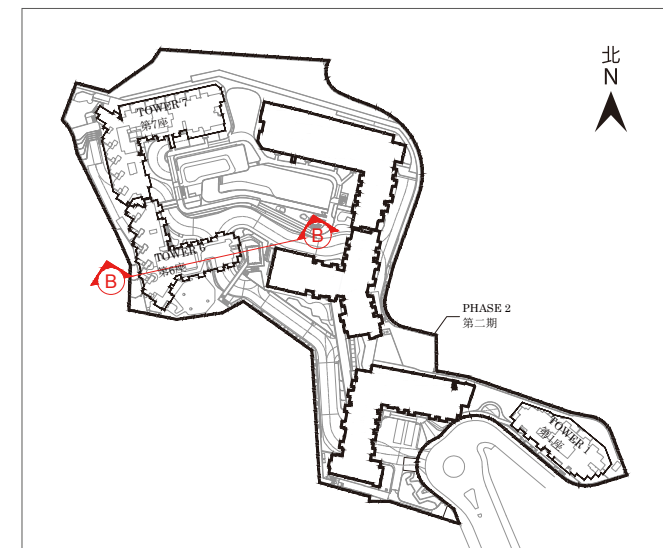


Notes:

1. (▽) denotes height (in metres) above the Hong Kong Principal Datum.
2. (---) Dotted line denotes the level of the lowest residential floor.
3. The part of Emergency Vehicular Access adjacent to the building is 59.00 to 61.08 metres above Hong Kong Principal Datum.
4. The part of the footpath adjacent to the building is 59.13 to 61.21 metres above Hong Kong Principal Datum.
5. The part of the footpath adjacent to the building is 61.50 metres above Hong Kong Principal Datum.
6. The part of the footpath adjacent to the building is 61.40 metres above Hong Kong Principal Datum.

備註：

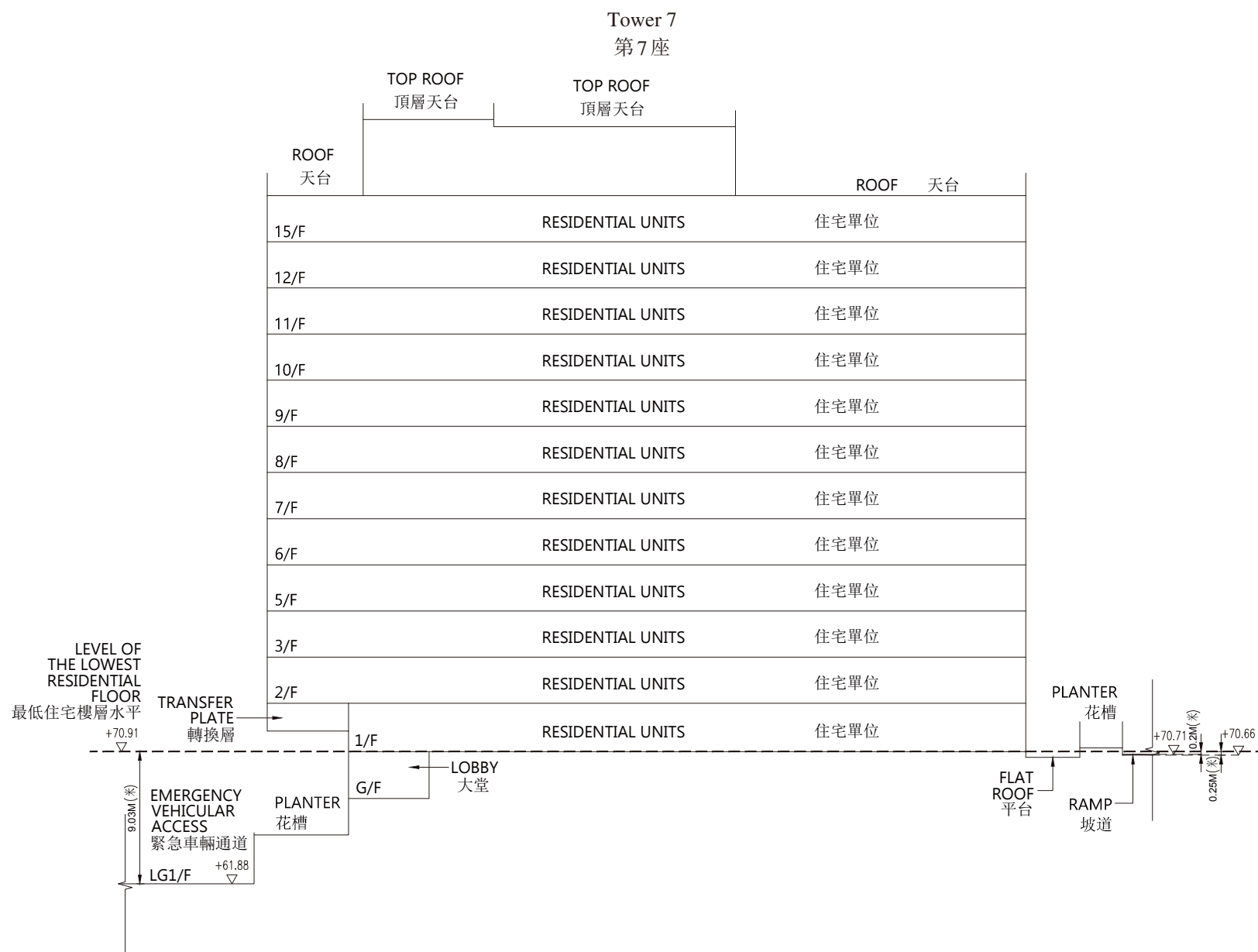
1. (▽) 代表香港主水平基準以上的高度(米)。
2. (---) 虛線代表最低住宅樓層水平。
3. 毗鄰建築物的一段緊急車輛通道為香港主水平基準以上 59.00 米至 61.08 米。
4. 毗鄰建築物的一段行人道為香港主水平基準以上 59.13 米至 61.21 米。
5. 毗鄰建築物的一段行人道為香港主水平基準以上 61.50 米。
6. 毗鄰建築物的一段行人道為香港主水平基準以上 61.40 米。



Key Plan 指示圖

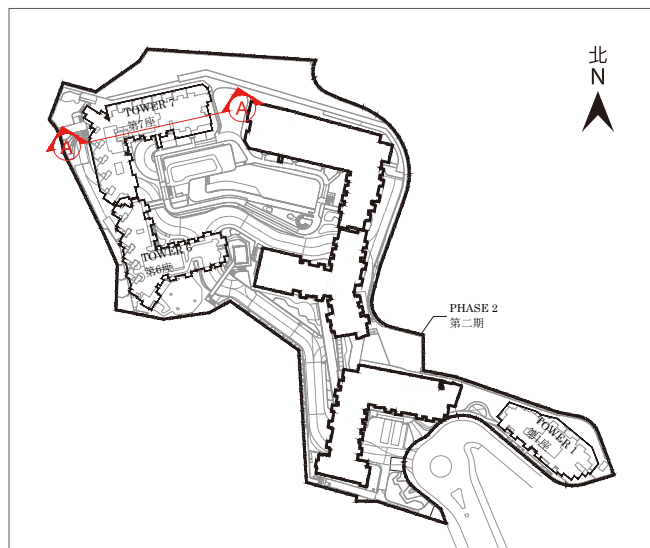
19 CROSS-SECTION PLAN OF BUILDING IN THE PHASE 期數中的建築物的橫截面圖

CROSS-SECTION PLAN A-A TOWER 7
橫截面圖 A-A 第7座



Notes:

1. (▽) denotes height (in metres) above the Hong Kong Principal Datum.
2. (---) Dotted line denotes the level of the lowest residential floor.
3. The part of Emergency Vehicular Access adjacent to the building is 61.88 metres above Hong Kong Principal Datum.
4. The part of ramp adjacent to the building is 70.66 to 70.71 metres above Hong Kong Principal Datum.



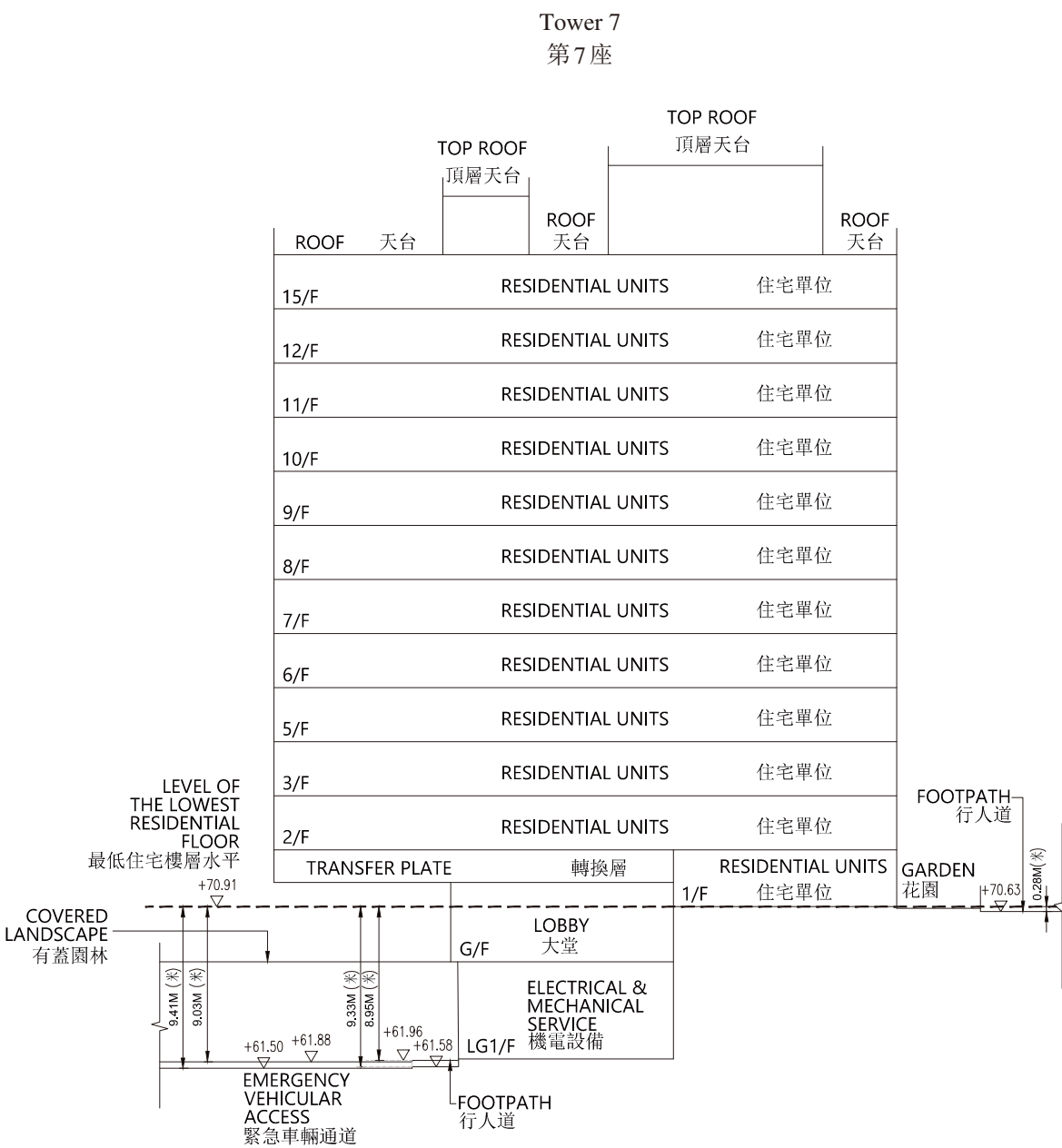
Key Plan 指示圖

備註：

1. (▽) 代表香港主水平基準以上的高度(米)。
2. (---) 虛線代表最低住宅樓層水平。
3. 毗鄰建築物的一段緊急車輛通道為香港主水平基準以上 61.88 米。
4. 毗鄰建築物的一段坡道為香港主水平基準以上 70.66 米至 70.71 米。

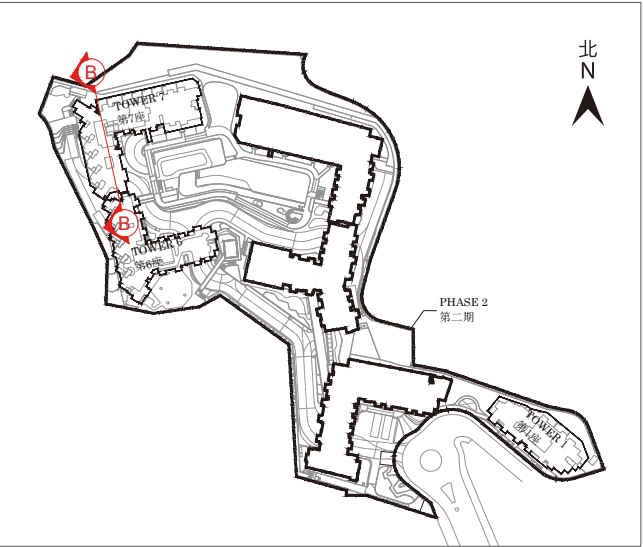
19 CROSS-SECTION PLAN OF BUILDING IN THE PHASE 期數中的建築物的橫截面圖

CROSS-SECTION PLAN B-B TOWER 7
橫截面圖 B-B 第7座



- Notes:
- (▽) denotes height (in metres) above the Hong Kong Principal Datum.
 - (---) Dotted line denotes the level of the lowest residential floor.
 - The part of Emergency Vehicular Access adjacent to the building is 61.50 to 61.88 metres above Hong Kong Principal Datum.
 - The part of the footpath adjacent to the building is 61.58 to 61.96 metres above Hong Kong Principal Datum.
 - The part of the footpath adjacent to the building is 70.63 metres above Hong Kong Principal Datum.

- 備註：
- (▽) 代表香港主水平基準以上的高度（米）。
 - (---) 虛線代表最低住宅樓層水平。
 - 毗鄰建築物的一段緊急車輛通道為香港主水平基準以上 61.50 米至 61.88 米。
 - 毗鄰建築物的一段行人道為香港主水平基準以上 61.58 米至 61.96 米。
 - 毗鄰建築物的一段行人道為香港主水平基準以上 70.63 米。



Key Plan 指示圖

ELEVATION PLAN 1 TOWER 1
立面圖 1 第1座



Key Plan 指示圖

Tower 1
第1座



OTHER PHASES
其他期數

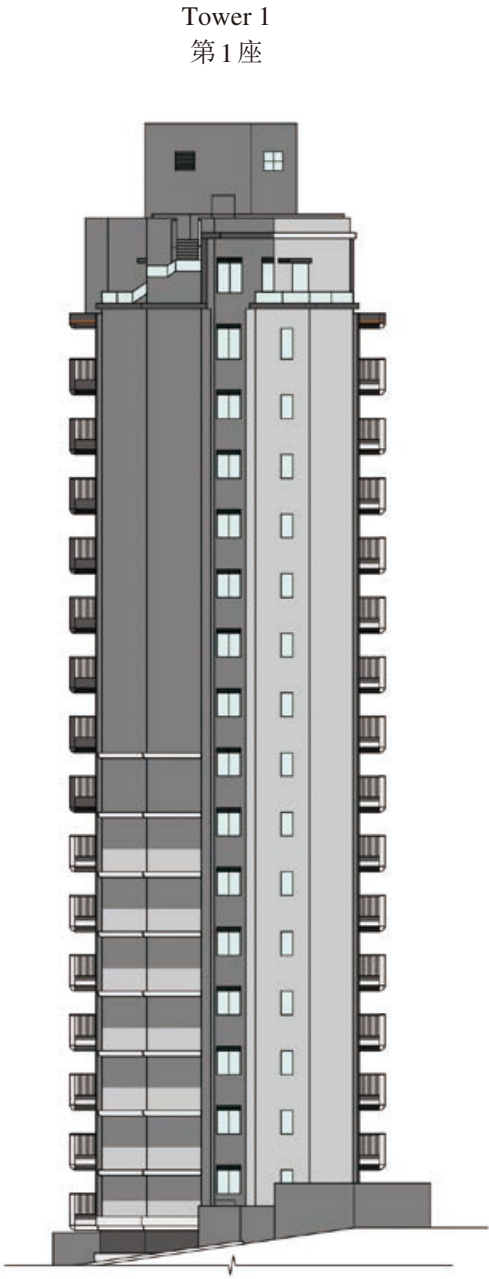
Authorized Person for the Phase certified that the elevations shown on these plan:

- 1. are prepared on the basis of the approved building plans for the Phase as of 8 August 2024; and
- 2. are in general accordance with the outward appearance of the Phase.

期數的認可人士已證明本圖所顯示的立面：

- 1. 以2024年8月8日的情況為準的期數經批准的建築圖則為基礎擬備；及
- 2. 大致上與該期數的外觀一致。

ELEVATION PLAN 2 TOWER 1
立面圖 2 第1座



Key Plan 指示圖

Authorized Person for the Phase certified that the elevations shown on these plan:

- 1. are prepared on the basis of the approved building plans for the Phase as of 8 August 2024; and
- 2. are in general accordance with the outward appearance of the Phase.

期數的認可人士已證明本圖所顯示的立面：

- 1. 以2024年8月8日的情況為準的期數經批准的建築圖則為基礎擬備；及
- 2. 大致上與該期數的外觀一致。

ELEVATION PLAN 3 TOWER 1
立面圖3 第1座



Key Plan 指示圖

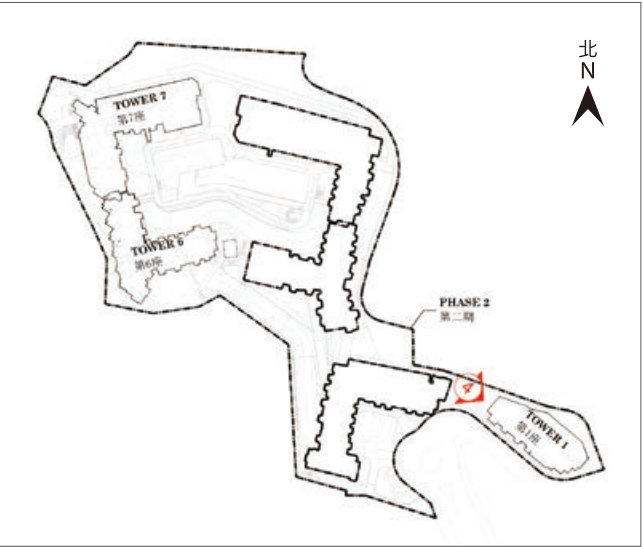
Authorized Person for the Phase certified that the elevations shown on these plan:

1. are prepared on the basis of the approved building plans for the Phase as of 8 August 2024; and
2. are in general accordance with the outward appearance of the Phase.

期數的認可人士已證明本圖所顯示的立面：

1. 以2024年8月8日的情況為準的期數經批准的建築圖則為基礎擬備；及
2. 大致上與該期數的外觀一致。

ELEVATION PLAN 4 TOWER 1
立面圖 4 第1座



Key Plan 指示圖

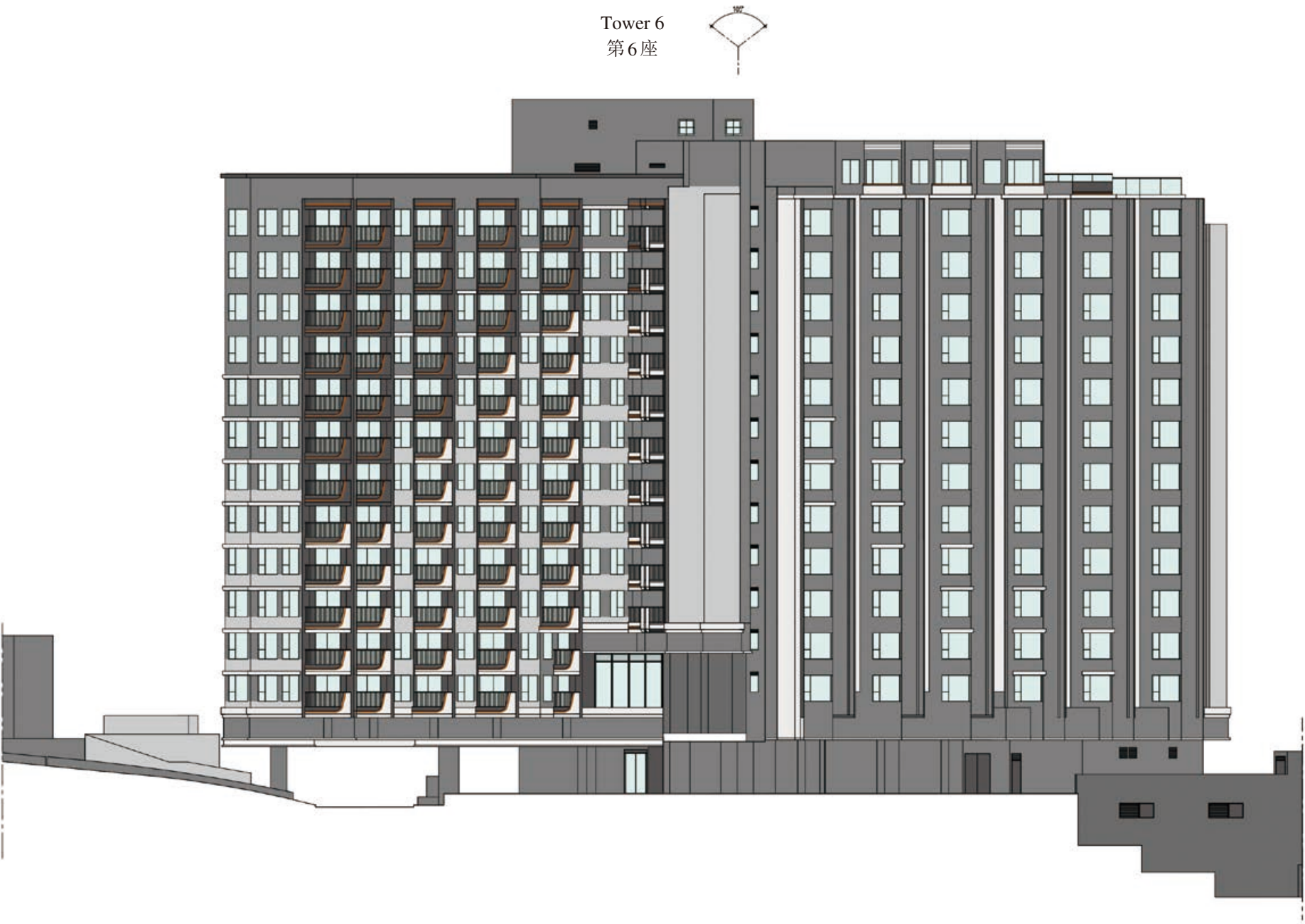
Authorized Person for the Phase certified that the elevations shown on these plan:

- 1. are prepared on the basis of the approved building plans for the Phase as of 8 August 2024; and
- 2. are in general accordance with the outward appearance of the Phase.

期數的認可人士已證明本圖所顯示的立面：

- 1. 以2024年8月8日的情況為準的期數經批准的建築圖則為基礎擬備；及
- 2. 大致上與該期數的外觀一致。

ELEVATION PLAN 1 TOWER 6
立面圖 1 第6座



Key Plan 指示圖

Authorized Person for the Phase certified that the elevations shown on these plan:

1. are prepared on the basis of the approved building plans for the Phase as of 8 August 2024; and
2. are in general accordance with the outward appearance of the Phase.

期數的認可人士已證明本圖所顯示的立面：

1. 以2024年8月8日的情況為準的期數經批准的建築圖則為基礎擬備；及
2. 大致上與該期數的外觀一致。

ELEVATION PLAN 2 TOWER 6
立面圖 2 第6座



Key Plan 指示圖

Authorized Person for the Phase certified that the elevations shown on these plan:

- 1. are prepared on the basis of the approved building plans for the Phase as of 8 August 2024; and
- 2. are in general accordance with the outward appearance of the Phase.

期數的認可人士已證明本圖所顯示的立面：

- 1. 以2024年8月8日的情況為準的期數經批准的建築圖則為基礎擬備；及
- 2. 大致上與該期數的外觀一致。

ELEVATION PLAN 3 TOWER 6
立面圖3 第6座



Key Plan 指示圖

Authorized Person for the Phase certified that the elevations shown on these plan:

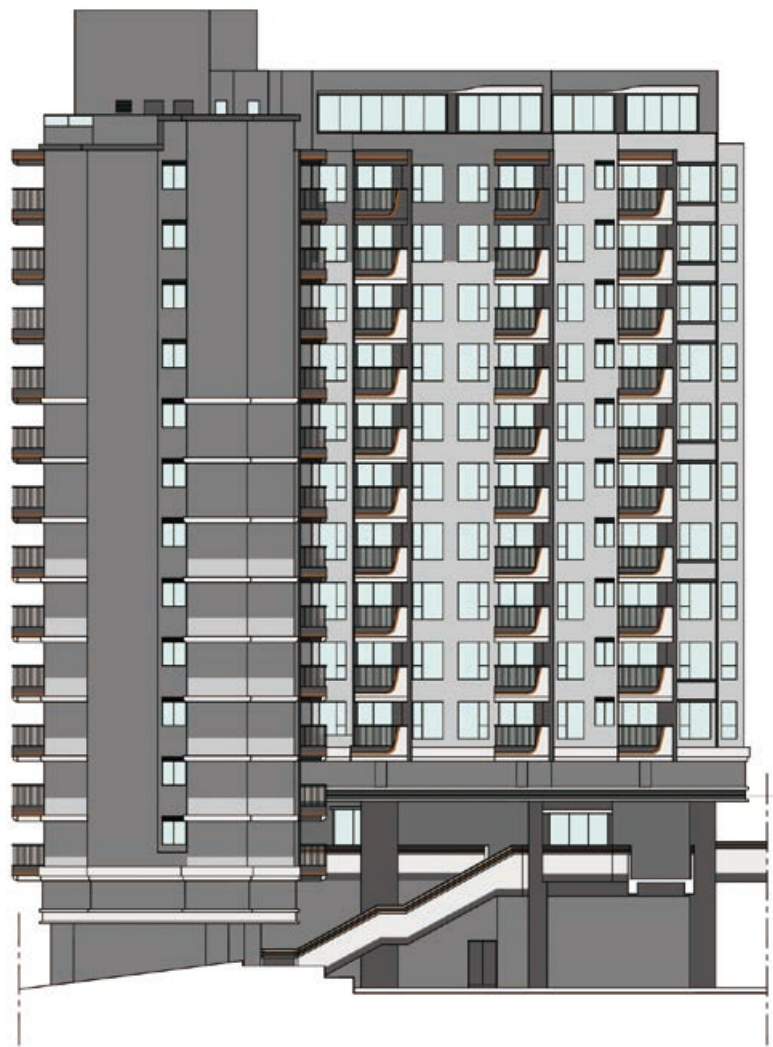
1. are prepared on the basis of the approved building plans for the Phase as of 8 August 2024; and
2. are in general accordance with the outward appearance of the Phase.

期數的認可人士已證明本圖所顯示的立面：

1. 以2024年8月8日的情況為準的期數經批准的建築圖則為基礎擬備；及
2. 大致上與該期數的外觀一致。

ELEVATION PLAN 4 TOWER 6
立面圖 4 第6座

Tower 6
第6座



Key Plan 指示圖

Authorized Person for the Phase certified that the elevations shown on these plan:

- 1. are prepared on the basis of the approved building plans for the Phase as of 8 August 2024; and
- 2. are in general accordance with the outward appearance of the Phase.

期數的認可人士已證明本圖所顯示的立面：

- 1. 以2024年8月8日的情況為準的期數經批准的建築圖則為基礎擬備；及
- 2. 大致上與該期數的外觀一致。

ELEVATION PLAN 1 TOWER 7
立面圖 1 第7座



Key Plan 指示圖

Authorized Person for the Phase certified that the elevations shown on these plan:

- 1. are prepared on the basis of the approved building plans for the Phase as of 8 August 2024; and
- 2. are in general accordance with the outward appearance of the Phase.

期數的認可人士已證明本圖所顯示的立面：

- 1. 以2024年8月8日的情況為準的期數經批准的建築圖則為基礎擬備；及
- 2. 大致上與該期數的外觀一致。

ELEVATION PLAN 2 TOWER 7
立面圖 2 第 7 座



Key Plan 指示圖

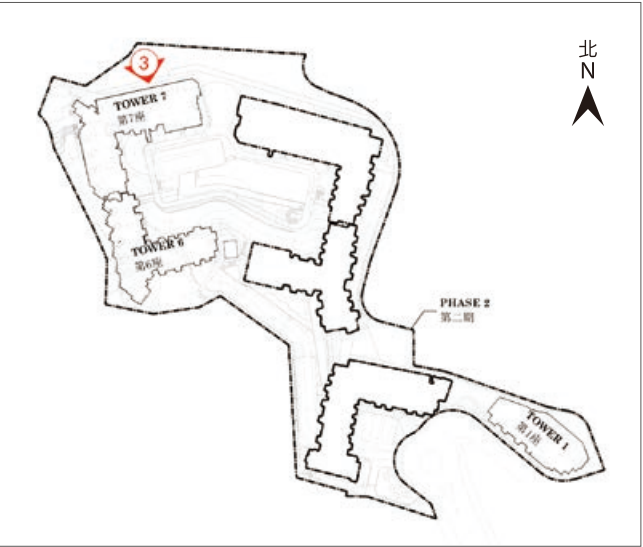
Authorized Person for the Phase certified that the elevations shown on these plan:

- 1. are prepared on the basis of the approved building plans for the Phase as of 8 August 2024; and
- 2. are in general accordance with the outward appearance of the Phase.

期數的認可人士已證明本圖所顯示的立面：

- 1. 以 2024 年 8 月 8 日的情況為準的期數經批准的建築圖則為基礎擬備；及
- 2. 大致上與該期數的外觀一致。

ELEVATION PLAN 3 TOWER 7
立面圖3 第7座



Key Plan 指示圖

Authorized Person for the Phase certified that the elevations shown on these plan:

1. are prepared on the basis of the approved building plans for the Phase as of 8 August 2024; and
2. are in general accordance with the outward appearance of the Phase.

期數的認可人士已證明本圖所顯示的立面：

1. 以2024年8月8日的情況為準的期數經批准的建築圖則為基礎擬備；及
2. 大致上與該期數的外觀一致。

ELEVATION PLAN 4 TOWER 7
立面圖 4 第 7 座



Key Plan 指示圖

Authorized Person for the Phase certified that the elevations shown on these plan:

- 1. are prepared on the basis of the approved building plans for the Phase as of 8 August 2024; and
- 2. are in general accordance with the outward appearance of the Phase.

期數的認可人士已證明本圖所顯示的立面：

- 1. 以 2024 年 8 月 8 日的情況為準的期數經批准的建築圖則為基礎擬備；及
- 2. 大致上與該期數的外觀一致。

ELEVATION PLAN 5 TOWER 7
立面圖 5 第 7 座



Key Plan 指示圖

Authorized Person for the Phase certified that the elevations shown on these plan:

1. are prepared on the basis of the approved building plans for the Phase as of 8 August 2024; and
2. are in general accordance with the outward appearance of the Phase.

期數的認可人士已證明本圖所顯示的立面：

1. 以 2024 年 8 月 8 日的情況為準的期數經批准的建築圖則為基礎擬備；及
2. 大致上與該期數的外觀一致。

21

INFORMATION ON COMMON FACILITIES IN THE PHASE 期數中的公用設施的資料

Common Facilities 公用設施		Covered Area 有蓋面積	Uncovered Area 無蓋面積	Total Area 總面積
Residents' clubhouse (including any recreational facilities for residents' use) 住客會所 (包括供住客使用的任何康樂設施)	sq. ft. 平方呎	4921	2751	7672
	sq. m. 平方米	457.126	255.528	712.654
Communal garden or play area for residents' use on the roof, or on any floor between the roof and the lowest residential floor, of a building in the Phase (whether known as a communal sky garden or otherwise) 位於期數中的建築物的天台或在天台和最低一層住宅樓層之間的任何一層的、供住客使用的公用花園或遊樂地方 (不論是稱為公用空中花園或其他名稱)	sq. ft. 平方呎	Not applicable 不適用	14503	14503
	sq. m. 平方米	Not applicable 不適用	1347.373	1347.373
Communal garden or play area for residents' use below the lowest residential floor of a building in the Phase (whether known as a covered and landscaped play area or otherwise) 位於期數中的建築物的最低一層住宅樓層以下的、供住客使用的公用花園或遊樂地方 (不論是稱為有蓋及園景的遊樂場或有其他名稱)	sq. ft. 平方呎	18078	21778	39856
	sq. m. 平方米	1679.467	2023.250	3702.717

Note:
The above areas have been converted to square feet based on a conversion rate of 1 square metre = 10.764 square feet and rounded off to the nearest integer and may be slightly different from that shown in square metre.

附註：
上述所列之面積則以1平方米 = 10.764平方呎換算並四捨五入至整數平方呎；因四捨五入的關係，平方呎與平方米之數字可能有些微差異。

1. A copy of the outline zoning plan (OZP) relating to the development is available at www.ozp.tpb.gov.hk.
2. A copy of the latest draft of every deed of mutual covenant in respect of the specified residential property as at the date on which the specified residential property is offered to be sold is available for inspection at the place at which the specified residential property is offered to be sold.
3. The inspection is free of charge.

1. 備有關乎本發展項目的分區計劃大綱圖的文本供閱覽的互聯網網站的網址為 www.ozp.tpb.gov.hk。
2. 關於指明住宅物業的每一公契在將指明住宅物業提供出售的日期的最新擬稿存放在指明住宅物業的售樓處，以供閱覽。
3. 無須為閱覽付費。

1. EXTERIOR FINISHES 外部裝修物料					
Item 細項	Description 描述				
(a) External Wall 外牆	Type of finishes 裝修物料的類型	Podium: Finished with tile, aluminium cladding, aluminium window, curtain wall, metal grille, external wall paint, glass cladding, stone cladding, metal balustrade, metal louver and stainless steel cladding 基座：鋪砌磚、鋁質飾板、鋁窗、幕牆、金屬格柵、外牆油漆、玻璃飾板、石飾板、金屬欄杆、金屬百葉窗及不銹鋼飾板			
		Residential Tower: Finished with tile, aluminium cladding, aluminium window, curtain wall, metal grille, metal louvre and external wall paint 住宅大廈：鋪砌磚、鋁質飾板、鋁窗、幕牆、金屬格柵、金屬百葉及外牆油漆			
(b) Window 窗	Material of frame 框的用料	Aluminium frames finished with fluorocarbon coating 鋁窗框採用氟化碳噴塗層			
	Material of glass 玻璃的用料	Insulated Glass Units (IGU) for all windows in Living Room, Dining Room and Bedrooms Frosted tempered glass for all windows in Bathroom (if any), Store (if any), Utility Room (if any) and lavatory (if any) Tempered glass for all windows in Kitchen (if any) 客廳、飯廳、睡房所有窗戶選用雙層中空玻璃 浴室所有窗戶（如有）、儲物室所有窗戶（如有）、工作間所有窗戶（如有）及洗手間所有窗戶（如有）選用磨砂強化玻璃 廚房所有窗戶（如有）選用強化玻璃			
(c) Bay window 窗台	Material and window sill finishes 用料及窗台板的裝修物料	Not Applicable 不適用			
(d) Planter 花槽	Type of finishes 裝修物料的類型	Not Applicable 不適用			
(e) Verandah or Balcony 陽台或露台	(i) Type of finishes 裝修物料的類型	Verandah 陽台			
		Balustrade 欄杆	Floor 地板	Wall 牆壁	Ceiling 天花板
		Not Applicable 不適用	Not Applicable 不適用	Not Applicable 不適用	Not Applicable 不適用
		Balcony 露台			
		Balustrade 欄杆	Floor 地板	Wall 牆壁	Ceiling 天花板
		Metal balustrade 金屬欄杆	Tile and skirting finished with tile 磚及地腳線鋪砌磚	Tile and aluminium cladding 磚及鋁質飾板	Aluminium ceiling 鋁質天花
	(ii) Whether it is covered 是否有蓋	Verandah 陽台			
		Balcony 露台	Yes 是		
(f) Drying facilities for clothing 乾衣設施	Type and material 類型及用料	Not Applicable 不適用			

2. INTERIOR FINISHES 室內裝修物料				
Item 細項	Description 描述			
(a) Lobby 大堂	Types of finishes 裝修物料的類型	Wall 牆壁	Floor 地板	Ceiling 天花板
	LG4/F Residential Lift Lobby (Tower 1) 1/F Residential Lift Lobby (Tower 6) G/F Residential Lift Lobby (Tower 7) 低層地下4樓住宅升降機大堂 (第1座) 1樓住宅升降機大堂 (第6座) 地下住宅升降機大堂 (第7座)	Stone, tile, plastic laminate, glass, metal finish and metal trimming on exposed surface 石、磚、膠板、玻璃、金屬飾面及金屬修飾片於外露位置	Tile on exposed surface 磚於外露位置	Plastic laminate finish and gypsum board with emulsion paint 膠板飾面及石膏板面髹上乳膠漆
	Residential Lift Lobby 住宅升降機大堂	Plastic laminate, glass, metal finish and metal trimming on exposed surface 膠板、玻璃、金屬飾面及金屬修飾片於外露位置	Tile and metal trimming on exposed surface 磚及金屬修飾片於外露位置	Gypsum board with emulsion paint 石膏板面髹上乳膠漆
	LG4/F, LG2/F, LG1/F and G/F Shuttle Lift Lobby (Lift PL01, PL02) 低層地下4樓、低層地下2樓、低層地下1樓及地下穿梭升降機大堂 (升降機PL01、PL02)	Plastic laminate, tile and metal trimming on exposed surface 膠板、磚及金屬修飾片於外露位置	LG4/F: Stone and tile on exposed surface LG2/F, LG1/F and G/F: Tile on exposed surface 低層地下4樓： 石及磚於外露位置 低層地下2樓，低層地下1樓及地下： 磚於外露位置	Gypsum board with emulsion paint 石膏板面髹上乳膠漆
(b) Internal wall and ceiling 內牆及天花板	Types of finishes 裝修物料的類型	Wall 牆壁		Ceiling 天花板
	Living Room and Dining Room 客廳及飯廳	Tower 1: Emulsion paint and plastic laminate on exposed surface (except for Tower 1 Flat A2, A5, B1, B2 on 1/F – 3/F, 5/F – 12/F, 15/F – 18/F and Flat A1, A3, B1 on 19/F) Emulsion paint on exposed surface (applicable to Tower 1 Flat A2, A5, B1, B2 on 1/F – 3/F, 5/F – 12/F, 15/F – 18/F and Flat A1, A3, B1 on 19/F)		Emulsion paint where exposed, gypsum board false ceiling and bulkhead finished with emulsion paint
		Tower 6: Emulsion paint and plastic laminate on exposed surface (except for Tower 6 Flat A8, D1, D2, D3 on 1/F – 2/F and Flat A8, B1, B3, D1, D2, D3 on 3/F, 5/F – 12/F and Flat B1, B3, D1, D2, D3 on 15/F) Emulsion paint on exposed surface (applicable to Tower 6 Flat A8, D1, D2, D3 on 1/F – 2/F and Flat A8, B1, B3, D1, D2, D3 on 3/F, 5/F – 12/F and Flat B1, B3, D1, D2, D3 on 15/F)		
		Tower 7: Emulsion paint and plastic laminate on exposed surface (except for Tower 7 Flat A1, B1, B2 on 1/F and Flat A1, A10, B1, B2, B3 on 2/F – 3/F, 5/F – 12/F, 15/F) Emulsion paint on exposed surface (applicable to Tower 7 Flat A1, B1, B2 on 1/F and Flat A1, A10, B1, B2, B3 on 2/F – 3/F, 5/F – 12/F, 15/F)		

2. INTERIOR FINISHES 室內裝修物料				
Item 細項	Description 描述			
(b) Internal wall and ceiling 內牆及天花板	Types of finishes 裝修物料的類型	Wall 牆壁		Ceiling 天花板
	Living Room and Dining Room 客廳及飯廳	第1座： 乳膠漆及膠板於外露位置 (第1座1樓至3樓、5樓至12樓、15樓至18樓A2、A5、B1、B2單位及19樓A1、A3、B1單位除外) 乳膠漆於外露位置 (適用於第1座1樓至3樓、5樓至12樓、15樓至18樓A2、A5、B1、B2單位及19樓A1、A3、B1單位)		乳膠漆於外露位置、石膏板假天花及假陣髹上乳膠漆
		第6座： 乳膠漆及膠板於外露位置 (第6座1樓至2樓A8、D1、D2、D3單位及3樓、5樓至12樓A8、B1、B3、D1、D2、D3單位及15樓B1、B3、D1、D2、D3單位除外) 乳膠漆於外露位置 (適用於第6座1樓至2樓A8、D1、D2、D3單位及3樓、5樓至12樓A8、B1、B3、D1、D2、D3單位及15樓B1、B3、D1、D2、D3單位)		
		第7座： 乳膠漆及膠板於外露位置 (第7座1樓A1、B1、B2單位及2樓至3樓、5樓至12樓、15樓A1、A10、B1、B2、B3單位除外) 乳膠漆於外露位置 (適用於第7座1樓A1、B1、B2單位及2樓至3樓、5樓至12樓、15樓A1、A10、B1、B2、B3單位)		
	Bedroom (including Master Bedroom, Bedroom 2 & 3) 睡房 (包括主人睡房、睡房2及3)	Emulsion paint on exposed surface 乳膠漆於外露位置	Emulsion paint where exposed, gypsum board false ceiling and bulkhead finished with emulsion paint 乳膠漆於外露位置、石膏板假天花及假陣髹上乳膠漆	
(c) Internal floor 內部地板	Material 用料	Floor 地板	Skirting 牆腳線	
	Living room and Dining room 客廳及飯廳	Engineering timber flooring, natural stone threshold and tile 複合木地板、天然石門檻及磚	Engineering timber skirting 複合木腳線	
	Bedroom (including Master Bedroom, Bedroom 2 & 3) 睡房 (包括主人睡房、睡房2及3)	Engineering timber floor 複合木地板	Engineering timber skirting 複合木腳線	
(d) Bathroom 浴室	(i) Type of finishes 裝飾物料的類型	Wall 牆壁	Floor 地板	Ceiling 天花板
	Bathroom (including Master Bathroom) 浴室 (包括主人浴室)	Tile on exposed surface 磚於外露位置	Tile and natural stone threshold 磚及天然石門檻	Gypsum board with emulsion paint 石膏板面髹上乳膠漆
	(ii) Whether the wall finishes run up to ceiling 牆壁的裝修物料是否鋪至天花板			
	Bathroom (including Master Bathroom) 浴室 (包括主人浴室)	Up to level of false ceiling 飾面物料至假天花底		

2. INTERIOR FINISHES 室內裝修物料					
Item 細項	Description 描述				
(e) Kitchen 廚房	(i) Type of finishes 裝飾物料的類型	Wall 牆壁	Floor 地板	Ceiling 天花板	Cooking Bench 灶台
	Kitchen / Open Kitchen 廚房/開放式廚房	<p>Tower 1:</p> <p>Plastic laminate and solid surface material on the exposed surface up to false ceiling or bottom of hanging cabinet, tiles on the back of kitchen cabinet (except for Tower 1 Flat A5, A6, A7, B1, B2, B5 on 1/F – 3/F, 5/F – 12/F, 15/F – 18/F and Flat A1, A3, A5, A6, B1, B3 on 19/F)</p> <p>Plastic laminate, solid surface material and emulsion paint on the exposed surface up to false ceiling or bottom of hanging cabinet, tiles on the back of kitchen cabinet (applicable to Tower 1 Flat A6, A7, B5 on 1/F – 3/F, 5/F – 12/F, 15/F – 18/F and Flat A5, A6, B3 on 19/F)</p> <p>Tile on exposed surface up to false ceiling or bottom of hanging cabinet, tiles on the back of kitchen cabinet (applicable to Tower 1 Flat A5, B1, B2 on 1/F – 3/F, 5/F – 12/F, 15/F – 18/F and Flat A1, A3, B1 on 19/F)</p>	<p>Tower 1:</p> <p>Tile and engineering timber flooring (except for Tower 1 Flat 1 Unit A5, A6, A7, B1, B2, B5 on 1/F – 3/F, 5/F – 12/F, 15/F- 18/F and Flat A1, A3, A5, A6, B1, B3 on 19/F)</p> <p>Tile (applicable to Tower 1 Flat A6, A7, B5 on 1/F – 3/F, 5/F – 12/F, 15/F – 18/F and Flat A5, A6, B3 on 19/F)</p> <p>Tile and natural stone threshold (applicable to Tower 1 Flat A5, B1, B2 on 1/F – 3/F, 5/F – 12/F, 15/F – 18/F and Flat A1, A3, B1 on 19/F)</p>	<p>Tower 1:</p> <p>Gypsum board with emulsion paint and plastic laminate and emulsion paint where exposed (except for Tower 1 Flat A5, B1, B2 on 1/F – 3/F, 5/F – 12/F, 15/F – 18/F and Flat A1, A3, B1 on 19/F)</p> <p>Gypsum board with emulsion paint and aluminum false ceiling (applicable to Tower 1 Flat A5, B1, B2 on 1/F – 3/F, 5/F – 12/F, 15/F – 18/F and Flat A1, A3, B1 on 19/F)</p>	Solid surface material
		<p>Tower 6:</p> <p>Plastic laminate and solid surface material on the exposed surface up to false ceiling or bottom of hanging cabinet, tiles on the back of kitchen cabinet (except for Tower 6 Flat A8, C2, D1, D2, D3, D5 on 1/F – 2/F and Flat A8 on 3/F, 5/F – 12/F and Flat B1, B2, B3, C2, D1, D2, D3, D5 on 3/F, 5/F – 12/F, 15/F)</p> <p>Plastic laminate, solid surface material and emulsion paint on the exposed surface up to false ceiling or bottom of hanging cabinet, tiles on the back of kitchen cabinet (applicable to Tower 6 Flat C2, D5 on 1/F – 2/F and Flat B2, C2, D5 on 3/F, 5/F – 12/F, 15/F)</p> <p>Tile on exposed surface up to false ceiling or bottom of hanging cabinet, tiles on the back of kitchen cabinet (applicable to Tower 6 Flat A8, D1, D2, D3 on 1/F – 2/F and Flat A8 on 3/F, 5/F – 12/F and Flat B1, B3, D1, D2, D3 on 3/F, 5/F – 12/F, 15/F)</p>	<p>Tower 6:</p> <p>Tile and engineering timber flooring (except for Tower 6 Flat A8, D1, D2, D3, D5 on 1/F – 2/F and Flat A8 on 3/F, 5/F – 12/F and Flat B1, B2, B3, D1, D2, D3, D5 on 3/F, 5/F – 12/F, 15/F)</p> <p>Tile (applicable to Tower 6 Flat D5 on 1/F – 2/F and Flat B2, D5 on 3/F, 5/F – 12/F, 15/F)</p> <p>Tile and natural stone threshold (applicable to Tower 6 Flat A8, D1, D2, D3 on 1/F – 2/F and Flat A8 on 3/F, 5/F – 12/F and Flat B1, B3, D1, D2, D3 on 3/F, 5/F – 12/F, 15/F)</p>	<p>Tower 6:</p> <p>Gypsum board with emulsion paint and plastic laminate and emulsion paint where exposed (except for Tower 6 Flat A8, C6, D1, D2, D3 on 1/F – 2/F and Flat A8 on 3/F, 5/F – 12/F and Flat B1, B3, C7, D1, D2, D3 on 3/F, 5/F – 12/F, 15/F)</p> <p>Gypsum board with emulsion paint (applicable to Tower 6 Flat C6 on 1/F – 2/F and Flat C7 on 3/F, 5/F – 12/F, 15/F)</p> <p>Gypsum board with emulsion paint and aluminum false ceiling (applicable to Tower 6 Flat A8, D1, D2, D3 on 1/F – 2/F and Flat A8 on 3/F, 5/F – 12/F and Flat B1, B3, D1, D2, D3 on 3/F, 5/F – 12/F, 15/F)</p>	
		<p>Tower 7:</p> <p>Plastic laminate and solid surface material on the exposed surface up to false ceiling or bottom of hanging cabinet, tiles on the back of kitchen cabinet (except for Tower 7 Flat A1, A3, B1, B2, B3, B5 on 1/F and Flat A1, A3, A10, B1, B2, B3, B5, C3 on 2/F – 3/F, 5/F – 12/F, 15/F)</p> <p>Plastic laminate, solid surface material and emulsion paint on the exposed surface up to false ceiling or bottom of hanging cabinet, tiles on the back of kitchen cabinet (applicable to Tower 7 Flat A3, B3, B5 on 1/F and Flat A3, B5, C3 on 2/F – 3/F, 5/F – 12/F, 15/F)</p> <p>Tile on exposed surface up to false ceiling or bottom of hanging cabinet, tiles on the back of kitchen cabinet (applicable to Tower 7 Flat A1, B1, B2 on 1/F and Flat A1, A10, B1, B2, B3 on 2/F – 3/F, 5/F – 12/F, 15/F)</p>	<p>Tower 7:</p> <p>Tile and engineering timber flooring (except for Tower 7 Flat A1, B1, B2, B5 on 1/F and Flat A1, A10, B1, B2, B3, B5, C3 on 2/F – 3/F, 5/F – 12/F, 15/F)</p> <p>Tile (applicable to Tower 7 Flat B5 on 1/F and Flat B5, C3 on 2/F – 3/F, 5/F – 12/F, 15/F)</p> <p>Tile and natural stone threshold (applicable to Tower 7 Flat A1, B1, B2 on 1/F and Flat A1, A10, B1, B2, B3 on 2/F – 3/F, 5/F – 12/F, 15/F)</p>	<p>Tower 7:</p> <p>Gypsum board with emulsion paint and plastic laminate and emulsion paint where exposed (except for Tower 7 Flat A1, B1, B2 on 1/F and Flat A1, A10, B1, B2, B3, C5, D1 on 2/F – 3/F, 5/F – 12/F, 15/F)</p> <p>Gypsum board with emulsion paint (applicable to Tower 7 Flat C5, D1 on 2/F – 3/F, 5/F – 12/F, 15/F)</p> <p>Gypsum board with emulsion paint and aluminum false ceiling (applicable to Tower 7 Flat A1, B1, B2 on 1/F and Flat A1, A10, B1, B2, B3 on 2/F – 3/F, 5/F – 12/F, 15/F)</p>	

2. INTERIOR FINISHES 室內裝修物料					
Item 細項	Description 描述				
(e) Kitchen 廚房	(i) Type of finishes 裝飾物料的類型	Wall 牆壁	Floor 地板	Ceiling 天花板	Cooking Bench 灶台
	Kitchen / Open Kitchen 廚房/開放式廚房	第1座： 膠板及人造合成石於外露位置至假天花或吊櫃底，廚櫃背鋪瓷磚(第1座1樓至3樓、5樓至12樓、15樓至18樓A5、A6、A7、B1、B2、B5單位及19樓A1、A3、A5、A6、B1、B3單位除外) 膠板、人造合成石及乳膠漆於外露位置至假天花或吊櫃底，廚櫃背鋪瓷磚(適用於第1座1樓至3樓、5樓至12樓、15樓至18樓A6、A7、B5單位及19樓A5、A6、B3單位) 磚於外露位置至假天花或吊櫃底，廚櫃背鋪瓷磚(適用於第1座1樓至3樓、5樓至12樓、15樓至18樓A5、B1、B2單位及19樓A1、A3、B1單位)	第1座： 磚及複合木地板(第1座1樓至3樓、5樓至12樓、15樓至18樓A5、A6、A7、B1、B2、B5單位及19樓A1、A3、A5、A6、B1、B3單位除外) 磚(適用於第1座1樓至3樓、5樓至12樓、15樓至18樓A6、A7、B5單位及19樓A5、A6、B3單位) 磚及天然石門檻(適用第1座1樓至3樓、5樓至12樓、15樓至18樓A5、B1、B2單位及19樓A1、A3、B1單位)	第1座： 石膏板髹上乳膠漆及膠板及乳膠漆於外露位置(第1座1樓至3樓、5樓至12樓、15樓至18樓A5、B1、B2單位及19樓A1、A3、B1單位除外) 石膏板髹上乳膠漆及鋁質假天花(適用第1座1樓至3樓、5樓至12樓、15樓至18樓A5、B1、B2單位及19樓A1、A3、B1單位)	人造合成石
		第6座： 膠板及人造合成石於外露位置至假天花或吊櫃底，廚櫃背鋪瓷磚(第6座1樓至2樓A8、C2、D1、D2、D3、D5單位及3樓、5樓至12樓A8單位及3樓、5樓至12樓、15樓B1、B2、B3、C2、D1、D2、D3、D5單位除外) 膠板、人造合成石及乳膠漆於外露位置至假天花或吊櫃底，廚櫃背鋪瓷磚(適用於第6座1樓至2樓C2、D5單位及3樓、5樓至12樓、15樓B2、C2、D5單位) 磚於外露位置至假天花或吊櫃底，廚櫃背鋪瓷磚(適用於第6座1樓至2樓A8、D1、D2、D3單位及3樓、5樓至12樓A8單位及3樓、5樓至12樓、15樓B1、B3、D1、D2、D3單位)	第6座： 磚及複合木地板(第6座1樓至2樓A8、D1、D2、D3、D5單位及3樓、5樓至12樓A8單位及3樓、5樓至12樓、15樓B1、B2、B3、D1、D2、D3、D5單位除外) 磚(適用於第6座1樓至2樓D5單位及3樓、5樓至12樓、15樓B2、D5單位) 磚及天然石門檻(適用於第6座1樓至2樓A8、D1、D2、D3單位及3樓、5樓至12樓A8單位及3樓、5樓至12樓、15樓B1、B3、D1、D2、D3單位)	第6座： 石膏板髹上乳膠漆及膠板及乳膠漆於外露位置(第6座1樓至2樓A8、C6、D1、D2、D3單位及3樓、5樓至12樓A8單位及3樓、5樓至12樓、15樓B1、B3、C7、D1、D2、D3單位除外) 石膏板髹上乳膠漆(適用於第6座1樓至2樓C6單位及3樓、5樓至12樓、15樓C7單位) 石膏板髹上乳膠漆及鋁質假天花(適用於第6座1樓至2樓A8、D1、D2、D3單位及3樓、5樓至12樓A8單位及3樓、5樓至12樓、15樓B1、B3、D1、D2、D3單位)	
(e) Kitchen 廚房	(i) Type of finishes 裝飾物料的類型	第7座： 膠板及人造合成石於外露位置至假天花或吊櫃底，廚櫃背鋪瓷磚(第7座1樓A1、A3、B1、B2、B3、B5單位及2樓至3樓、5樓至12樓、15樓A1、A3、A10、B1、B2、B3、B5、C3單位除外) 膠板、人造合成石及乳膠漆於外露位置至假天花或吊櫃底，廚櫃背鋪瓷磚(適用於第7座1樓A3、B3、B5單位及2樓至3樓、5樓至12樓、15樓A3、B5、C3單位) 磚於外露位置至假天花或吊櫃底，廚櫃背鋪瓷磚(適用於第7座1樓A1、B1、B2單位及2樓至3樓、5樓至12樓、15樓A1、A10、B1、B2、B3單位)	第7座： 磚及複合木地板(第7座1樓A1、B1、B2、B5單位及2樓至3樓、5樓至12樓、15樓A1、A10、B1、B2、B3、B5、C3單位除外) 磚(適用於第7座1樓B5單位及2樓至3樓、5樓至12樓、15樓B5、C3單位) 磚及天然石門檻(適用於第7座1樓A1、B1、B2單位及2樓至3樓、5樓至12樓、15樓A1、A10、B1、B2、B3單位)	第7座： 石膏板髹上乳膠漆及膠板及乳膠漆於外露位置(第7座1樓A1、B1、B2單位及2樓至3樓、5樓至12樓、15樓A1、A10、B1、B2、B3、C5、D1單位除外) 石膏板髹上乳膠漆(適用於第7座2樓至3樓、5樓至12樓、15樓C5、D1單位) 石膏板髹上乳膠漆及鋁質假天花(適用於第7座1樓A1、B1、B2單位及2樓至3樓、5樓至12樓、15樓A1、A10、B1、B2、B3單位)	
		(ii) Whether the wall finishes run up to ceiling 牆壁的裝修物料是否鋪至天花板	Up to level of false ceiling 飾面物料至假天花底		

3. INTERIOR FITTINGS 室內裝置				
Item 細項	Description 描述			
(a) Doors 門	Location 位置	Material 用料	Finishes 裝修物料	Accessories 配件
	Residential Unit Entrance Door 住宅單位入口大門	Fire-rated solid core timber door 防火實心木門	Plastic laminate and metal trimming 膠板飾面及金屬修飾片	Door viewer, door hinge, door closer, electrical lock with handle and door stopper 防盜眼、門鉸、門氣鼓、電子門鎖連把手及門頂
	Balcony and Utility Platform Door 露台/工作平台門	Aluminum frame door with Insulated Glass Unit (IGU) 鋁框門連雙層中空玻璃	Fluorocarbon coating 氟化碳噴塗層	<u>Tower 1</u> Sliding door (if any): Lockset, handle and door stopper <u>Tower 6</u> Sliding door (if any): Lockset, handle and door stopper Swing door: Lockset, handle and door closer (applicable to Tower 6 Flat A1, A2, A3 on 1/F – 3/F, 5/F – 12/F, 15/F and Flat A5, A6, A7 on 2/F – 3/F, 5/F – 12/F, 15/F) Swing door: Lockset and handle (applicable to Tower 6 Flat C6 on 1/F – 2/F and Flat C7 on 3/F, 5/F – 12/F, 15/F) <u>Tower 7</u> Sliding door (if any): Lockset, handle and door stopper Swing door: Lockset, handle and door closer (applicable to Tower 7 Flat D1 on 2/F – 3/F, 5/F – 12/F, 15/F and Flat D2, D3, D5, D6 on 3/F, 5/F – 12/F, 15/F) <u>第1座</u> 趟門 (如有)：門鎖、把手及門頂 <u>第6座</u> 趟門 (如有)：門鎖、把手及門頂 掩門：門鎖、把手及氣鼓 (適用於第6座1樓至3樓、5樓至12樓及15樓A1、A2、A3單位及2樓至3樓、5樓至12樓及15樓A5、A6、A7單位) 掩門：門鎖及把手 (適用於第6座1樓至2樓C6單位及3樓、5樓至12樓及15樓C7單位) <u>第7座</u> 趟門 (如有)：門鎖、把手及門頂 掩門：門鎖、把手及氣鼓 (適用於第7座2樓至3樓、5樓至12樓及15樓D1單位及3樓、5樓至12樓及15樓D2、D3、D5、D6單位)
	Bedroom Door (including Master Bedroom, Bedroom 2 & 3) 睡房門 (包括主人睡房、睡房2及3)	Timber door 木門	Plastic laminate 膠板飾面	Lockset, handle, door hinge and door stopper 門鎖、把手、門鉸及門頂
	Bathroom Door (including Master Bathroom) <u>Tower 1</u> (except Tower 1 Flat A1 on 1/F – 3/F, 5/F – 12/F, 15/F – 18/F) <u>Tower 6</u> (except Tower 6 Flat A1, A8, C1, C2, C6 on 1/F – 2/F and Flat A1, A8, C1, C2, C7 on 3/F, 5/F – 12/F and Flat A1, C1, C2, C7 on 15/F) <u>Tower 7</u> (except Tower 7 Flat A3 on 1/F and Flat A3, C5 on 2/F – 3/F, 5/F – 12/F, 15/F) 浴室門 (包括主人浴室) <u>第1座</u> (第1座1樓至3樓、5樓至12樓、15樓至18樓A1單位除外) <u>第6座</u> (第6座1樓至2樓A1、A8、C1、C2、C6單位及3樓、5樓至12樓A1、A8、C1、C2、C7單位及15樓A1、C1、C2、C7單位除外) <u>第7座</u> (第7座1樓A3單位及2樓至3樓、5樓至12樓及15樓A3、C5單位除外)	Timber door with ventilation louvre 木門連通風百葉	Plastic laminate and solid wood 膠板飾面及實木	Lockset, handle, door hinge and door stopper 門鎖、把手、門鉸及門頂

3. INTERIOR FITTINGS 室內裝置				
Item 細項	Description 描述			
(a) Doors 門	Location 位置	Material 用料	Finishes 裝修物料	Accessories 配件
	Bathroom Door (including toilet area of Tower 1 Flat A1 on 1/F – 3/F, 5/F – 12/F, 15/F – 18/F and Tower 6 Flat A8, C1 on 1/F – 3/F, 5/F – 12/F and Tower 6 Flat C1 on 15/F) <u>Tower 1</u> (applicable to Tower 1 Flat A1 on 1/F – 3/F, 5/F – 12/F, 15/F – 18/F) <u>Tower 6</u> (applicable to Tower 6 Flat A1, A8, C1, C2, C6 on 1/F – 2/F and Flat A1, A8, C1, C2, C7 on 3/F, 5/F – 12/F and Flat A1, C1, C2, C7 on 15/F) <u>Tower 7</u> (applicable to Tower 7 Flat A3 on 1/F and Flat A3, C5 on 2/F – 3/F, 5/F – 12/F, 15/F) 浴室門 (包括第1座1樓至3樓、5樓至12樓、15樓至18樓A1單位及第6座1樓至3樓、5樓至12樓A8、C1單位及第6座15樓C1單位座廁位置) <u>第1座</u> (適用於第1座1樓至3樓、5樓至12樓、15樓至18樓A1單位) <u>第6座</u> (適用於第6座1樓至2樓A1、A8、C1、C2、C6單位及3樓、5樓至12樓A1、A8、C1、C2、C7單位及15樓A1、C1、C2、C7單位) <u>第7座</u> (適用於第7座1樓A3單位及2樓至3樓、5樓至12樓及15樓A3、C5單位)	Timber sliding door with ventilation louvre 木趟門連通風百葉	Plastic laminate and solid wood 膠板飾面及實木	Sliding track, lockset and handle 趟路軌、門鎖及把手
	Kitchen Door 廚房門	Fire-rated solid core timber door with fire-rated glass vision panel 防火實心木門連防火玻璃視窗	Plastic laminate, glass and solid wood 膠板飾面、玻璃及實木	Handle, door hinge, door closer and door stopper 把手、門鉸、門氣鼓及門頂
	Utility Room Door 工作間門	Timber door 木門	Plastic laminate 膠板飾面	Lockset, handle, door hinge and door stopper 門鎖、把手、門鉸及門頂
	Store Door 儲物室門	Timber sliding door 木趟門	Plastic laminate 膠板飾面	Sliding track, lockset and handle 趟路軌、門鎖及把手
	Lavatory Door 洗手間門	Aluminium slide folding door with obscure glass panel 鋁質趟摺門連半透光玻璃	Aluminium and glass 鋁及玻璃	Lockset and handle 門鎖及把手
	Door to Garden 通往花園門	Aluminum frame door with Insulated Glass Unit (IGU) 鋁框門連雙層中空玻璃	Fluorocarbon coating 氟化碳噴塗層	Lockset, handle and door stopper 門鎖、把手及門頂
	Door to Flat Roof 通往平台門	Aluminum frame door with Insulated Glass Unit (IGU) 鋁框門連雙層中空玻璃	Aluminum and glass 鋁及玻璃	Sliding door (if any): Lockset, handle and door stopper Swing door (if any): Lockset and handle Folding doors (if any): Lockset and handle 趟門 (如有)：門鎖、把手及門頂 掩門 (如有)：門鎖及把手 摺門 (如有)：門鎖及把手
	Store Door at Flat Roof 平台儲物室門	Aluminum frame door with frosted glass panel 鋁框門連磨砂玻璃	Aluminum and glass 鋁及玻璃	Lockset, handle and door hinge 門鎖、把手及門鉸
	Gate at Roof 天台閘	Aluminum Gate 鋁質閘	Aluminum 鋁	Lockset and door hinge 門鎖及門鉸

3. INTERIOR FITTINGS 室內裝置				
Item 細項	Description 描述			
(b) Bathroom 浴室	(i) Type and material of fittings and equipment 裝置及設備的類型及用料	Fitting and equipment 裝置及設備	Type 類型	Material 用料
		Cabinet 櫃	Countertop 洗手盆檯面	Solid surface material 人造成石
			Basin cabinet 洗手盆櫃	Wooden cabinet with plastic laminate and metal finish 膠板及金屬飾面木製櫃
			Mirror cabinet 鏡櫃	Wooden cabinet with plastic laminate and metal finish and mirror 膠板、金屬飾面及鏡飾面木製櫃
		Bathroom Fittings 浴室裝置	Wash basin mixer 洗手盆水龍頭	Metal with matt coating 金屬加啞色塗層
			Wash basin and water closet 洗手盆及座廁	Vitreous china 陶瓷
			Toilet paper holder and robe hook 廁紙架及掛勾	Metal with electroplating coating 金屬加電鍍塗層
			Curtain Rod <u>Tower 1</u> (applicable to master bathrooms in Tower 1 Flat B1, B2 on 1/F – 3/F, 5/F – 12/F, 15/F – 18/F and Flat A1, B1 on 19/F)	Metal with powder coating 金屬加粉末塗層
			<u>Tower 6</u> Not Applicable	
			<u>Tower 7</u> (applicable to master bathrooms in Tower 7 Flat A1, B1 on 1/F and Flat A1, A10, B1 on 2/F – 3/F, 5/F – 12/F, 15/F) 浴簾桿 <u>第1座</u> (適用於第1座1樓至3樓、5樓至12樓、15樓至18樓B1、B2單位及19樓A1、B1單位主人浴室) <u>第6座</u> 不適用 <u>第7座</u> (適用於第7座1樓A1、B1單位及2樓至3樓、5樓至12樓、15樓A1、A10、B1單位主人浴室)	
			Shower compartment (if any) 淋浴間 (如有)	
				Tempered Glass 強化玻璃

3. INTERIOR FITTINGS 室內裝置				
Item 細項	Description 描述			
(b) Bathroom 浴室	(ii) Type and material of water supply system 供水系統的類型及用料		Type 類型	Material 用料
			Cold water supply 冷水供應	Copper pipe 銅喉
			Hot water supply 熱水供應	Copper pipe with thermal insulation 隔熱保護銅喉
	(iii) Bathing facilities (including shower or bathtub, if applicable) 沐浴設施 (包括花灑或浴缸，如適用)	Bathing Facilities 沐浴設施	Type 類型	Material 用料
		Shower 花灑	Shower Mixer and Shower Set 花灑龍頭及花灑套裝	Chrome plated with lacquered coating finish 鍍鉻加噴漆塗層
		Bathtub <u>Tower 1</u> (applicable to master bathrooms in Tower 1 Flat B1, B2 on 1/F – 3/F, 5/F – 12/F, 15/F – 18/F and Flat A1, B1 on 19/F) <u>Tower 6</u> Not Applicable <u>Tower 7</u> (applicable to master bathrooms in Tower 7 Flat A1, B1 on 1/F and Flat A1, A10, B1 on 2/F – 3/F, 5/F – 12/F, 15/F) 浴缸 <u>第1座</u> (適用於第1座1樓至3樓、5樓至12樓、15 樓至18樓B1、B2單位及19樓A1、B1單位 主人浴室) <u>第6座</u> 不適用 <u>第7座</u> (適用於第7座1樓A1、B1單位及2樓至3 樓、5樓至12樓、15樓A1、A10、B1單位 主人浴室)	Bathtub 浴缸	White vitreous pressed steel 搪瓷鋼板
		(iv) Size of bathtub (if applicable) 浴缸大小 (如適用)	1400mm(L) x 700mm(W) x 380mm(D) 1400毫米(長) x 700毫米(闊) x 380毫米(深)	

3. INTERIOR FITTINGS 室內裝置				
Item 細項	Description 描述			
(c) Kitchen 廚房	(i) Material of sink unit 洗滌盆的用料	Material 用料		
		Stainless steel 不鏽鋼		
	(ii) Material of water supply system 供水系統的用料	Copper water pipes for cold water and copper water pipes with thermal insulation for hot water supply 冷水管採用銅喉，熱水管採用隔熱保護銅喉		
	(iii) Material and finishes of kitchen cabinet 廚櫃的用料及裝修物料	Material 用料	Finishes 裝修物料	
		Wooden cabinet 木製櫃	Plastic laminate and metal finish 膠板及金屬飾面	
	(iv) Type of all other fittings and equipment 所有其他裝置及設備的類型	Other fittings 其他裝置	Fire services provisions in or near Open Kitchen 開放式廚房內或附近的消防裝置	Sprinkler head, addressable smoke detectors with sounder base, full height wall having fire resistance rating of -/30/30 消防花灑頭，可定位煙霧探测器連警報基座，全高度防火牆（耐火等級 -30/30）
			Sink Mixer 洗滌盤水龍頭	Multi-functional Water Tap 多用途水龍頭
		Other equipments 其他設備	For the appliances provision and brand name, please refer to the “Appliance Schedule” 隨樓附送之設備及品牌，請參閱〈設備說明表〉	
(d) Bedroom 睡房			Type 類型	Material 用料
	Type and material of fittings (including built-in wardrobe) 裝置（包括嵌入式衣櫃）的類型及用料		Not Applicable 不適用	
(e) Telephone 電話	Location and number of connection points 接駁點的位置及數目		Please refer to the “Schedule and Location of Mechanical and Electrical Provisions of Residential Flats” 請參閱〈住宅單位機電裝置及位置數量說明表〉	
(f) Aerials 天線	Location and number of connection points 接駁點的位置及數目		Please refer to the “Schedule and Location of Mechanical and Electrical Provisions of Residential Flats” 請參閱〈住宅單位機電裝置及位置數量說明表〉	

Note:
For Multi-functional Water Tap, filter to be purchased, installed and maintained by purchaser.

備註：
多用途水龍頭之過濾器，由買家購買、安裝及維護。

3. INTERIOR FITTINGS 室內裝置			
Item 細項	Description 描述		
(g) Electrical installations 電力裝置	(i) Electrical fittings (including safety devices) 供電附件 (包括安全裝置)	Electrical Fittings 供電附件	<p>Tower 1:</p> <p>Single-phase electricity supply. Faceplate for all switches and power socket. (applicable to Tower 1 Flat A5 on 1/F – 3/F, 5/F – 12/F and 15/F – 18/F. Flat A3 on 19/F)</p> <p>Three-phase electricity supply. Faceplate for all switches and power socket. (applicable to Tower 1 Flat A1, A2, A3, A6, A7, A8, B1, B2, B3 and B5 on 1/F – 3/F, 5/F – 12/F and 15/F – 18/F. Flat A1, A2, A5, A6, B1, B2 and B3 on 19/F)</p>
			<p>Tower 6:</p> <p>Single-phase electricity supply. Faceplate for all switches and power socket. (applicable to Tower 6 Flat D1, D2 and D3 on 1/F – 2/F. Flat B1, B3, D1, D2 and D3 on 3/F, 5/F – 12/F and 15/F)</p> <p>Three-phase electricity supply. Faceplate for all switches and power socket. (applicable to Tower 6 Flat A1, A2, A3, A5, A6, A7, A8, B1, C1, C2, C3, C5, C6 and D5 on 1/F – 2/F. Flat A1, A2, A3, A5, A6, A7, A8, B2, B5, C1, C2, C3, C5, C6, C7 and D5 on 3/F and 5/F – 12/F. Flat A1, A2, A3, A5, A6, A7, B2, B5, C1, C2, C3, C5, C6, C7 and D5 on 15/F)</p>
			<p>Tower 7:</p> <p>Single-phase electricity supply. Faceplate for all switches and power socket. (applicable to Tower 7 Flat B2 on 1/F. Flat B2 and B3 on 2 – 3/F, 5/F – 12/F and 15/F)</p> <p>Three-phase electricity supply. Faceplate for all switches and power socket. (applicable to Tower 7 Flat A1, A2, A3, A5, A6, A7, A8, A9, B1, B3, B5 and B6 on 1/F. Flat A1, A2, A3, A5, A6, A7, A8, A9, A10, B1, B5, B6, C1, C2, C3, C5, D1, D2, D3, D5 and D6 on 2/F – 3/F, 5/F – 12/F and 15/F)</p>
			<p>第1座：</p> <p>提供單相電力，提供電掣及插座之面板。(適用於第1座1樓至3樓、5樓至12樓及15樓至18樓A5單位及19樓A3單位)</p> <p>提供三相電力，提供電掣及插座之面板。(適用於第1座1樓至3樓、5樓至12樓及15樓至18樓A1、A2、A3、A6、A7、A8、B1、B2、B3、B5單位及19樓A1、A2、A5、A6、B1、B2、B3單位)</p>
			<p>第6座：</p> <p>提供單相電力，提供電掣及插座之面板。(適用於第6座1樓至2樓D1、D2、D3單位及3樓、5樓至12樓及15樓B1、B3、D1、D2、D3單位)</p> <p>提供三相電力，提供電掣及插座之面板。(適用於第6座1樓至2樓A1、A2、A3、A5、A6、A7、A8、B1、C1、C2、C3、C5、C6、D5單位、3樓及5樓至12樓A1、A2、A3、A5、A6、A7、A8、B2、B5、C1、C2、C3、C5、C6、C7、D5單位及15樓A1、A2、A3、A5、A6、A7、B2、B5、C1、C2、C3、C5、C6、C7、D5單位)</p>
			<p>第7座：</p> <p>提供單相電力，提供電掣及插座之面板。(適用於第7座1樓B2單位及2至3樓、5樓至12樓及15樓B2、B3單位)</p> <p>提供三相電力，提供電掣及插座之面板。(適用於第7座1樓A1、A2、A3、A5、A6、A7、A8、A9、B1、B3、B5、B6單位、2樓至3樓、5樓至12樓及15樓A1、A2、A3、A5、A6、A7、A8、A9、A10、B1、B5、B6、C1、C2、C3、C5、D1、D2、D3、D5、D6單位)</p>
		Safety Devices 安全裝置	<p>Miniature circuit breaker distribution board</p> <p>裝妥微型斷路器配電箱</p>

Notes:

1. Other than those parts of the conduits concealed within the concrete, the rest of them are exposed. The exposed conduits may be covered or hidden by false ceilings, bulkheads, cabinets, claddings, non-concrete partition walls, designated pipe ducts or other materials.

2. Other than those parts of the water pipes concealed within the concrete, the rest of them are exposed. The exposed water pipes may be covered or hidden by false ceilings, bulkheads, cabinets, claddings, non-crete partition walls, designated pipe ducts or other materials.

備註：

1. 除部分隱藏於混凝土內之導管外，其他部份的導管均為外露。外露的導管可能被假天花、假陣、貯存櫃、覆面、非混凝土間牆、指定之槽位或其他物料遮蓋。

2. 除部分隱藏於混凝土內之水管外，其他部份的水管均為外露。外露的水管可能被假天花、假陣、貯存櫃、覆面、非混凝土間牆、指定之槽位或其他物料遮蓋。

3. INTERIOR FITTINGS 室內裝置		
Item 細項	Description 描述	
(g) Electrical installations 電力裝置	(ii) Whether conduits are concealed or exposed 導管是隱藏或外露	Conduits are partly concealed and partly exposed ¹ 導管是部份隱藏或部份外露 ¹
	(iii) Location and number of power points and air-conditioner points 電插座及空調機接駁點的位置及數目	Please refer to the“ Schedule and Location of Mechanical and Electrical Provisions of Residential Flats” 請參閱〈住宅單位機電裝置及位置數量說明表〉
(h) Gas supply 氣體供應	Type 類型	Town Gas (Applicable to Tower 1 Flat A5, B1 & B2 on 1/F – 3/F, 5/F – 12/F, 15/F – 18/F, and Flat A1, A3 & B1 on 19/F; Tower 6 Flat A8, D1, D2 & D3 on 1/F – 2/F, B1, B3, D1, D2 & D3 on 3/F, 5/F – 12/F, 15/F and Flat A8 on 3/F, 5/F – 12/F; Tower 7 Flat A1, B1 & B2 on 1/F and A1, A10, B1, B2 & B3 on 2/F – 3/F, 5/F – 12/F, 15/F). No gas supply in other flats. 煤氣（適用於第1座1樓至3樓、5樓至12樓及15樓至18樓A5、B1、B2單位及19樓A1、A3、B1單位；第6座1樓至2樓A8、D1、D2、D3單位，3樓、5樓至12樓及15樓B1、B3、D1、D2、D3單位，3樓、5樓至12樓A8單位；第7座1樓A1、B1、B2單位及2樓至3樓、5樓至12樓及15樓A1、A10、B1、B2、B3單位）。其他單位無氣體供應
	System 系統	Town Gas supply is provided for gas hob and gas water heater 為煤氣煮食爐和煤氣熱水爐提供煤氣供應
	Location 位置	Gas connection points are located in kitchen. Town gas supply pipes are connected to gas heater and gas hob for Tower 1 Flat A5, B1, B2 on 1/F – 3/F, 5/F– 12/F, 15/F – 18/F, and Flat A1, A3 & B1 on 19/F; Tower 6 Flat A8, D1, D2 & D3 on 1/F – 2/F, B1, B3, D1, D2 & D3 on 3/F, 5/F – 12/F, 15/F and Flat A8 on 3/F, 5/F – 12/F; Tower 7 Flat A1, B1 & B2 on 1/F and A1, A10, B1, B2 & B3 on 2/F – 3/F, 5/F – 12/F, 15/F 煤氣接駁點位於廚房 煤氣喉接駁至第1座1樓至3樓、5樓至12樓及15樓至18樓A5、B1、B2單位及19樓A1、A3、B1單位；第6座1樓至2樓A8、D1、D2、D3單位，3樓、5樓至12樓及15樓B1、B3、D1、D2、D3單位，3樓、5樓至12樓A8單位；第7座1樓A1、B1、B2單位及2樓至3樓、5樓至12樓及15樓A1、A10、B1、B2、B3單位之煤氣熱水爐及氣體煮食爐
(i) Washing machine connection point 洗衣機接駁點	Location 位置	Please refer to the“ Schedule and Location of Mechanical and Electrical Provisions of Residential Flats” 請參閱〈住宅單位機電裝置及位置數量說明表〉
	Design 設計	Drain point and water point are provided for washing machine (22mm diameter water inlet and 50mm diameter water outlet) 設有洗衣機來、去水接駁喉位（22毫米直徑來水喉及50毫米直徑去水喉）
(j) Water supply 供水	(i) Material of water pipes 水管的用料	Copper water pipes for cold water and copper water pipes with thermal insulation for hot water system. uPVC pipe for flushing water supply system 冷水管採用銅喉及熱水管採用隔熱保護銅喉，沖廁水系統用塑料管
	(ii) Whether water pipes are concealed or exposed 水管是隱藏或外露	Water pipes are partly concealed and partly exposed ² 水管是部份隱藏或部份外露 ²
	(iii) Whether hot water is available 有否熱水供應	Hot water supply system is provided to kitchen from multi-functional water tap, bathroom and lavatory from water heater respectively 廚房由多用途水龍頭供應熱水，浴室及洗手間由熱水爐供應熱水

Notes:

1. Other than those parts of the conduits concealed within the concrete, the rest of them are exposed. The exposed conduits may be covered or hidden by false ceilings, bulkheads, cabinets, claddings, non-concrete partition walls, designated pipe ducts or other materials.

2. Other than those parts of the water pipes concealed within the concrete, the rest of them are exposed. The exposed water pipes may be covered or hidden by false ceilings, bulkheads, cabinets, claddings, non-crete partition walls, designated pipe ducts or other materials.

3. For Multi-functional Water Tap, filter to be purchased, installed and maintained by purchaser.

備註：

1. 除部分隱藏於混凝土內之導管外，其他部份的導管均為外露。外露的導管可能被假天花、假陣、貯存櫃、覆面、非混凝土間牆、指定之槽位或其他物料遮蓋。

2. 除部分隱藏於混凝土內之水管外，其他部份的水管均為外露。外露的水管可能被假天花、假陣、貯存櫃、覆面、非混凝土間牆、指定之槽位或其他物料遮蓋。

3. 多用途水龍頭之過濾器，由買家購買、安裝及維護。

143

4. MISCELLANEOUS 雜項		
Item 細項	Description 描述	
(a) Lift 升降機	Residential Lifts 住宅升降機	
	(i) Brand name 品牌名稱	Mitsubishi Electric 三菱電機
	(ii) Model number 產品型號	NexWay-S
	(iii) Number of lifts 升降機數目	9
	(iv) Floor served by the lifts 到達的樓層	<u>Tower 1</u> Lift TL01, TL02, TL03: LG4/F, 1/F – 3/F, 5/F – 12/F, 15/F – 19/F <u>Tower 6</u> Lift TL14 – TL15: 1/F – 3/F, 5/F – 12/F, 15/F Lift TL16: LG1/F, 1/F – 3/F, 5/F – 12/F, 15/F <u>Tower 7</u> TL17: LG1/F – G/F, 1/F – 3/F, 5/F – 12/F, 15/F TL18 – TL19: G/F, 1/F – 3/F, 5/F – 12/F, 15/F <u>第1座</u> 升降機TL01, TL02, TL03： 低層地下4樓、1樓至3樓、5樓至12樓、15樓至19樓 <u>第6座</u> 升降機TL14 – TL15： 1樓至3樓、5樓至12樓、15樓 升降機TL16： 低層地下1樓、1樓至3樓、5樓至12樓、15樓 <u>第7座</u> 升降機TL17： 低層地下1樓至地下、1樓至3樓、5樓至12樓、15樓 升降機TL18 – TL19： 地下、1樓至3樓、5樓至12樓、15樓

Note:
4/F, 13/F and 14/F are omitted.

備註：
不設4樓、13樓及14樓。

4. MISCELLANEOUS 雜項		
Item 細項	Description 描述	
(a) Lift 升降機	Shuttle Lifts 穿梭升降機	
	(i) Brand name 品牌名稱	Mitsubishi Electric 三菱電機
	(ii) Model number 產品型號	NEXIEZ-MRL
	(iii) Number of lifts 升降機數目	4
	(iv) Floor served by the lifts 到達的樓層	Lift PL01: LG1/F – G/F Lift PL02: LG4/F, LG2/F – G/F Lift PL03: LG1/F Lift PL06: LG1/F, G/F, Tower 6 16/F 升降機PL01：低層地下1樓至地下 升降機PL02：低層地下4樓、低層地下2樓至地下 升降機PL03：低層地下1樓 升降機PL06：低層地下1樓、地下及第6座16樓
(b) Letter box 信箱	Material 用料	Wooden letter box with plastic laminate finish 木製信箱配膠板飾面
(c) Refuse collection 垃圾收集	(i) Means of refuse collection 垃圾收集方法	Refuse to be collected by Cleaners 由清潔工人收集垃圾
	(ii) Location of refuse room 垃圾房位置	Refuse storage and material recovery room is provided on each floor of residential tower (except R/F). Refuse collection and material recovery chamber is provided at LG3/F 垃圾及物料回收房位於住宅大廈的每層（不包括天台）。垃圾及物料回收站位於低層地下3樓

Note:
4/F, 13/F and 14/F are omitted.

備註：
不設4樓、13樓及14樓。

4. MISCELLANEOUS 雜項				
Item 細項	Description 描述			
(d) Water meter, electricity meter and gas meter 水錶、電錶及氣體錶	(i) Location 位置	Water meter 水錶 at water meter room / water meter cabinet on each residential floor 在每一住宅樓層水錶房/水錶櫃	Electricity meter 電錶 at electric meter room / electric meter cabinet on each residential floor 在每一住宅樓層電錶房/電錶櫃	Gas meter 煤氣錶 Tower 1 Flat A5, B1 & B2 on 1/F – 3/F, 5/F – 12/F, 15/F-18/F, and Flat A1, A3 & B1 on 19/F; Tower 6 Flat A8, D1, D2 & D3 on 1/F – 2/F, B1, B3, D1, D2 & D3 on 3/F, 5/F – 12/F, 15/F and Flat A8 on 3/F, 5/F – 12/F; Tower 7 Flat A1, B1 & B2 on 1/F and A1, A10, B1, B2 & B3 on 2/F – 3/F, 5/F – 12/F, 15/F: Inside kitchen Other units: not applicable 第1座1樓至3樓、5樓至12樓及15樓至18樓A5、B1、B2單位及19樓A1、A3、B1單位；第6座1樓至2樓A8、D1、D2、D3單位，3樓、5樓至12樓及15樓B1、B3、D1、D2、D3單位，3樓、5樓至12樓A8單位；第7座1樓A1、B1、B2單位及2樓至3樓、5樓至12樓及15樓A1、A10、B1、B2、B3單位：設於廚房內 其他單位：不適用
	(ii) Whether they are separate or communal meters for residential properties 就住宅單位而言是獨立或公用的錶	separate meter 獨立錶	separate meter 獨立錶	separate meter 獨立錶

5. SECURITY FACILITIES 保安設施			
Item 細項		Description 描述	
Security facilities 保安設施	Security system and equipment (including details of built-in provisions and their locations) 保安系統及設備 (包括嵌入式裝置的細節及其位置)	Access control and security system 入口通道控制及保安系統	Smart card access control system is provided in residential tower main entrance 住宅大樓入口大堂設有智能卡通道控制系統
		CCTV 閉路電視	CCTV camera are provided at clubhouse, common flat roof and common areas. CCTV is connected to the caretaker counter 會所、公用平台及公用地方均設有閉路電視連接至管理處

The Vendor hereby undertakes that if lifts or appliances of the specified brand name or model number as stated respectively in item 4(a) above and item 6 below are not installed in the Phase, lifts or appliances of comparable quality will be installed.

賣方承諾，如期數中沒有安裝分別於上表第4(a)項及下表第6項指明的品牌名稱或產品型號的升降機或設備，便會安裝品質相若的升降機或設備。

6. APPLIANCES SCHEDULE 設備說明表					
Tower 1 (1/F) 第1座(1樓)					
Location 位置	Appliances 設備	Applicable Flats 適用單位	Brand 品牌	Model No. 型號	
				Indoor Unit 室內機	Outdoor Unit 室外機
Living Room and Dining Room 客廳及飯廳	Multi Split Type Air-Conditioner 多聯分體式冷氣機	A1, B1, B2	Mitsubishi Electric 三菱電機	MSZ-GE60VA	MXZ-4E83VA
		A2, A3		MSZ-GE50VA	MXZ-4E83VA
		A2		MSZ-GE25VA	MXZ-4E83VA
	VRF Type Air-Conditioner 變頻多聯分體式冷氣機	A5, A6, A7, A8, B3, B5		PKFY-P50VLM	PUMY-SP125VKM2
Master Bedroom 主人睡房	Multi Split Type Air-Conditioner 多聯分體式冷氣機	A1, B1, B2	Mitsubishi Electric 三菱電機	MSZ-GE35VA	MXZ-3E68VA
		A3		MSZ-GE25VA	MXZ-4E83VA
	VRF Type Air-Conditioner 變頻多聯分體式冷氣機	A5, A6, A7, A8, B3, B5		PKFY-P40VLM	PUMY-SP125VKM2
Bedroom 2 睡房2	Multi Split Type Air-Conditioner 多聯分體式冷氣機	A1, B1, B2	Mitsubishi Electric 三菱電機	MSZ-GE25VA	MXZ-3E68VA
	VRF Type Air-Conditioner 變頻多聯分體式冷氣機	A5, A6, A7, A8, B3, B5		PKFY-P25VLM	PUMY-SP125VKM2
Bedroom 3 睡房3	Multi Split Type Air-Conditioner 多聯分體式冷氣機	A1, B1, B2	Mitsubishi Electric 三菱電機	MSZ-GE25VA	MXZ-4E83VA
Master Bathroom 主人浴室	Thermo Ventilator 浴室寶	B1, B2	Mitsubishi Electric 三菱電機	V-251BZ-HK	
Bathroom 浴室	Thermo Ventilator 浴室寶	A1, A2, A3, A5, A6, A7, A8, B3, B5	Mitsubishi Electric 三菱電機	V-251BZ-HK	
	Ventilation Fan 抽氣扇	A1	Systemair 系統風	CBF 125M	
	Instantaneous Eletric Water Heater 即熱式電熱水器	A2, A3, A6, A7, A8, B3, B5	Stiebel Eltron 斯寶亞創	DHB 18/21/24 ST Trend	
		A1		DHB 27 ST Trend	
Bathroom 2 浴室2	Ventilation Fan 抽氣扇	B1, B2	Systemair 系統風	CBF 125M	

The Vendor hereby undertakes that if lifts or appliances of the specified brand name or model number as stated respectively in item 4(a) above and item 6 below are not installed in the Phase, lifts or appliances of comparable quality will be installed.

Note:

4/F, 13/F and 14/F and Flats A4, B4, C4 and D4 on all floors and Flats A7, A8 and B5 on 19/F are omitted in Tower 1. 4/F, 13/F and 14/F and Flats A4, B4, C4 and D4 on all floors, Flats A8 on 15/F and Flats B2, B3, B5 and C7 on 1/F and 2/F are omitted in Tower 6. 4/F, 13/F and 14/F and Flats A4, B4, C4 and D4 on all floors and Flats A10, C1, C2, C3, C5, D1, D2, D3, D5 and D6 on 1/F are omitted in Tower 7.

賣方承諾，如期數中沒有安裝分別於上表第4(a)項及下表第6項指明的品牌名稱或產品型號的升降機或設備，便會安裝品質相若的升降機或設備。

備註：

第1座不設4樓、13樓及14樓、各樓層A4、B4、C4及D4單位及19樓A7、A8及B5單位。第6座不設4樓、13樓及14樓、各樓層A4、B4、C4及D4單位、15樓A8單位及1樓及2樓B2、B3、B5及C7單位。第7座不設4樓、13樓及14樓、各樓層A4、B4、C4及D4單位及1樓A10、C1、C2、C3、C5、D1、D2、D3、D5及D6單位。

6. APPLIANCES SCHEDULE 設備說明表				
Tower 1 (1/F) 第1座(1樓)				
Location 位置	Appliances 設備	Applicable Flats 適用單位	Brand 品牌	Model No. 型號
Kitchen / Open Kitchen 廚房/開放式廚房	Induction Hob 電磁爐	A2, A3, A6, A7, A8, B3, B5	De Dietrich	DPI7361XH
		A1		DPI7572X
	Gas Hob 煤氣煮食爐	A5, B1, B2	De Dietrich	DPG7389B / DPG3320BH
	Cooker Hood 抽油煙機	A1, A2, A3, A5, A6, A7, A8, B1, B2, B3, B5	Gorenje	BHP623E13X
	Combi Steam Oven 蒸焗爐	A5, A8, B3	De Dietrich	DKR7580A
		A1, B1, B2		DOR7586A
	Refrigerator 雪櫃	A5, A8, B1, B2, B3	Gorenje	NRKI5182A1
	Washer Dryer 洗衣乾衣機	A1, A2, A3, A5, A6, A7, A8, B1, B2, B3, B5	De Dietrich	DLZ2485U
	Ventilation Fan 抽氣扇	A5, B1, B2	Systemair 系統風	CBF 125M
	Gas Water Heater 煤氣熱水爐	A5, B1, B2	TGC	TRJW222TFQL
	Multi-functional Water Tap (without filter) 多用途水龍頭 (不包括過濾器)	A1, A2, A3, A5, A6, A7, A8, B1, B2, B3, B5	Intrix	4BD2P24XX
Living Room and Dining Room 客廳及飯廳	Combi Steam Oven 蒸焗爐	A2, A3, A6, A7, B5	De Dietrich	DKR7580A
	Refrigerator 雪櫃	A2, A3	Gorenje	RBI4122E1
		A1, A6, A7, B5		NRKI5182A1

The Vendor hereby undertakes that if lifts or appliances of the specified brand name or model number as stated respectively in item 4(a) above and item 6 below are not installed in the Phase, lifts or appliances of comparable quality will be installed.

Note:

4/F, 13/F and 14/F and Flats A4, B4, C4 and D4 on all floors and Flats A7, A8 and B5 on 19/F are omitted in Tower 1. 4/F, 13/F and 14/F and Flats A4, B4, C4 and D4 on all floors, Flats A8 on 15/F and Flats B2, B3, B5 and C7 on 1/F and 2/F are omitted in Tower 6. 4/F, 13/F and 14/F and Flats A4, B4, C4 and D4 on all floors and Flats A10, C1, C2, C3, C5, D1, D2, D3, D5 and D6 on 1/F are omitted in Tower 7.

賣方承諾，如期數中沒有安裝分別於上表第4(a)項及下表第6項指明的品牌名稱或產品型號的升降機或設備，便會安裝品質相若的升降機或設備。

備註：

第1座不設4樓、13樓及14樓、各樓層A4、B4、C4及D4單位及19樓A7、A8及B5單位。第6座不設4樓、13樓及14樓、各樓層A4、B4、C4及D4單位、15樓A8單位及1樓及2樓B2、B3、B5及C7單位。第7座不設4樓、13樓及14樓、各樓層A4、B4、C4及D4單位及1樓A10、C1、C2、C3、C5、D1、D2、D3、D5及D6單位。

6. APPLIANCES SCHEDULE 設備說明表					
Tower 1 (2/F – 3/F, 5/F – 12/F, 15/F – 18/F) 第1座 (2樓至3樓、5樓至12樓、15樓至18樓)					
Location 位置	Appliances 設備	Applicable Flats 適用單位	Brand 品牌	Model No. 型號	
				Indoor Unit 室內機	Outdoor Unit 室外機
Living Room and Dining Room 客廳及飯廳	Multi Split Type Air-Conditioner 多聯分體式冷氣機	A1, B1, B2	Mitsubishi Electric 三菱電機	MSZ-GE60VA	MXZ-4E83VA
		A2, A3		MSZ-GE50VA	MXZ-4E83VA
	VRF Type Air-Conditioner 變頻多聯分體式冷氣機	A5, A6, A7, A8, B3, B5		PKFY-P50VLM	PUMY-SP125VKM2
Master Bedroom 主人睡房	Multi Split Type Air-Conditioner 多聯分體式冷氣機	A1, B1, B2	Mitsubishi Electric 三菱電機	MSZ-GE35VA	MXZ-3E68VA
		A2, A3		MSZ-GE25VA	MXZ-4E83VA
	VRF Type Air-Conditioner 變頻多聯分體式冷氣機	A5, A6, A7, A8, B3, B5		PKFY-P40VLM	PUMY-SP125VKM2
Bedroom 2 睡房2	Multi Split Type Air-Conditioner 多聯分體式冷氣機	A1, B1, B2	Mitsubishi Electric 三菱電機	MSZ-GE25VA	MXZ-3E68VA
	VRF Type Air-Conditioner 變頻多聯分體式冷氣機	A5, A6, A7, A8, B3, B5		PKFY-P25VLM	PUMY-SP125VKM2
Bedroom 3 睡房3	Multi Split Type Air-Conditioner 多聯分體式冷氣機	A1, B1, B2	Mitsubishi Electric 三菱電機	MSZ-GE25VA	MXZ-4E83VA
Master Bathroom 主人浴室	Thermo Ventilator 浴室寶	B1, B2	Mitsubishi Electric 三菱電機	V-251BZ-HK	
Bathroom 浴室	Thermo Ventilator 浴室寶	A1, A2, A3, A5, A6, A7, A8, B3, B5	Mitsubishi Electric 三菱電機	V-251BZ-HK	
	Ventilation Fan 抽氣扇	A1	Systemair 系統風	CBF 125M	
	Instantaneous Eletric Water Heater 即熱式電熱水器	A2, A3, A6, A7, A8, B3, B5	Stiebel Eltron 斯寶亞創	DHB 18/21/24 ST Trend	
		A1		DHB 27 ST Trend	
Bathroom 2 浴室2	Ventilation Fan 抽氣扇	B1, B2	Systemair 系統風	CBF 125M	

The Vendor hereby undertakes that if lifts or appliances of the specified brand name or model number as stated respectively in item 4(a) above and item 6 below are not installed in the Phase, lifts or appliances of comparable quality will be installed.

Note:

4/F, 13/F and 14/F and Flats A4, B4, C4 and D4 on all floors and Flats A7, A8 and B5 on 19/F are omitted in Tower 1. 4/F, 13/F and 14/F and Flats A4, B4, C4 and D4 on all floors, Flats A8 on 15/F and Flats B2, B3, B5 and C7 on 1/F and 2/F are omitted in Tower 6. 4/F, 13/F and 14/F and Flats A4, B4, C4 and D4 on all floors and Flats A10, C1, C2, C3, C5, D1, D2, D3, D5 and D6 on 1/F are omitted in Tower 7.

賣方承諾，如期數中沒有安裝分別於上表第4(a)項及下表第6項指明的品牌名稱或產品型號的升降機或設備，便會安裝品質相若的升降機或設備。

備註：

第1座不設4樓、13樓及14樓、各樓層A4、B4、C4及D4單位及19樓A7、A8及B5單位。第6座不設4樓、13樓及14樓、各樓層A4、B4、C4及D4單位、15樓A8單位及1樓及2樓B2、B3、B5及C7單位。第7座不設4樓、13樓及14樓、各樓層A4、B4、C4及D4單位及1樓A10、C1、C2、C3、C5、D1、D2、D3、D5及D6單位。

6. APPLIANCES SCHEDULE 設備說明表				
Tower 1 (2/F – 3/F, 5/F – 12/F, 15/F – 18/F) 第1座 (2樓至3樓、5樓至12樓、15樓至18樓)				
Location 位置	Appliances 設備	Applicable Flats 適用單位	Brand 品牌	Model No. 型號
Kitchen / Open Kitchen 廚房/開放式廚房	Induction Hob 電磁爐	A2, A3, A6, A7, A8, B3, B5	De Dietrich	DPI7361XH
		A1		DPI7572X
	Gas Hob 煤氣煮食爐	A5, B1, B2	De Dietrich	DPG7389B / DPG3320BH
	Cooker Hood 抽油煙機	A1, A2, A3, A5, A6, A7, A8, B1, B2, B3, B5	Gorenje	BHP623E13X
	Combi Steam Oven 蒸焗爐	A5, A8, B3	De Dietrich	DKR7580A
		A1, B1, B2		DOR7586A
	Refrigerator 雪櫃	A5, A8, B1, B2, B3	Gorenje	NRKI5182A1
	Washer Dryer 洗衣乾衣機	A1, A2, A3, A5, A6, A7, A8, B1, B2, B3, B5	De Dietrich	DLZ2485U
	Ventilation Fan 抽氣扇	A5, B1, B2	Systemair 系統風	CBF 125M
	Gas Water Heater 煤氣熱水爐	A5, B1, B2	TGC	TRJW221TFQL
	Multi-functional Water Tap (without filter) 多用途水龍頭 (不包括過濾器)	A1, A2, A3, A5, A6, A7, A8, B1, B2, B3, B5	Intrix	4BD2P24XX
Living Room and Dining Room 客廳及飯廳	Combi Steam Oven 蒸焗爐	A2, A3, A6, A7, B5	De Dietrich	DKR7580A
	Refrigerator 雪櫃	A2, A3	Gorenje	RBI4122E1
		A1, A6, A7, B5		NRKI5182A1

The Vendor hereby undertakes that if lifts or appliances of the specified brand name or model number as stated respectively in item 4(a) above and item 6 below are not installed in the Phase, lifts or appliances of comparable quality will be installed.

Note:

4/F, 13/F and 14/F and Flats A4, B4, C4 and D4 on all floors and Flats A7, A8 and B5 on 19/F are omitted in Tower 1. 4/F, 13/F and 14/F and Flats A4, B4, C4 and D4 on all floors, Flats A8 on 15/F and Flats B2, B3, B5 and C7 on 1/F and 2/F are omitted in Tower 6. 4/F, 13/F and 14/F and Flats A4, B4, C4 and D4 on all floors and Flats A10, C1, C2, C3, C5, D1, D2, D3, D5 and D6 on 1/F are omitted in Tower 7.

賣方承諾，如期數中沒有安裝分別於上表第4(a)項及下表第6項指明的品牌名稱或產品型號的升降機或設備，便會安裝品質相若的升降機或設備。

備註：

第1座不設4樓、13樓及14樓、各樓層A4、B4、C4及D4單位及19樓A7、A8及B5單位。第6座不設4樓、13樓及14樓、各樓層A4、B4、C4及D4單位、15樓A8單位及1樓及2樓B2、B3、B5及C7單位。第7座不設4樓、13樓及14樓、各樓層A4、B4、C4及D4單位及1樓A10、C1、C2、C3、C5、D1、D2、D3、D5及D6單位。

6. APPLIANCES SCHEDULE 設備說明表					
Tower 1 (19/F) 第1座 (19樓)					
Location 位置	Appliances 設備	Applicable Flats 適用單位	Brand 品牌	Model No. 型號	
				Indoor Unit 室內機	Outdoor Unit 室外機
Living Room and Dining Room 客廳及飯廳	Multi Split Type Air-Conditioner 多聯分體式冷氣機	A2	Mitsubishi Electric 三菱電機	MSZ-GE50VA	MXZ-4E83VA
	VRF Type Air-Conditioner 變頻多聯分體式冷氣機	A1*, A3, A5, A6, B1*, B2, B3 (*2 nos of indoor unit) (*2 部室內機)		PKFY-P50VLM	PUMY-SP125VKM2
Master Bedroom 主人睡房	Multi Split Type Air-Conditioner 多聯分體式冷氣機	A2	Mitsubishi Electric 三菱電機	MSZ-GE25VA	MXZ-4E83VA
	VRF Type Air-Conditioner 變頻多聯分體式冷氣機	A1, B1		PKFY-P40VLM	PUMY-SP100VKM2
		A3, A5, A6, B2, B3		PKFY-P40VLM	PUMY-SP125VKM2
Bedroom 2 睡房2	VRF Type Air-Conditioner 變頻多聯分體式冷氣機	A1, B1	Mitsubishi Electric 三菱電機	PKFY-P25VLM	PUMY-SP100VKM2
		A3, A5, A6, B2, B3		PKFY-P25VLM	PUMY-SP125VKM2
Bedroom 3 睡房3	VRF Type Air-Conditioner 變頻多聯分體式冷氣機	A1, B1	Mitsubishi Electric 三菱電機	PKFY-P25VLM	PUMY-SP100VKM2
Utility Room 工作間	VRF Type Air-Conditioner 變頻多聯分體式冷氣機	A1, B1	Mitsubishi Electric 三菱電機	PKFY-P25VLM	PUMY-SP125VKM2
Master Bathroom 主人浴室	Thermo Ventilator 浴室寶	A1, B1	Mitsubishi Electric 三菱電機	V-251BZ-HK	
Bathroom 浴室	Thermo Ventilator 浴室寶	A2, A3, A5, A6, B2, B3	Mitsubishi Electric 三菱電機	V-251BZ-HK	
	Instantaneous Eletric Water Heater 即熱式電熱水器	A2, A5, A6, B2, B3	Stiebel Eltron 斯寶亞創	DHB 18/21/24 ST Trend	
Bathroom 2 浴室2	Ventilation Fan 抽氣扇	A1, B1	Systemair 系統風	CBF 125M	
Lavatory 洗手間	Ventilation Fan 抽氣扇	A1, B1	Systemair 系統風	CBF 125M	
	Instantaneous Eletric Water Heater 即熱式電熱水器	A1, B1	Stiebel Eltron 斯寶亞創	DHB-E 18/21/24 LCD	

The Vendor hereby undertakes that if lifts or appliances of the specified brand name or model number as stated respectively in item 4(a) above and item 6 below are not installed in the Phase, lifts or appliances of comparable quality will be installed.

Note:

4/F, 13/F and 14/F and Flats A4, B4, C4 and D4 on all floors and Flats A7, A8 and B5 on 19/F are omitted in Tower 1. 4/F, 13/F and 14/F and Flats A4, B4, C4 and D4 on all floors, Flats A8 on 15/F and Flats B2, B3, B5 and C7 on 1/F and 2/F are omitted in Tower 6. 4/F, 13/F and 14/F and Flats A4, B4, C4 and D4 on all floors and Flats A10, C1, C2, C3, C5, D1, D2, D3, D5 and D6 on 1/F are omitted in Tower 7.

賣方承諾，如期數中沒有安裝分別於上表第4(a)項及下表第6項指明的品牌名稱或產品型號的升降機或設備，便會安裝品質相若的升降機或設備。

備註：

第1座不設4樓、13樓及14樓、各樓層A4、B4、C4及D4單位及19樓A7、A8及B5單位。第6座不設4樓、13樓及14樓、各樓層A4、B4、C4及D4單位、15樓A8單位及1樓及2樓B2、B3、B5及C7單位。第7座不設4樓、13樓及14樓、各樓層A4、B4、C4及D4單位及1樓A10、C1、C2、C3、C5、D1、D2、D3、D5及D6單位。

6. APPLIANCES SCHEDULE 設備說明表				
Tower 1 (19/F) 第1座 (19樓)				
Location 位置	Appliances 設備	Applicable Flats 適用單位	Brand 品牌	Model No. 型號
Kitchen / Open Kitchen 廚房/開放式廚房	Induction Hob 電磁爐	A2, A5, A6, B2, B3	De Dietrich	DPI7361XH
	Gas Hob 煤氣煮食爐	A1, A3, B1	De Dietrich	DPG7389B / DPG3320BH
	Cooker Hood 抽油煙機	A2, A3, A5, A6, B2, B3	Gorenje	BHP623E13X
		A1, B1		BHP923E13X
	Combi Steam Oven 蒸焗爐	A3, B2	De Dietrich	DKR7580A
		A1, B1		DOR7586A
	Refrigerator 雪櫃	A1, A3, B1, B2	Gorenje	NRKI5182A1
	Washer Dryer 洗衣乾衣機	A1, A2, A3, A5, A6, B1, B2, B3	De Dietrich	DLZ2485U
	Wine Cellar 酒櫃	A1, B1	Vinvautz	VZ07SSUG
Kitchen 廚房	Ventilation Fan 抽氣扇	A3	Systemair 系統風	CBF 125M
		A1, B1		CBF 160M
	Gas Water Heater 煤氣熱水爐	A1, A3, B1	TGC	TRJW221TFQL
Living Room and Dining Room 客廳及飯廳	Combi Steam Oven 蒸焗爐	A2, A5, A6, B3	De Dietrich	DKR7580A
	Refrigerator 雪櫃	A2	Gorenje	RBI4122E1
		A5, A6, B3		NRKI5182A1

The Vendor hereby undertakes that if lifts or appliances of the specified brand name or model number as stated respectively in item 4(a) above and item 6 below are not installed in the Phase, lifts or appliances of comparable quality will be installed.

Note:

4/F, 13/F and 14/F and Flats A4, B4, C4 and D4 on all floors and Flats A7, A8 and B5 on 19/F are omitted in Tower 1. 4/F, 13/F and 14/F and Flats A4, B4, C4 and D4 on all floors, Flats A8 on 15/F and Flats B2, B3, B5 and C7 on 1/F and 2/F are omitted in Tower 6. 4/F, 13/F and 14/F and Flats A4, B4, C4 and D4 on all floors and Flats A10, C1, C2, C3, C5, D1, D2, D3, D5 and D6 on 1/F are omitted in Tower 7.

賣方承諾，如期數中沒有安裝分別於上表第4(a)項及下表第6項指明的品牌名稱或產品型號的升降機或設備，便會安裝品質相若的升降機或設備。

備註：

第1座不設4樓、13樓及14樓、各樓層A4、B4、C4及D4單位及19樓A7、A8及B5單位。第6座不設4樓、13樓及14樓、各樓層A4、B4、C4及D4單位、15樓A8單位及1樓及2樓B2、B3、B5及C7單位。第7座不設4樓、13樓及14樓、各樓層A4、B4、C4及D4單位及1樓A10、C1、C2、C3、C5、D1、D2、D3、D5及D6單位。

6. APPLIANCES SCHEDULE 設備說明表					
Tower 6 (1/F) 第6座(1樓)					
Location 位置	Appliances 設備	Applicable Flats 適用單位	Brand 品牌	Model No. 型號	
				Indoor Unit 室內機	Outdoor Unit 室外機
Living Room and Dining Room 客廳及飯廳	Multi Split Type Air-Conditioner 多聯分體式冷氣機	A1, A7, C2, C3, C5	Mitsubishi Electric 三菱電機	MSZ-GE50VA	MXZ-4E83VA
		A8, C1		MSZ-GE60VA	MXZ-4E83VA
	VRF Type Air-Conditioner 變頻多聯分體式冷氣機	A2, A3, A5, A6		PKFY-P50VLM	PUMY-SP100VKM2
		A2, A3, A5, A6		PKFY-P25VLM	PUMY-SP100VKM2
		B1, D1, D2, D3, D5		PKFY-P50VLM	PUMY-SP125VKM2
	Split Type Air-Conditioner 分體式冷氣機	C6		MSZ-GS18VF	MUZ-GS18VF
Master Bedroom 主人睡房	Multi Split Type Air-Conditioner 多聯分體式冷氣機	A1, A7, C2, C3, C5	Mitsubishi Electric 三菱電機	MSZ-GE25VA	MXZ-4E83VA
		A8, C1		MSZ-GE35VA	MXZ-3E68VA
	VRF Type Air-Conditioner 變頻多聯分體式冷氣機	A2, A3, A5, A6		PKFY-P25VLM	PUMY-SP100VKM2
		B1, D1, D3, D5		PKFY-P40VLM	PUMY-SP125VKM2
		D2		PKFY-P25VLM	PUMY-SP125VKM2
	Bedroom 2 睡房2	Multi Split Type Air-Conditioner 多聯分體式冷氣機		A8, C1	Mitsubishi Electric 三菱電機
VRF Type Air-Conditioner 變頻多聯分體式冷氣機		B1, D1, D2, D3, D5	PKFY-P25VLM	PUMY-SP125VKM2	
Bedroom 3 睡房3	Multi Split Type Air-Conditioner 多聯分體式冷氣機	A8, C1	Mitsubishi Electric 三菱電機	MSZ-GE25VA	MXZ-4E83VA
Store 儲物室	VRF Type Air-Conditioner 變頻多聯分體式冷氣機	D2	Mitsubishi Electric 三菱電機	PKFY-P25VLM	PUMY-SP125VKM2
Bathroom 浴室	Thermo Ventilator 浴室寶	A1, A2, A3, A5, A6, A7, A8, B1, C1 C2, C3, C5, C6, D1, D2, D3, D5	Mitsubishi Electric 三菱電機	V-251BZ-HK	
	Ventilation Fan 抽氣扇	A8, C1	Systemair 系統風	CBF 125M	

The Vendor hereby undertakes that if lifts or appliances of the specified brand name or model number as stated respectively in item 4(a) above and item 6 below are not installed in the Phase, lifts or appliances of comparable quality will be installed.

Note:

4/F, 13/F and 14/F and Flats A4, B4, C4 and D4 on all floors and Flats A7, A8 and B5 on 19/F are omitted in Tower 1. 4/F, 13/F and 14/F and Flats A4, B4, C4 and D4 on all floors, Flats A8 on 15/F and Flats B2, B3, B5 and C7 on 1/F and 2/F are omitted in Tower 6. 4/F, 13/F and 14/F and Flats A4, B4, C4 and D4 on all floors and Flats A10, C1, C2, C3, C5, D1, D2, D3, D5 and D6 on 1/F are omitted in Tower 7.

賣方承諾，如期數中沒有安裝分別於上表第4(a)項及下表第6項指明的品牌名稱或產品型號的升降機或設備，便會安裝品質相若的升降機或設備。

備註：

第1座不設4樓、13樓及14樓、各樓層A4、B4、C4及D4單位及19樓A7、A8及B5單位。第6座不設4樓、13樓及14樓、各樓層A4、B4、C4及D4單位、15樓A8單位及1樓及2樓B2、B3、B5及C7單位。第7座不設4樓、13樓及14樓、各樓層A4、B4、C4及D4單位及1樓A10、C1、C2、C3、C5、D1、D2、D3、D5及D6單位。

6. APPLIANCES SCHEDULE 設備說明表				
Tower 6 (1/F) 第6座(1樓)				
Location 位置	Appliances 設備	Applicable Flats 適用單位	Brand 品牌	Model No. 型號
Bathroom 浴室	Instantaneous Water Heater 即熱式電熱水器	A1, A2, A3, A5, A6, A7, B1, C2, C3, C5, C6, D5	Stiebel Eltron 斯寶亞創	DHB 18/21/24 ST Trend
		C1		DHB 27 ST Trend
Kitchen / Open Kitchen 廚房/開放式廚房	Induction Hob 電磁爐	A1, A2, A3, A5, A6, A7, B1, C2, C3, C5, C6, D5	De Dietrich	DPI7361XH
		C1		DPI7572X
	Gas Hob 煤氣煮食爐	A8, D1, D2, D3	De Dietrich	DPG7389B / DPG3320BH
	Cooker Hood 抽油煙機	A1, A2, A3, A5, A6, A7, A8, B1, C1, C2, C3, C5, C6, D1, D2, D3, D5	Gorenje	BHP623E13X
	Combi Steam Oven 蒸焗爐	A1, A2, A3, A5, A6, A7, B1, C3, C5, D1, D2, D3	De Dietrich	DKR7580A
		A8, C1		DOR7586A
	Refrigerator 雪櫃	A1, A2, A3, A5, A6, A7, C3, C5	Gorenje	RBI4122E1
		A8, C1, D1, D2, D3		NRKI5182A1
	Washer Dryer 洗衣乾衣機	A1, A2, A3, A5, A6, A7, A8, B1, C1, C2, C3, C5, C6, D1, D2, D3, D5	De Dietrich	DLZ2485U
	Ventilation Fan 抽氣扇	A8, D1, D2, D3	Systemair 系統風	CBF 125M
	Gas Water Heater 煤氣熱水爐	A8, D1, D2, D3	TGC	TRJW222TFQL
	Multi-functional Water Tap (without filter) 多用途水龍頭 (不包括過濾器)	A1, A2, A3, A5, A6, A7, A8, B1, C1, C2, C3, C5, C6, D1, D2, D3, D5	Intrix	4BD2P24XX
Living Room and Dining Room 客廳及飯廳	Refrigerator 雪櫃	C2, C6	Gorenje	RBI4122E1
		B1, D5		NRKI5182A1
	Combi Steam Oven 蒸焗爐	C2, C6, D5	De Dietrich	DKR7580A

The Vendor hereby undertakes that if lifts or appliances of the specified brand name or model number as stated respectively in item 4(a) above and item 6 below are not installed in the Phase, lifts or appliances of comparable quality will be installed.

Note:

4/F, 13/F and 14/F and Flats A4, B4, C4 and D4 on all floors and Flats A7, A8 and B5 on 19/F are omitted in Tower 1. 4/F, 13/F and 14/F and Flats A4, B4, C4 and D4 on all floors, Flats A8 on 15/F and Flats B2, B3, B5 and C7 on 1/F and 2/F are omitted in Tower 6. 4/F, 13/F and 14/F and Flats A4, B4, C4 and D4 on all floors and Flats A10, C1, C2, C3, C5, D1, D2, D3, D5 and D6 on 1/F are omitted in Tower 7.

賣方承諾，如期數中沒有安裝分別於上表第4(a)項及下表第6項指明的品牌名稱或產品型號的升降機或設備，便會安裝品質相若的升降機或設備。

備註：

第1座不設4樓、13樓及14樓、各樓層A4、B4、C4及D4單位及19樓A7、A8及B5單位。第6座不設4樓、13樓及14樓、各樓層A4、B4、C4及D4單位、15樓A8單位及1樓及2樓B2、B3、B5及C7單位。第7座不設4樓、13樓及14樓、各樓層A4、B4、C4及D4單位及1樓A10、C1、C2、C3、C5、D1、D2、D3、D5及D6單位。

6. APPLIANCES SCHEDULE 設備說明表					
Tower 6 (2/F) 第6座(2樓)					
Location 位置	Appliances 設備	Applicable Flats 適用單位	Brand 品牌	Model No. 型號	
				Indoor Unit 室內機	Outdoor Unit 室外機
Living Room and Dining Room 客廳及飯廳	Multi Split Type Air-Conditioner 多聯分體式冷氣機	A1, A7, C2, C3, C5	Mitsubishi Electric 三菱電機	MSZ-GE50VA	MXZ-4E83VA
		A8, C1		MSZ-GE60VA	MXZ-4E83VA
	VRF Type Air-Conditioner 變頻多聯分體式冷氣機	A2, A3, A5, A6		PKFY-P50VLM	PUMY-SP100VKM2
		A2, A3, A5, A6		PKFY-P25VLM	PUMY-SP100VKM2
		B1, D1, D2, D3, D5		PKFY-P50VLM	PUMY-SP125VKM2
	Split Type Air-Conditioner 分體式冷氣機	C6		MSZ-GS18VF	MUZ-GS18VF
Master Bedroom 主人睡房	Multi Split Type Air-Conditioner 多聯分體式冷氣機	A1, A7, C2, C3, C5	Mitsubishi Electric 三菱電機	MSZ-GE25VA	MXZ-4E83VA
		A8, C1		MSZ-GE35VA	MXZ-3E68VA
	VRF Type Air-Conditioner 變頻多聯分體式冷氣機	A2, A3, A5, A6		PKFY-P25VLM	PUMY-SP100VKM2
		B1, D1, D3, D5		PKFY-P40VLM	PUMY-SP125VKM2
		D2		PKFY-P25VLM	PUMY-SP125VKM2
Bedroom 2 睡房2	Multi Split Type Air-Conditioner 多聯分體式冷氣機	A8, C1	Mitsubishi Electric 三菱電機	MSZ-GE25VA	MXZ-3E68VA
	VRF Type Air-Conditioner 變頻多聯分體式冷氣機	B1, D1, D2, D3, D5		PKFY-P25VLM	PUMY-SP125VKM2
Bedroom 3 睡房3	Multi Split Type Air-Conditioner 多聯分體式冷氣機	A8, C1	Mitsubishi Electric 三菱電機	MSZ-GE25VA	MXZ-4E83VA
Store 儲物室	VRF Type Air-Conditioner 變頻多聯分體式冷氣機	D2	Mitsubishi Electric 三菱電機	PKFY-P25VLM	PUMY-SP125VKM2
Bathroom 浴室	Thermo Ventilator 浴室寶	A1, A2, A3, A5, A6, A7, A8, B1, C1 C2, C3, C5, C6, D1, D2, D3, D5	Mitsubishi Electric 三菱電機	V-251BZ-HK	
	Ventilation Fan 抽氣扇	A8, C1	Systemair 系統風	CBF 125M	

The Vendor hereby undertakes that if lifts or appliances of the specified brand name or model number as stated respectively in item 4(a) above and item 6 below are not installed in the Phase, lifts or appliances of comparable quality will be installed.

Note:

4/F, 13/F and 14/F and Flats A4, B4, C4 and D4 on all floors and Flats A7, A8 and B5 on 19/F are omitted in Tower 1. 4/F, 13/F and 14/F and Flats A4, B4, C4 and D4 on all floors, Flats A8 on 15/F and Flats B2, B3, B5 and C7 on 1/F and 2/F are omitted in Tower 6. 4/F, 13/F and 14/F and Flats A4, B4, C4 and D4 on all floors and Flats A10, C1, C2, C3, C5, D1, D2, D3, D5 and D6 on 1/F are omitted in Tower 7.

賣方承諾，如期數中沒有安裝分別於上表第4(a)項及下表第6項指明的品牌名稱或產品型號的升降機或設備，便會安裝品質相若的升降機或設備。

備註：

第1座不設4樓、13樓及14樓、各樓層A4、B4、C4及D4單位及19樓A7、A8及B5單位。第6座不設4樓、13樓及14樓、各樓層A4、B4、C4及D4單位、15樓A8單位及1樓及2樓B2、B3、B5及C7單位。第7座不設4樓、13樓及14樓、各樓層A4、B4、C4及D4單位及1樓A10、C1、C2、C3、C5、D1、D2、D3、D5及D6單位。

6. APPLIANCES SCHEDULE 設備說明表				
Tower 6 (2/F) 第6座(2樓)				
Location 位置	Appliances 設備	Applicable Flats 適用單位	Brand 品牌	Model No. 型號
Bathroom 浴室	Instantaneous Water Heater 即熱式電熱水器	A1, A2, A3, A5, A6, A7, B1, C2, C3, C5, C6, D5	Stiebel Eltron 斯寶亞創	DHB 18/21/24 ST Trend
		C1		DHB 27 ST Trend
Kitchen / Open Kitchen 廚房/開放式廚房	Induction Hob 電磁爐	A1, A2, A3, A5, A6, A7, B1, C2, C3, C5, C6, D5	De Dietrich	DPI7361XH
		C1		DPI7572X
	Gas Hob 煤氣煮食爐	A8, D1, D2, D3	De Dietrich	DPG7389B / DPG3320BH
	Cooker Hood 抽油煙機	A1, A2, A3, A5, A6, A7, A8, B1, C1, C2, C3, C5, C6, D1, D2, D3, D5	Gorenje	BHP623E13X
	Combi Steam Oven 蒸焗爐	A1, A2, A3, A5, A6, A7, B1, C3, C5, D1, D2, D3	De Dietrich	DKR7580A
		A8, C1		DOR7586A
	Refrigerator 雪櫃	A1, A2, A3, A5, A6, A7, C3, C5	Gorenje	RBI4122E1
		A8, C1, D1, D2, D3		NRKI5182A1
	Washer Dryer 洗衣乾衣機	A1, A2, A3, A5, A6, A7, A8, B1, C1, C2, C3, C5, C6, D1, D2, D3, D5	De Dietrich	DLZ2485U
	Ventilation Fan 抽氣扇	A8, D1, D2, D3	Systemair 系統風	CBF 125M
	Gas Water Heater 煤氣熱水爐	A8, D1, D2, D3	TGC	TRJW222TFQL
	Multi-functional Water Tap (without filter) 多用途水龍頭 (不包括過濾器)	A1, A2, A3, A5, A6, A7, A8, B1, C1, C2, C3, C5, C6, D1, D2, D3, D5	Intrix	4BD2P24XX
Living Room and Dining Room 客廳及飯廳	Refrigerator 雪櫃	C2, C6	Gorenje	RBI4122E1
		B1, D5		NRKI5182A1
	Combi Steam Oven 蒸焗爐	C2, C6, D5	De Dietrich	DKR7580A

The Vendor hereby undertakes that if lifts or appliances of the specified brand name or model number as stated respectively in item 4(a) above and item 6 below are not installed in the Phase, lifts or appliances of comparable quality will be installed.

Note:

4/F, 13/F and 14/F and Flats A4, B4, C4 and D4 on all floors and Flats A7, A8 and B5 on 19/F are omitted in Tower 1. 4/F, 13/F and 14/F and Flats A4, B4, C4 and D4 on all floors, Flats A8 on 15/F and Flats B2, B3, B5 and C7 on 1/F and 2/F are omitted in Tower 6. 4/F, 13/F and 14/F and Flats A4, B4, C4 and D4 on all floors and Flats A10, C1, C2, C3, C5, D1, D2, D3, D5 and D6 on 1/F are omitted in Tower 7.

賣方承諾，如期數中沒有安裝分別於上表第4(a)項及下表第6項指明的品牌名稱或產品型號的升降機或設備，便會安裝品質相若的升降機或設備。

備註：

第1座不設4樓、13樓及14樓、各樓層A4、B4、C4及D4單位及19樓A7、A8及B5單位。第6座不設4樓、13樓及14樓、各樓層A4、B4、C4及D4單位、15樓A8單位及1樓及2樓B2、B3、B5及C7單位。第7座不設4樓、13樓及14樓、各樓層A4、B4、C4及D4單位及1樓A10、C1、C2、C3、C5、D1、D2、D3、D5及D6單位。

6. APPLIANCES SCHEDULE 設備說明表					
Tower 6 (3/F, 5/F – 12/F) 第6座 (3樓、5樓至12樓)					
Location 位置	Appliances 設備	Applicable Flats 適用單位	Brand 品牌	Model No. 型號	
				Indoor Unit 室內機	Outdoor Unit 室外機
Living Room and Dining Room 客廳及飯廳	Multi Split Type Air-Conditioner 多聯分體式冷氣機	A1, A7, C2, C3, C5, C6	Mitsubishi Electric 三菱電機	MSZ-GE50VA	MXZ-4E83VA
		A8, C1		MSZ-GE60VA	MXZ-4E83VA
	VRF Type Air-Conditioner 變頻多聯分體式冷氣機	A2, A3, A5, A6		PKFY-P50VLM	PUMY-SP100VKM2
		A2, A3, A5, A6		PKFY-P25VLM	PUMY-SP100VKM2
		B1, B2, B3, B5, D1, D2, D3, D5		PKFY-P50VLM	PUMY-SP125VKM2
	Split Type Air-Conditioner 分體式冷氣機	C7		MSZ-GS18VF	MUZ-GS18VF
Master Bedroom 主人睡房	Multi Split Type Air-Conditioner 多聯分體式冷氣機	A1, A7, C2, C3, C5, C6	Mitsubishi Electric 三菱電機	MSZ-GE25VA	MXZ-4E83VA
		A8, C1		MSZ-GE35VA	MXZ-3E68VA
	VRF Type Air-Conditioner 變頻多聯分體式冷氣機	A2, A3, A5, A6		PKFY-P25VLM	PUMY-SP100VKM2
		B1, B2, B3, B5, D1, D3, D5		PKFY-P40VLM	PUMY-SP125VKM2
		D2		PKFY-P25VLM	PUMY-SP125VKM2
	Bedroom 2 睡房2	Multi Split Type Air-Conditioner 多聯分體式冷氣機		A8, C1	Mitsubishi Electric 三菱電機
VRF Type Air-Conditioner 變頻多聯分體式冷氣機		B1, B2, B3, B5, D1, D2, D3, D5	PKFY-P25VLM	PUMY-SP125VKM2	
Bedroom 3 睡房3	Multi Split Type Air-Conditioner 多聯分體式冷氣機	A8, C1	Mitsubishi Electric 三菱電機	MSZ-GE25VA	MXZ-4E83VA
Store 儲物室	VRF Type Air-Conditioner 變頻多聯分體式冷氣機	D2	Mitsubishi Electric 三菱電機	PKFY-P25VLM	PUMY-SP125VKM2

The Vendor hereby undertakes that if lifts or appliances of the specified brand name or model number as stated respectively in item 4(a) above and item 6 below are not installed in the Phase, lifts or appliances of comparable quality will be installed.

Note:

4/F, 13/F and 14/F and Flats A4, B4, C4 and D4 on all floors and Flats A7, A8 and B5 on 19/F are omitted in Tower 1. 4/F, 13/F and 14/F and Flats A4, B4, C4 and D4 on all floors, Flats A8 on 15/F and Flats B2, B3, B5 and C7 on 1/F and 2/F are omitted in Tower 6. 4/F, 13/F and 14/F and Flats A4, B4, C4 and D4 on all floors and Flats A10, C1, C2, C3, C5, D1, D2, D3, D5 and D6 on 1/F are omitted in Tower 7.

賣方承諾，如期數中沒有安裝分別於上表第4(a)項及下表第6項指明的品牌名稱或產品型號的升降機或設備，便會安裝品質相若的升降機或設備。

備註：

第1座不設4樓、13樓及14樓、各樓層A4、B4、C4及D4單位及19樓A7、A8及B5單位。第6座不設4樓、13樓及14樓、各樓層A4、B4、C4及D4單位、15樓A8單位及1樓及2樓B2、B3、B5及C7單位。第7座不設4樓、13樓及14樓、各樓層A4、B4、C4及D4單位及1樓A10、C1、C2、C3、C5、D1、D2、D3、D5及D6單位。

6. APPLIANCES SCHEDULE 設備說明表				
Tower 6 (3/F, 5/F – 12/F) 第6座 (3樓、5樓至12樓)				
Location 位置	Appliances 設備	Applicable Flats 適用單位	Brand 品牌	Model No. 型號
Bathroom 浴室	Thermo Ventilator 浴室寶	A1, A2, A3, A5, A6, A7, A8, B1, B2, B3, B5, C1 C2, C3, C5, C6, C7, D1, D2, D3, D5	Mitsubishi Electric 三菱電機	V-251BZ-HK
	Ventilation Fan 抽氣扇	A8, C1	Systemair 系統風	CBF 125M
	Instantaneous Water Heater 即熱式電熱水器	A1, A2, A3, A5, A6, A7, B2, B5, C2, C3, C5, C6, C7, D5	Stiebel Eltron 斯寶亞創	DHB 18/21/24 ST Trend
		C1		DHB 27 ST Trend
Kitchen / Open Kitchen 廚房/開放式廚房	Induction Hob 電磁爐	A1, A2, A3, A5, A6, A7, B2, B5, C2, C3, C5, C6, C7, D5	De Dietrich	DPI7361XH
		C1		DPI7572X
	Gas Hob 煤氣煮食爐	A8, B1, B3, D1, D2, D3	De Dietrich	DPG7389B / DPG3320BH
	Cooker Hood 抽油煙機	A1, A2, A3, A5, A6, A7, A8, B1, B2, B3, B5, C1, C2, C3, C5, C6, C7, D1, D2, D3, D5	Gorenje	BHP623E13X
	Combi Steam Oven 蒸焗爐	A1, A2, A3, A5, A6, A7, B1, B3, B5, C3, C5, C6, D1, D2, D3	De Dietrich	DKR7580A
		A8, C1		DOR7586A
	Refrigerator 雪櫃	A1, A2, A3, A5, A6, A7, C3, C5, C6	Gorenje	RBI4122E1
		A8, B1, B3, C1, D1, D2, D3		NRKI5182A1
	Washer Dryer 洗衣乾衣機	A1, A2, A3, A5, A6, A7, A8, B1, B2 B3, B5, C1, C2, C3, C5, C6, C7, D1, D2, D3, D5	De Dietrich	DLZ2485U
	Ventilation Fan 抽氣扇	A8, B1, B3, D1, D2, D3	Systemair 系統風	CBF 125M

The Vendor hereby undertakes that if lifts or appliances of the specified brand name or model number as stated respectively in item 4(a) above and item 6 below are not installed in the Phase, lifts or appliances of comparable quality will be installed.

Note:

4/F, 13/F and 14/F and Flats A4, B4, C4 and D4 on all floors and Flats A7, A8 and B5 on 19/F are omitted in Tower 1. 4/F, 13/F and 14/F and Flats A4, B4, C4 and D4 on all floors, Flats A8 on 15/F and Flats B2, B3, B5 and C7 on 1/F and 2/F are omitted in Tower 6. 4/F, 13/F and 14/F and Flats A4, B4, C4 and D4 on all floors and Flats A10, C1, C2, C3, C5, D1, D2, D3, D5 and D6 on 1/F are omitted in Tower 7.

賣方承諾，如期數中沒有安裝分別於上表第4(a)項及下表第6項指明的品牌名稱或產品型號的升降機或設備，便會安裝品質相若的升降機或設備。

備註：

第1座不設4樓、13樓及14樓、各樓層A4、B4、C4及D4單位及19樓A7、A8及B5單位。第6座不設4樓、13樓及14樓、各樓層A4、B4、C4及D4單位、15樓A8單位及1樓及2樓B2、B3、B5及C7單位。第7座不設4樓、13樓及14樓、各樓層A4、B4、C4及D4單位及1樓A10、C1、C2、C3、C5、D1、D2、D3、D5及D6單位。

6. APPLIANCES SCHEDULE 設備說明表				
Tower 6 (3/F, 5/F – 12/F) 第6座 (3樓、5樓至12樓)				
Location 位置	Appliances 設備	Applicable Flats 適用單位	Brand 品牌	Model No. 型號
Kitchen / Open Kitchen 廚房/開放式廚房	Gas Water Heater 煤氣熱水爐	A8, B1, B3, D1, D2, D3	TGC	TRJW222TFQL
	Multi-functional Water Tap (without filter) 多用途水龍頭 (不包括過濾器)	A1, A2, A3, A5, A6, A7, A8, B1, B2, B3, B5, C1, C2, C3, C5, C6, C7, D1, D2, D3, D5	Intrix	4BD2P24XX
Living Room and Dining Room 客廳及飯廳	Refrigerator 雪櫃	C2, C7	Gorenje	RBI4122E1
		B2, B5, D5		NRKI5182A1
	Combi Steam Oven 蒸焗爐	B2, C2, C7, D5	De Dietrich	DKR7580A

The Vendor hereby undertakes that if lifts or appliances of the specified brand name or model number as stated respectively in item 4(a) above and item 6 below are not installed in the Phase, lifts or appliances of comparable quality will be installed.

Note:

4/F, 13/F and 14/F and Flats A4, B4, C4 and D4 on all floors and Flats A7, A8 and B5 on 19/F are omitted in Tower 1. 4/F, 13/F and 14/F and Flats A4, B4, C4 and D4 on all floors, Flats A8 on 15/F and Flats B2, B3, B5 and C7 on 1/F and 2/F are omitted in Tower 6. 4/F, 13/F and 14/F and Flats A4, B4, C4 and D4 on all floors and Flats A10, C1, C2, C3, C5, D1, D2, D3, D5 and D6 on 1/F are omitted in Tower 7.

賣方承諾，如期數中沒有安裝分別於上表第4(a)項及下表第6項指明的品牌名稱或產品型號的升降機或設備，便會安裝品質相若的升降機或設備。

備註：

第1座不設4樓、13樓及14樓、各樓層A4、B4、C4及D4單位及19樓A7、A8及B5單位。第6座不設4樓、13樓及14樓、各樓層A4、B4、C4及D4單位、15樓A8單位及1樓及2樓B2、B3、B5及C7單位。第7座不設4樓、13樓及14樓、各樓層A4、B4、C4及D4單位及1樓A10、C1、C2、C3、C5、D1、D2、D3、D5及D6單位。

6. APPLIANCES SCHEDULE 設備說明表					
Tower 6 (15/F) 第6座 (15樓)					
Location 位置	Appliances 設備	Applicable Flats 適用單位	Brand 品牌	Model No. 型號	
				Indoor Unit 室內機	Outdoor Unit 室外機
Living Room and Dining Room 客廳及飯廳	Multi Split Type Air-Conditioner 多聯分體式冷氣機	A1, A7, C2, C3, C5, C6	Mitsubishi Electric 三菱電機	MSZ-GE50VA	MXZ-4E83VA
		C1		MSZ-GE60VA	MXZ-4E83VA
	VRF Type Air-Conditioner 變頻多聯分體式冷氣機	A2, A3, A5, A6		PKFY-P50VLM	PUMY-SP100VKM2
		A2, A3, A5, A6		PKFY-P25VLM	PUMY-SP100VKM2
		B1, B2, B3, B5, D1, D2, D3, D5		PKFY-P50VLM	PUMY-SP125VKM2
	Split Type Air-Conditioner 分體式冷氣機	C7		MSZ-GS18VF	MUZ-GS18VF
Master Bedroom 主人睡房	Multi Split Type Air-Conditioner 多聯分體式冷氣機	A1, A7, C2, C3, C5, C6	Mitsubishi Electric 三菱電機	MSZ-GE25VA	MXZ-4E83VA
		C1		MSZ-GE35VA	MXZ-3E68VA
	VRF Type Air-Conditioner 變頻多聯分體式冷氣機	A2, A3, A5, A6		PKFY-P25VLM	PUMY-SP100VKM2
		B1, B2, B3, B5, D1, D3, D5		PKFY-P40VLM	PUMY-SP125VKM2
		D2		PKFY-P25VLM	PUMY-SP125VKM2
	Bedroom 2 睡房 2	Multi Split Type Air-Conditioner 多聯分體式冷氣機		C1	Mitsubishi Electric 三菱電機
VRF Type Air-Conditioner 變頻多聯分體式冷氣機		B1, B2, B3, B5, D1, D2, D3, D5	PKFY-P25VLM	PUMY-SP125VKM2	
Bedroom 3 睡房 3	Multi Split Type Air-Conditioner 多聯分體式冷氣機	C1	Mitsubishi Electric 三菱電機	MSZ-GE25VA	MXZ-4E83VA
Store 儲物室	VRF Type Air-Conditioner 變頻多聯分體式冷氣機	D2	Mitsubishi Electric 三菱電機	PKFY-P25VLM	PUMY-SP125VKM2

The Vendor hereby undertakes that if lifts or appliances of the specified brand name or model number as stated respectively in item 4(a) above and item 6 below are not installed in the Phase, lifts or appliances of comparable quality will be installed.

Note:

4/F, 13/F and 14/F and Flats A4, B4, C4 and D4 on all floors and Flats A7, A8 and B5 on 19/F are omitted in Tower 1. 4/F, 13/F and 14/F and Flats A4, B4, C4 and D4 on all floors, Flats A8 on 15/F and Flats B2, B3, B5 and C7 on 1/F and 2/F are omitted in Tower 6. 4/F, 13/F and 14/F and Flats A4, B4, C4 and D4 on all floors and Flats A10, C1, C2, C3, C5, D1, D2, D3, D5 and D6 on 1/F are omitted in Tower 7.

賣方承諾，如期數中沒有安裝分別於上表第4(a)項及下表第6項指明的品牌名稱或產品型號的升降機或設備，便會安裝品質相若的升降機或設備。

備註：

第1座不設4樓、13樓及14樓、各樓層A4、B4、C4及D4單位及19樓A7、A8及B5單位。第6座不設4樓、13樓及14樓、各樓層A4、B4、C4及D4單位、15樓A8單位及1樓及2樓B2、B3、B5及C7單位。第7座不設4樓、13樓及14樓、各樓層A4、B4、C4及D4單位及1樓A10、C1、C2、C3、C5、D1、D2、D3、D5及D6單位。

6. APPLIANCES SCHEDULE 設備說明表				
Tower 6 (15/F) 第6座(15樓)				
Location 位置	Appliances 設備	Applicable Flats 適用單位	Brand 品牌	Model No. 型號
Bathroom 浴室	Thermo Ventilator 浴室寶	A1, A2, A3, A5, A6, A7, B1, B2, B3, B5, C1 C2, C3, C5, C6, C7, D1, D2, D3, D5	Mitsubishi Electric 三菱電機	V-251BZ-HK
	Ventilation Fan 抽氣扇	C1	Systemair 系統風	CBF 125M
	Instantaneous Water Heater 即熱式電熱水器	A1, A2, A3, A5, A6, A7, B2, B5, C2, C3, C5, C6, C7, D5	Stiebel Eltron 斯寶亞創	DHB 18/21/24 ST Trend
		C1		DHB 27 ST Trend
Kitchen / Open Kitchen 廚房/開放式廚房	Induction Hob 電磁爐	A1, A2, A3, A5, A6, A7, B2, B5, C2, C3, C5, C6, C7, D5	De Dietrich	DPI7361XH
		C1		DPI7572X
	Gas Hob 煤氣煮食爐	B1, B3, D1, D2, D3	De Dietrich	DPG7389B / DPG3320BH
	Cooker Hood 抽油煙機	A1, A2, A3, A5, A6, A7, B1, B2, B3, B5, C1, C2, C3, C5, C6, C7, D1, D2, D3, D5	Gorenje	BHP623E13X
	Combi Steam Oven 蒸焗爐	A1, A2, A3, A5, A6, A7, B1, B3, B5, C3, C5, C6, D1, D2, D3	De Dietrich	DKR7580A
		C1		DOR7586A
	Refrigerator 雪櫃	A1, A2, A3, A5, A6, A7, C3, C5, C6	Gorenje	RBI4122E1
		B1, B3, C1, D1, D2, D3		NRKI5182A1
	Washer Dryer 洗衣乾衣機	A1, A2, A3, A5, A6, A7, B1, B2, B3, B5, C1, C2, C3, C5, C6, C7, D1, D2, D3, D5	De Dietrich	DLZ2485U
	Ventilation Fan 抽氣扇	B1, B3, D1, D2, D3	Systemair 系統風	CBF 125M

The Vendor hereby undertakes that if lifts or appliances of the specified brand name or model number as stated respectively in item 4(a) above and item 6 below are not installed in the Phase, lifts or appliances of comparable quality will be installed.

Note:

4/F, 13/F and 14/F and Flats A4, B4, C4 and D4 on all floors and Flats A7, A8 and B5 on 19/F are omitted in Tower 1. 4/F, 13/F and 14/F and Flats A4, B4, C4 and D4 on all floors, Flats A8 on 15/F and Flats B2, B3, B5 and C7 on 1/F and 2/F are omitted in Tower 6. 4/F, 13/F and 14/F and Flats A4, B4, C4 and D4 on all floors and Flats A10, C1, C2, C3, C5, D1, D2, D3, D5 and D6 on 1/F are omitted in Tower 7.

賣方承諾，如期數中沒有安裝分別於上表第4(a)項及下表第6項指明的品牌名稱或產品型號的升降機或設備，便會安裝品質相若的升降機或設備。

備註：

第1座不設4樓、13樓及14樓、各樓層A4、B4、C4及D4單位及19樓A7、A8及B5單位。第6座不設4樓、13樓及14樓、各樓層A4、B4、C4及D4單位、15樓A8單位及1樓及2樓B2、B3、B5及C7單位。第7座不設4樓、13樓及14樓、各樓層A4、B4、C4及D4單位及1樓A10、C1、C2、C3、C5、D1、D2、D3、D5及D6單位。

6. APPLIANCES SCHEDULE 設備說明表				
Tower 6 (15/F) 第6座(15樓)				
Location 位置	Appliances 設備	Applicable Flats 適用單位	Brand 品牌	Model No. 型號
Kitchen / Open Kitchen 廚房/開放式廚房	Gas Water Heater 煤氣熱水爐	B1, B3, D1, D2, D3	TGC	TRJW222TFQL
	Multi-functional Water Tap (without filter) 多用途水龍頭(不包括過濾器)	A1, A2, A3, A5, A6, A7, B1, B2, B3, B5, C1, C2, C3, C5, C6, C7, D1, D2, D3, D5	Intrix	4BD2P24XX
Living Room and Dining Room 客廳及飯廳	Refrigerator 雪櫃	C2, C7	Gorenje	RBI4122E1
		B2, B5, D5		NRKI5182A1
	Combi Steam Oven 蒸焗爐	B2, C2, C7, D5	De Dietrich	DKR7580A

The Vendor hereby undertakes that if lifts or appliances of the specified brand name or model number as stated respectively in item 4(a) above and item 6 below are not installed in the Phase, lifts or appliances of comparable quality will be installed.

Note:

4/F, 13/F and 14/F and Flats A4, B4, C4 and D4 on all floors and Flats A7, A8 and B5 on 19/F are omitted in Tower 1. 4/F, 13/F and 14/F and Flats A4, B4, C4 and D4 on all floors, Flats A8 on 15/F and Flats B2, B3, B5 and C7 on 1/F and 2/F are omitted in Tower 6. 4/F, 13/F and 14/F and Flats A4, B4, C4 and D4 on all floors and Flats A10, C1, C2, C3, C5, D1, D2, D3, D5 and D6 on 1/F are omitted in Tower 7.

賣方承諾，如期數中沒有安裝分別於上表第4(a)項及下表第6項指明的品牌名稱或產品型號的升降機或設備，便會安裝品質相若的升降機或設備。

備註：

第1座不設4樓、13樓及14樓、各樓層A4、B4、C4及D4單位及19樓A7、A8及B5單位。第6座不設4樓、13樓及14樓、各樓層A4、B4、C4及D4單位、15樓A8單位及1樓及2樓B2、B3、B5及C7單位。第7座不設4樓、13樓及14樓、各樓層A4、B4、C4及D4單位及1樓A10、C1、C2、C3、C5、D1、D2、D3、D5及D6單位。

6. APPLIANCES SCHEDULE 設備說明表					
Tower 7 (1/F) 第7座(1樓)					
Location 位置	Appliances 設備	Applicable Flats 適用單位	Brand 品牌	Model No. 型號	
				Indoor Unit 室內機	Outdoor Unit 室外機
Living Room and Dining Room 客廳及飯廳	Multi Split Type Air-Conditioner 多聯分體式冷氣機	A1, B1	Mitsubishi Electric 三菱電機	MSZ-GE60VA	MXZ-4E83VA
		A3, A5, A6, A7, A9, B3, B6		MSZ-GE50VA	MXZ-4E83VA
	VRF Type Air-Conditioner 變頻多聯分體式冷氣機	A2, A8, B2, B5		PKFY-P50VLM	PUMY-SP125VKM2
Master Bedroom 主人睡房	Multi Split Type Air-Conditioner 多聯分體式冷氣機	A1, B1	Mitsubishi Electric 三菱電機	MSZ-GE35VA	MXZ-3E68VA
		A3, A5, A6, A7, A9, B3, B6		MSZ-GE25VA	MXZ-4E83VA
	VRF Type Air-Conditioner 變頻多聯分體式冷氣機	A2, A8, B2, B5		PKFY-P40VLM	PUMY-SP125VKM2
Bedroom 2 睡房2	Multi Split Type Air-Conditioner 多聯分體式冷氣機	A1, B1	Mitsubishi Electric 三菱電機	MSZ-GE25VA	MXZ-3E68VA
	VRF Type Air-Conditioner 變頻多聯分體式冷氣機	A2, A8, B2, B5		PKFY-P25VLM	PUMY-SP125VKM2
Bedroom 3 睡房3	Multi Split Type Air-Conditioner 多聯分體式冷氣機	A1, B1	Mitsubishi Electric 三菱電機	MSZ-GE25VA	MXZ-4E83VA
Master Bathroom 主人浴室	Thermo Ventilator 浴室寶	A1, B1	Mitsubishi Electric 三菱電機	V-251BZ-HK	
Bathroom 浴室	Thermo Ventilator 浴室寶	A2, A3, A5, A6, A7, A8, A9, B2, B3, B5, B6,	Mitsubishi Electric 三菱電機	V-251BZ-HK	
	Instantaneous Water Heater 即熱式電熱水器	A2, A3, A5, A6, A7, A8, A9, B3, B5, B6	Stiebel Eltron 斯寶亞創	DHB 18/21/24 ST Trend	
Bathroom 2 浴室2	Ventilation Fan 抽氣扇	A1, B1	Systemair 系統風	CBF 125M	

The Vendor hereby undertakes that if lifts or appliances of the specified brand name or model number as stated respectively in item 4(a) above and item 6 below are not installed in the Phase, lifts or appliances of comparable quality will be installed.

Note:

4/F, 13/F and 14/F and Flats A4, B4, C4 and D4 on all floors and Flats A7, A8 and B5 on 19/F are omitted in Tower 1. 4/F, 13/F and 14/F and Flats A4, B4, C4 and D4 on all floors, Flats A8 on 15/F and Flats B2, B3, B5 and C7 on 1/F and 2/F are omitted in Tower 6. 4/F, 13/F and 14/F and Flats A4, B4, C4 and D4 on all floors and Flats A10, C1, C2, C3, C5, D1, D2, D3, D5 and D6 on 1/F are omitted in Tower 7.

賣方承諾，如期數中沒有安裝分別於上表第4(a)項及下表第6項指明的品牌名稱或產品型號的升降機或設備，便會安裝品質相若的升降機或設備。

備註：

第1座不設4樓、13樓及14樓、各樓層A4、B4、C4及D4單位及19樓A7、A8及B5單位。第6座不設4樓、13樓及14樓、各樓層A4、B4、C4及D4單位、15樓A8單位及1樓及2樓B2、B3、B5及C7單位。第7座不設4樓、13樓及14樓、各樓層A4、B4、C4及D4單位及1樓A10、C1、C2、C3、C5、D1、D2、D3、D5及D6單位。

6. APPLIANCES SCHEDULE 設備說明表				
Tower 7 (1/F) 第7座(1樓)				
Location 位置	Appliances 設備	Applicable Flats 適用單位	Brand 品牌	Model No. 型號
Kitchen / Open Kitchen 廚房/開放式廚房	Induction Hob 電磁爐	A2, A3, A5, A6, A7, A8, A9, B3, B5, B6	De Dietrich	DPI7361XH
	Gas Hob 煤氣煮食爐	A1, B1, B2	De Dietrich	DPG7389B / DPG3320BH
	Cooker Hood 抽油煙機	A1, A2, A3, A5, A6, A7, A8, A9, B1, B2, B3, B5, B6	Gorenje	BHP623E13X
	Combi Steam Oven 蒸焗爐	A2, A5, A6, A7, A8, A9, B2, B6	De Dietrich	DKR7580A
		A1, B1		DOR7586A
	Refrigerator 雪櫃	A5, A6, A7, A9, B6	Gorenje	RBI4122E1
		A1, B1, B2		NRKI5182A1
	Washer Dryer 洗衣乾衣機	A1, A2, A3, A5, A6, A7, A8, A9, B1, B2, B3, B5, B6	De Dietrich	DLZ2485U
	Ventilation Fan 抽氣扇	A1, B1, B2	Systemair 系統風	CBF 125M
	Gas Water Heater 煤氣熱水爐	A1, B1, B2	TGC	TRJW222TFQL
Living Room and Dining Room 客廳及飯廳	Multi-functional Water Tap (without filter) 多用途水龍頭 (不包括過濾器)	A1, A2, A3, A5, A6, A7, A8, A9, B1, B2, B3, B5, B6	Intrix	4BD2P24XX
	Refrigerator 雪櫃	A3, B3	Gorenje	RBI4122E1
		A2, A8, B5		NRKI5182A1
	Combi Steam Oven 蒸焗爐	A3, B3, B5	De Dietrich	DKR7580A

The Vendor hereby undertakes that if lifts or appliances of the specified brand name or model number as stated respectively in item 4(a) above and item 6 below are not installed in the Phase, lifts or appliances of comparable quality will be installed.

Note:

4/F, 13/F and 14/F and Flats A4, B4, C4 and D4 on all floors and Flats A7, A8 and B5 on 19/F are omitted in Tower 1. 4/F, 13/F and 14/F and Flats A4, B4, C4 and D4 on all floors, Flats A8 on 15/F and Flats B2, B3, B5 and C7 on 1/F and 2/F are omitted in Tower 6. 4/F, 13/F and 14/F and Flats A4, B4, C4 and D4 on all floors and Flats A10, C1, C2, C3, C5, D1, D2, D3, D5 and D6 on 1/F are omitted in Tower 7.

賣方承諾，如期數中沒有安裝分別於上表第4(a)項及下表第6項指明的品牌名稱或產品型號的升降機或設備，便會安裝品質相若的升降機或設備。

備註：

第1座不設4樓、13樓及14樓、各樓層A4、B4、C4及D4單位及19樓A7、A8及B5單位。第6座不設4樓、13樓及14樓、各樓層A4、B4、C4及D4單位、15樓A8單位及1樓及2樓B2、B3、B5及C7單位。第7座不設4樓、13樓及14樓、各樓層A4、B4、C4及D4單位及1樓A10、C1、C2、C3、C5、D1、D2、D3、D5及D6單位。

6. APPLIANCES SCHEDULE 設備說明表					
Tower 7 (2/F) 第7座(2樓)					
Location 位置	Appliances 設備	Applicable Flats 適用單位	Brand 品牌	Model No. 型號	
				Indoor Unit 室內機	Outdoor Unit 室外機
Living Room and Dining Room 客廳及飯廳	Multi Split Type Air-Conditioner 多聯分體式冷氣機	A1, A10, B1	Mitsubishi Electric 三菱電機	MSZ-GE60VA	MXZ-4E83VA
		A3, A5, A6, A7, A9, B6, C5, D1		MSZ-GE50VA	MXZ-4E83VA
	VRF Type Air-Conditioner 變頻多聯分體式冷氣機	A2, A8, B2, B3, B5, C1, C2, C3		PKFY-P50VLM	PUMY-SP125VKM2
		D2, D3, D5, D6		PKFY-P50VLM	PUMY-SP100VKM2
		D2, D3, D5, D6		PKFY-P25VLM	PUMY-SP100VKM2
		D2, D3, D5, D6		PKFY-P25VLM	PUMY-SP100VKM2
Master Bedroom 主人睡房	Multi Split Type Air-Conditioner 多聯分體式冷氣機	A1, B1	Mitsubishi Electric 三菱電機	MSZ-GE35VA	MXZ-3E68VA
		A3, A5, A6, A7, A9, B6, C5, D1		MSZ-GE25VA	MXZ-4E83VA
	VRF Type Air-Conditioner 變頻多聯分體式冷氣機	A2, A8, B2, B3, B5, C1, C2, C3		PKFY-P40VLM	PUMY-SP125VKM2
		A10		PKFY-P40VLM	PUMY-SP100VKM2
		D2, D3, D5, D6		PKFY-P25VLM	PUMY-SP100VKM2
		D2, D3, D5, D6		PKFY-P25VLM	PUMY-SP100VKM2
Bedroom 2 睡房2	Multi Split Type Air-Conditioner 多聯分體式冷氣機	A1, B1	Mitsubishi Electric 三菱電機	MSZ-GE25VA	MXZ-3E68VA
	VRF Type Air-Conditioner 變頻多聯分體式冷氣機	A2, A8, B2, B3, B5, C1, C2, C3		PKFY-P25VLM	PUMY-SP125VKM2
		A10		PKFY-P25VLM	PUMY-SP100VKM2
Bedroom 3 睡房3	Multi Split Type Air-Conditioner 多聯分體式冷氣機	A1, B1	Mitsubishi Electric 三菱電機	MSZ-GE25VA	MXZ-4E83VA
	VRF Type Air-Conditioner 變頻多聯分體式冷氣機	A10		PKFY-P25VLM	PUMY-SP100VKM2
Utility Room 工作間	Multi Split Type Air-Conditioner 多聯分體式冷氣機	A10	Mitsubishi Electric 三菱電機	MSZ-GE25VA	MXZ-4E83VA
Master Bathroom 主人浴室	Thermo Ventilator 浴室寶	A1, A10, B1	Mitsubishi Electric 三菱電機	V-251BZ-HK	

The Vendor hereby undertakes that if lifts or appliances of the specified brand name or model number as stated respectively in item 4(a) above and item 6 below are not installed in the Phase, lifts or appliances of comparable quality will be installed.

Note:

4/F, 13/F and 14/F and Flats A4, B4, C4 and D4 on all floors and Flats A7, A8 and B5 on 19/F are omitted in Tower 1. 4/F, 13/F and 14/F and Flats A4, B4, C4 and D4 on all floors, Flats A8 on 15/F and Flats B2, B3, B5 and C7 on 1/F and 2/F are omitted in Tower 6. 4/F, 13/F and 14/F and Flats A4, B4, C4 and D4 on all floors and Flats A10, C1, C2, C3, C5, D1, D2, D3, D5 and D6 on 1/F are omitted in Tower 7.

賣方承諾，如期數中沒有安裝分別於上表第4(a)項及下表第6項指明的品牌名稱或產品型號的升降機或設備，便會安裝品質相若的升降機或設備。

備註：

第1座不設4樓、13樓及14樓、各樓層A4、B4、C4及D4單位及19樓A7、A8及B5單位。第6座不設4樓、13樓及14樓、各樓層A4、B4、C4及D4單位、15樓A8單位及1樓及2樓B2、B3、B5及C7單位。第7座不設4樓、13樓及14樓、各樓層A4、B4、C4及D4單位及1樓A10、C1、C2、C3、C5、D1、D2、D3、D5及D6單位。

6. APPLIANCES SCHEDULE 設備說明表				
Tower 7 (2/F) 第7座(2樓)				
Location 位置	Appliances 設備	Applicable Flats 適用單位	Brand 品牌	Model No. 型號
Bathroom 浴室	Thermo Ventilator 浴室寶	A2, A3, A5, A6, A7, A8, A9, B2, B3, B5, B6, C1 C2, C3, C5, D1, D2, D3, D5, D6	Mitsubishi Electric 三菱電機	V-251BZ-HK
	Instantaneous Water Heater 即熱式電熱水器	A2, A3, A5, A6, A7, A8, A9, B5, B6, C1, C2, C3, C5, D1, D2, D3, D5, D6	Stiebel Eltron 斯寶亞創	DHB 18/21/24 ST Trend
Bathroom 2 浴室2	Ventilation Fan 抽氣扇	A1, A10, B1	Systemair 系統風	CBF 125M
Lavatory 洗手間	Ventilation Fan 抽氣扇	A10	Systemair 系統風	CBF 125M
	Instantaneous Eletric Water Heater 即熱式電熱水器	A10	Stiebel Eltron 斯寶亞創	DHB-E 18/21/24 LCD
Kitchen / Open Kitchen 廚房/開放式廚房	Induction Hob 電磁爐	A2, A3, A5, A6, A7, A8, A9, B5, B6, C1, C2, C3, C5, D1, D2, D3, D5, D6	De Dietrich	DPI7361XH
	Gas Hob 煤氣煮食爐	A1, A10, B1, B2, B3	De Dietrich	DPG7389B / DPG3320BH
	Cooker Hood 抽油煙機	A1, A2, A3, A5, A6, A7, A8, A9 B1, B2, B3, B5, B6, C1, C2, C3, C5, D1, D2, D3, D5, D6	Gorenje	BHP623E13X
		A10		BHP923E13X
	Combi Steam Oven 蒸焗爐	A2, A5, A6, A7, A8, A9, B2, B3, B6, C1, C2, D1, D2, D3, D5, D6	De Dietrich	DKR7580A
		A1, A10, B1		DOR7586A

The Vendor hereby undertakes that if lifts or appliances of the specified brand name or model number as stated respectively in item 4(a) above and item 6 below are not installed in the Phase, lifts or appliances of comparable quality will be installed.

Note:

4/F, 13/F and 14/F and Flats A4, B4, C4 and D4 on all floors and Flats A7, A8 and B5 on 19/F are omitted in Tower 1. 4/F, 13/F and 14/F and Flats A4, B4, C4 and D4 on all floors, Flats A8 on 15/F and Flats B2, B3, B5 and C7 on 1/F and 2/F are omitted in Tower 6. 4/F, 13/F and 14/F and Flats A4, B4, C4 and D4 on all floors and Flats A10, C1, C2, C3, C5, D1, D2, D3, D5 and D6 on 1/F are omitted in Tower 7.

賣方承諾，如期數中沒有安裝分別於上表第4(a)項及下表第6項指明的品牌名稱或產品型號的升降機或設備，便會安裝品質相若的升降機或設備。

備註：

第1座不設4樓、13樓及14樓、各樓層A4、B4、C4及D4單位及19樓A7、A8及B5單位。第6座不設4樓、13樓及14樓、各樓層A4、B4、C4及D4單位、15樓A8單位及1樓及2樓B2、B3、B5及C7單位。第7座不設4樓、13樓及14樓、各樓層A4、B4、C4及D4單位及1樓A10、C1、C2、C3、C5、D1、D2、D3、D5及D6單位。

6. APPLIANCES SCHEDULE 設備說明表				
Tower 7 (2/F) 第7座(2樓)				
Location 位置	Appliances 設備	Applicable Flats 適用單位	Brand 品牌	Model No. 型號
Kitchen / Open Kitchen 廚房/開放式廚房	Refrigerator 雪櫃	A5, A6, A7, A9, B6, D1, D2, D3, D5, D6	Gorenje	RBI4122E1
		A1, A10, B1, B2, B3, C1, C2		NRKI5182A1
	Washer Dryer 洗衣乾衣機	A1, A2, A3, A5, A6, A7, A8, A9, A10, B1, B2, B3, B5, B6, C1, C2, C3, C5, D1, D2, D3, D5, D6	De Dietrich	DLZ2485U
	Ventilation Fan 抽氣扇	A1, A10, B1, B2, B3	Systemair 系統風	CBF 125M
	Gas Water Heater 煤氣熱水爐	A1, A10, B1, B2, B3	TGC	TRJW222TFQL
	Multi-functional Water Tap (without filter) 多用途水龍頭 (不包括過濾器)	A1, A2, A3, A5, A6, A7, A8, A9, A10, B1, B2, B3, B5, B6, C1, C2, C3, C5, D1, D2, D3, D5, D6	Intrix	4BD2P24XX
Living Room and Dining Room 客廳及飯廳	Refrigerator 雪櫃	A3, C5	Gorenje	RBI4122E1
		A2, A8, B5, C3		NRKI5182A1
	Combi Steam Oven 蒸焗爐	A3, B5, C3, C5	De Dietrich	DKR7580A

The Vendor hereby undertakes that if lifts or appliances of the specified brand name or model number as stated respectively in item 4(a) above and item 6 below are not installed in the Phase, lifts or appliances of comparable quality will be installed.

Note:

4/F, 13/F and 14/F and Flats A4, B4, C4 and D4 on all floors and Flats A7, A8 and B5 on 19/F are omitted in Tower 1. 4/F, 13/F and 14/F and Flats A4, B4, C4 and D4 on all floors, Flats A8 on 15/F and Flats B2, B3, B5 and C7 on 1/F and 2/F are omitted in Tower 6. 4/F, 13/F and 14/F and Flats A4, B4, C4 and D4 on all floors and Flats A10, C1, C2, C3, C5, D1, D2, D3, D5 and D6 on 1/F are omitted in Tower 7.

賣方承諾，如期數中沒有安裝分別於上表第4(a)項及下表第6項指明的品牌名稱或產品型號的升降機或設備，便會安裝品質相若的升降機或設備。

備註：

第1座不設4樓、13樓及14樓、各樓層A4、B4、C4及D4單位及19樓A7、A8及B5單位。第6座不設4樓、13樓及14樓、各樓層A4、B4、C4及D4單位、15樓A8單位及1樓及2樓B2、B3、B5及C7單位。第7座不設4樓、13樓及14樓、各樓層A4、B4、C4及D4單位及1樓A10、C1、C2、C3、C5、D1、D2、D3、D5及D6單位。

6. APPLIANCES SCHEDULE 設備說明表					
Tower 7 (3/F, 5/F – 12/F, 15/F) 第7座(3樓、5樓至12樓、15樓)					
Location 位置	Appliances 設備	Applicable Flats 適用單位	Brand 品牌	Model No. 型號	
				Indoor Unit 室內機	Outdoor Unit 室外機
Living Room and Dining Room 客廳及飯廳	Multi Split Type Air-Conditioner 多聯分體式冷氣機	A1, A10, B1	Mitsubishi Electric 三菱電機	MSZ-GE60VA	MXZ-4E83VA
		A3, A5, A6, A7, A9, B6, C5, D1		MSZ-GE50VA	MXZ-4E83VA
	VRF Type Air-Conditioner 變頻多聯分體式冷氣機	A2, A8, B2, B3, B5, C1, C2, C3		PKFY-P50VLM	PUMY-SP125VKM2
		D2, D3, D5, D6		PKFY-P50VLM	PUMY-SP100VKM2
		D2, D3, D5, D6		PKFY-P25VLM	PUMY-SP100VKM2
		D2, D3, D5, D6		PKFY-P25VLM	PUMY-SP100VKM2
Master Bedroom 主人睡房	Multi Split Type Air-Conditioner 多聯分體式冷氣機	A1, B1	Mitsubishi Electric 三菱電機	MSZ-GE35VA	MXZ-3E68VA
		A3, A5, A6, A7, A9, B6, C5, D1		MSZ-GE25VA	MXZ-4E83VA
	VRF Type Air-Conditioner 變頻多聯分體式冷氣機	A2, A8, B2, B3, B5, C1, C2, C3		PKFY-P40VLM	PUMY-SP125VKM2
		A10		PKFY-P40VLM	PUMY-SP100VKM2
		D2, D3, D5, D6		PKFY-P25VLM	PUMY-SP100VKM2
		D2, D3, D5, D6		PKFY-P25VLM	PUMY-SP100VKM2
Bedroom 2 睡房2	Multi Split Type Air-Conditioner 多聯分體式冷氣機	A1, B1	Mitsubishi Electric 三菱電機	MSZ-GE25VA	MXZ-3E68VA
	VRF Type Air-Conditioner 變頻多聯分體式冷氣機	A2, A8, B2, B3, B5, C1, C2, C3		PKFY-P25VLM	PUMY-SP125VKM2
		A10		PKFY-P25VLM	PUMY-SP100VKM2
Bedroom 3 睡房3	Multi Split Type Air-Conditioner 多聯分體式冷氣機	A1, B1	Mitsubishi Electric 三菱電機	MSZ-GE25VA	MXZ-4E83VA
	VRF Type Air-Conditioner 變頻多聯分體式冷氣機	A10		PKFY-P25VLM	PUMY-SP100VKM2
Utility Room 工作間	Multi Split Type Air-Conditioner 多聯分體式冷氣機	A10	Mitsubishi Electric 三菱電機	MSZ-GE25VA	MXZ-4E83VA
Master Bathroom 主人浴室	Thermo Ventilator 浴室寶	A1, A10, B1	Mitsubishi Electric 三菱電機	V-251BZ-HK	

The Vendor hereby undertakes that if lifts or appliances of the specified brand name or model number as stated respectively in item 4(a) above and item 6 below are not installed in the Phase, lifts or appliances of comparable quality will be installed.

Note:

4/F, 13/F and 14/F and Flats A4, B4, C4 and D4 on all floors and Flats A7, A8 and B5 on 19/F are omitted in Tower 1. 4/F, 13/F and 14/F and Flats A4, B4, C4 and D4 on all floors, Flats A8 on 15/F and Flats B2, B3, B5 and C7 on 1/F and 2/F are omitted in Tower 6. 4/F, 13/F and 14/F and Flats A4, B4, C4 and D4 on all floors and Flats A10, C1, C2, C3, C5, D1, D2, D3, D5 and D6 on 1/F are omitted in Tower 7.

賣方承諾，如期數中沒有安裝分別於上表第4(a)項及下表第6項指明的品牌名稱或產品型號的升降機或設備，便會安裝品質相若的升降機或設備。

備註：

第1座不設4樓、13樓及14樓、各樓層A4、B4、C4及D4單位及19樓A7、A8及B5單位。第6座不設4樓、13樓及14樓、各樓層A4、B4、C4及D4單位、15樓A8單位及1樓及2樓B2、B3、B5及C7單位。第7座不設4樓、13樓及14樓、各樓層A4、B4、C4及D4單位及1樓A10、C1、C2、C3、C5、D1、D2、D3、D5及D6單位。

6. APPLIANCES SCHEDULE 設備說明表				
Tower 7 (3/F, 5/F – 12/F, 15/F) 第7座(3樓、5樓至12樓、15樓)				
Location 位置	Appliances 設備	Applicable Flats 適用單位	Brand 品牌	Model No. 型號
Bathroom 浴室	Thermo Ventilator 浴室寶	A2, A3, A5, A6, A7, A8, A9, B2, B3, B5, B6, C1 C2, C3, C5, D1, D2, D3, D5, D6	Mitsubishi Electric 三菱電機	V-251BZ-HK
	Instantaneous Water Heater 即熱式電熱水器	A2, A3, A5, A6, A7, A8, A9, B5, B6, C1, C2, C3, C5, D1, D2, D3, D5, D6	Stiebel Eltron 斯寶亞創	DHB 18/21/24 ST Trend
Bathroom 2 浴室2	Ventilation Fan 抽氣扇	A1, A10, B1	Systemair 系統風	CBF 125M
Lavatory 洗手間	Ventilation Fan 抽氣扇	A10	Systemair 系統風	CBF 125M
	Instantaneous Eletric Water Heater 即熱式電熱水器	A10	Stiebel Eltron 斯寶亞創	DHB-E 18/21/24 LCD
Kitchen / Open Kitchen 廚房/開放式廚房	Induction Hob 電磁爐	A2, A3, A5, A6, A7, A8, A9, B5, B6, C1, C2, C3, C5, D1, D2, D3, D5, D6	De Dietrich	DPI7361XH
	Gas Hob 煤氣煮食爐	A1, A10, B1, B2, B3	De Dietrich	DPG7389B / DPG3320BH
	Cooker Hood 抽油煙機	A1, A2, A3, A5, A6, A7, A8, A9, B1, B2, B3, B5, B6, C1, C2, C3, C5, D1, D2, D3, D5, D6	Gorenje	BHP623E13X
		A10		BHP923E13X
	Combi Steam Oven 蒸焗爐	A2, A5, A6, A7, A8, A9, B2, B3, B6, C1, C2, D1, D2, D3, D5, D6	De Dietrich	DKR7580A
		A1, A10, B1		DOR7586A

The Vendor hereby undertakes that if lifts or appliances of the specified brand name or model number as stated respectively in item 4(a) above and item 6 below are not installed in the Phase, lifts or appliances of comparable quality will be installed.

Note:

4/F, 13/F and 14/F and Flats A4, B4, C4 and D4 on all floors and Flats A7, A8 and B5 on 19/F are omitted in Tower 1. 4/F, 13/F and 14/F and Flats A4, B4, C4 and D4 on all floors, Flats A8 on 15/F and Flats B2, B3, B5 and C7 on 1/F and 2/F are omitted in Tower 6. 4/F, 13/F and 14/F and Flats A4, B4, C4 and D4 on all floors and Flats A10, C1, C2, C3, C5, D1, D2, D3, D5 and D6 on 1/F are omitted in Tower 7.

賣方承諾，如期數中沒有安裝分別於上表第4(a)項及下表第6項指明的品牌名稱或產品型號的升降機或設備，便會安裝品質相若的升降機或設備。

備註：

第1座不設4樓、13樓及14樓、各樓層A4、B4、C4及D4單位及19樓A7、A8及B5單位。第6座不設4樓、13樓及14樓、各樓層A4、B4、C4及D4單位、15樓A8單位及1樓及2樓B2、B3、B5及C7單位。第7座不設4樓、13樓及14樓、各樓層A4、B4、C4及D4單位及1樓A10、C1、C2、C3、C5、D1、D2、D3、D5及D6單位。

6. APPLIANCES SCHEDULE 設備說明表				
Tower 7 (3/F, 5/F – 12/F, 15/F) 第7座(3樓、5樓至12樓、15樓)				
Location 位置	Appliances 設備	Applicable Flats 適用單位	Brand 品牌	Model No. 型號
Kitchen / Open Kitchen 廚房/開放式廚房	Refrigerator 雪櫃	A5, A6, A7, A9, B6, D1, D2, D3, D5, D6	Gorenje	RBI4122E1
		A1, A10, B1, B2, B3, C1, C2		NRKI5182A1
	Washer Dryer 洗衣乾衣機	A1, A2, A3, A5, A6, A7, A8, A9, A10, B1, B2, B3, B5, B6, C1, C2, C3, C5, D1, D2, D3, D5, D6	De Dietrich	DLZ2485U
	Ventilation Fan 抽氣扇	A1, A10, B1, B2, B3	Systemair 系統風	CBF 125M
	Gas Water Heater 煤氣熱水爐	A1, A10, B1, B2, B3	TGC	TRJW222TFQL
	Multi-functional Water Tap (without filter) 多用途水龍頭(不包括過濾器)	A1, A2, A3, A5, A6, A7, A8, A9, A10, B1, B2, B3, B5, B6, C1, C2, C3, C5, D1, D2, D3, D5, D6	Intrix	4BD2P24XX
Living Room and Dining Room 客廳及飯廳	Refrigerator 雪櫃	A3, C5	Gorenje	RBI4122E1
		A2, A8, B5, C3		NRKI5182A1
	Combi Steam Oven 蒸焗爐	A3, B5, C3, C5	De Dietrich	DKR7580A

The Vendor hereby undertakes that if lifts or appliances of the specified brand name or model number as stated respectively in item 4(a) above and item 6 below are not installed in the Phase, lifts or appliances of comparable quality will be installed.

Note:

4/F, 13/F and 14/F and Flats A4, B4, C4 and D4 on all floors and Flats A7, A8 and B5 on 19/F are omitted in Tower 1. 4/F, 13/F and 14/F and Flats A4, B4, C4 and D4 on all floors, Flats A8 on 15/F and Flats B2, B3, B5 and C7 on 1/F and 2/F are omitted in Tower 6. 4/F, 13/F and 14/F and Flats A4, B4, C4 and D4 on all floors and Flats A10, C1, C2, C3, C5, D1, D2, D3, D5 and D6 on 1/F are omitted in Tower 7.

賣方承諾，如期數中沒有安裝分別於上表第4(a)項及下表第6項指明的品牌名稱或產品型號的升降機或設備，便會安裝品質相若的升降機或設備。

備註：

第1座不設4樓、13樓及14樓、各樓層A4、B4、C4及D4單位及19樓A7、A8及B5單位。第6座不設4樓、13樓及14樓、各樓層A4、B4、C4及D4單位、15樓A8單位及1樓及2樓B2、B3、B5及C7單位。第7座不設4樓、13樓及14樓、各樓層A4、B4、C4及D4單位及1樓A10、C1、C2、C3、C5、D1、D2、D3、D5及D6單位。

Schedule and Location of Mechanical and Electrical Provisions of Residential Flats 住宅單位機電裝置及位置數量說明表												
Location 位置	Description 描述	Tower 1 (1/F) 第1座 (1樓)										
		A1	A2	A3	A5	A6	A7	A8	B1	B2	B3	B5
Living Room and Dining Room 客廳及飯廳	Telephone Outlet 電話插座	1	1	1	1	1	1	1	1	1	1	1
	Provision for Data Point 預留網絡位	2	2	1	2	2	2	2	2	2	2	2
	TV and FM Outlet 電視及電台插座	2	2	1	2	2	2	2	2	2	2	2
	13A Twin Socket Outlet 13 安培雙位電插座	3	5	3	3	3	3	3	3	3	3	3
	Fused Spur Unit for Shoe Cabinet Lighting 鞋櫃燈接線蘇	1	/	/	/	/	/	/	1	1	/	/
	Double Pole Switch for A/C Indoor Unit 室內冷氣機開關掣	1	2	1	1	1	1	1	1	1	1	1
	Distribution Board (Single Phase) 配電箱 (單相)	/	/	/	1	/	/	/	/	/	/	/
	Distribution Board (Three Phase) 配電箱 (三相)	1	1	1	/	1	1	1	1	1	1	1
	Double Pole Switch for Thermo Ventilator 浴室寶開關掣	1	1	/	1	1	1	1	/	/	1	1
	Double Pole Switch for exhaust fan 抽氣扇開關掣	1	/	/	1	/	/	/	2	2	/	/
	Socket Outlet for Refrigerator 雪櫃電插座	1	1	1	/	1	1	/	/	/	/	1
	Connection Unit for Combi Steam Oven 蒸焗爐接線位	/	1	1	/	1	1	/	/	/	/	1
Master Bedroom 主人睡房	Provision for Data Point 預留網絡位	1	/	1	1	1	1	1	1	1	1	1
	TV and FM Outlet 電視及電台插座	1	/	1	1	1	1	1	1	1	1	1

The Vendor hereby undertakes that if lifts or appliances of the specified brand name or model number as stated respectively in item 4(a) above and item 6 below are not installed in the Phase, lifts or appliances of comparable quality will be installed.

Notes:

- 1. “1, 2, ...” as shown in the above table denotes the quantity of such provision(s) provided in the residential unit.
- 2. The symbol “/” as shown in the above table denotes “Not applicable”.
- 3. 4/F, 13/F and 14/F are omitted.

賣方承諾，如期數中沒有安裝分別於上表第4(a)項及下表第6項指明的品牌名稱或產品型號的升降機或設備，便會安裝品質相若的升降機或設備。

備註：

- 1. 上表「1, 2, ...」代表提供於該住宅單位內的裝置數量。
- 2. 上表「/」代表「不適用」。
- 3. 不設4樓、13樓及14樓。

Schedule and Location of Mechanical and Electrical Provisions of Residential Flats 住宅單位機電裝置及位置數量說明表												
Location 位置	Description 描述	Tower 1 (1/F) 第1座 (1樓)										
		A1	A2	A3	A5	A6	A7	A8	B1	B2	B3	B5
Master Bedroom 主人睡房	13A Twin Socket Outlet 13 安培雙位電插座	2	/	2	2	2	2	2	2	2	2	2
	Double Pole Switch for A/C Indoor Unit 室內冷氣機開關掣	1	/	1	1	1	1	1	1	1	1	1
	Double Pole Switch for Thermo Ventilator 浴室寶開關掣	/	/	1	/	/	/	/	1	1	/	/
Bedroom 2 睡房 2	Provision for Data Point 預留網絡位	1	/	/	1	1	1	1	1	1	1	1
	TV and FM Outlet 電視及電台插座	1	/	/	1	1	1	1	1	1	1	1
	13A Twin Socket Outlet 13 安培雙位電插座	2	/	/	2	2	2	2	2	2	2	2
	Double Pole Switch for A/C Indoor Unit 室內冷氣機開關掣	1	/	/	1	1	1	1	1	1	1	1
Bedroom 3 睡房 3	Provision for Data Point 預留網絡位	1	/	/	/	/	/	/	1	1	/	/
	TV and FM Outlet 電視及電台插座	1	/	/	/	/	/	/	1	1	/	/
	13A Twin Socket Outlet 13 安培雙位電插座	2	/	/	/	/	/	/	2	2	/	/
	Double Pole Switch for A/C Indoor Unit 室內冷氣機開關掣	1	/	/	/	/	/	/	1	1	/	/
Master Bathroom 主人浴室	13A Single Socket Outlet 13 安培單位電插座	/	/	/	/	/	/	/	1	1	/	/
	Fused Spur Unit for Mirror Cabinet Lighting 鏡櫃燈接線蘇	/	/	/	/	/	/	/	1	1	/	/

The Vendor hereby undertakes that if lifts or appliances of the specified brand name or model number as stated respectively in item 4(a) above and item 6 below are not installed in the Phase, lifts or appliances of comparable quality will be installed.

Notes:

- 1. “1, 2, ...” as shown in the above table denotes the quantity of such provision(s) provided in the residential unit.
- 2. The symbol “/” as shown in the above table denotes “Not applicable”.
- 3. 4/F, 13/F and 14/F are omitted.

賣方承諾，如期數中沒有安裝分別於上表第 4(a) 項及下表第 6 項指明的品牌名稱或產品型號的升降機或設備，便會安裝品質相若的升降機或設備。

備註：

- 1. 上表「1, 2, ...」代表提供於該住宅單位內的裝置數量。
- 2. 上表「/」代表「不適用」。
- 3. 不設 4 樓、13 樓及 14 樓。

Schedule and Location of Mechanical and Electrical Provisions of Residential Flats 住宅單位機電裝置及位置數量說明表												
Location 位置	Description 描述	Tower 1 (1/F) 第1座 (1樓)										
		A1	A2	A3	A5	A6	A7	A8	B1	B2	B3	B5
Master Bathroom 主人浴室	Connection Unit for Thermo Ventilator 浴室實接線位	/	/	/	/	/	/	/	1	1	/	/
	Water Heater Remote Controller (Gas) 煤氣熱水爐控制器	/	/	/	/	/	/	/	1	1	/	/
Bathroom 浴室	13A Single Socket Outlet 13 安培單位電插座	1	1	1	1	1	1	1	/	/	1	1
	Fused Spur Unit for Mirror Cabinet Lighting 鏡櫃燈接線蘇	1	1	1	1	1	1	1	/	/	1	1
	Connection Unit for Thermo Ventilator 浴室實接線位	1	1	1	1	1	1	1	/	/	1	1
	Fused Spur Unit for Exhaust Air Fan 抽氣扇接線蘇	1	/	/	/	/	/	/	/	/	/	/
	Isolator for Electric Water Heater 電熱水爐刀掣	1	1	1	/	1	1	1	/	/	1	1
	Heater Remote Controller (Electric) 電熱水爐控制器	1	1	1	/	1	1	1	/	/	1	1
	Water Heater Remote Controller (Gas) 煤氣熱水爐控制器	/	/	/	1	/	/	/	/	/	/	/
Bathroom 2 浴室2	13A Single Socket Outlet 13 安培單位電插座	/	/	/	/	/	/	/	1	1	/	/
	Fused Spur Unit for Mirror Cabinet Lighting 鏡櫃燈接線蘇	/	/	/	/	/	/	/	1	1	/	/
	Fused Spur Unit for Exhaust Air Fan 抽氣扇接線蘇	/	/	/	/	/	/	/	1	1	/	/
	Water Heater Remote Controller (Gas) 煤氣熱水爐控制器	/	/	/	/	/	/	/	1	1	/	/

The Vendor hereby undertakes that if lifts or appliances of the specified brand name or model number as stated respectively in item 4(a) above and item 6 below are not installed in the Phase, lifts or appliances of comparable quality will be installed.

Notes:

- 1. “1, 2, ...” as shown in the above table denotes the quantity of such provision(s) provided in the residential unit.
- 2. The symbol “/” as shown in the above table denotes “Not applicable”.
- 3. 4/F, 13/F and 14/F are omitted.

賣方承諾，如期數中沒有安裝分別於上表第4(a)項及下表第6項指明的品牌名稱或產品型號的升降機或設備，便會安裝品質相若的升降機或設備。

備註：

- 1. 上表「1, 2, ...」代表提供於該住宅單位內的裝置數量。
- 2. 上表「/」代表「不適用」。
- 3. 不設4樓、13樓及14樓。

Schedule and Location of Mechanical and Electrical Provisions of Residential Flats 住宅單位機電裝置及位置數量說明表												
Location 位置	Description 描述	Tower 1 (1/F) 第1座 (1樓)										
		A1	A2	A3	A5	A6	A7	A8	B1	B2	B3	B5
Open Kitchen 開放式廚房	13A Twin Socket Outlet 13 安培雙位電插座	1	1	1	/	1	1	1	/	/	1	1
	Fused Spur Unit for Kitchen Cabinet Lighting 廚櫃燈接線蘇	1	1	1	/	1	1	1	/	/	1	1
	Connection Unit for Induction Hob 電磁爐接線位	1	1	1	/	1	1	1	/	/	1	1
	Double Pole Switch (Induction Hob) 開關掣 (電磁爐)	1	1	1	/	1	1	1	/	/	1	1
	Connection Unit for Combi Steam Oven 蒸焗爐接線位	1	/	/	/	/	/	1	/	/	1	/
	Double Pole Switch (Combi Steam Oven) 開關掣 (蒸焗爐)	1	1	1	/	1	1	1	/	/	1	1
	Socket Outlet for Cooker Hood 抽油煙機電插座	1	1	1	/	1	1	1	/	/	1	1
	Twin Socket Outlet for Washer Dryer & Water Tap 洗衣乾衣機及水龍頭雙位電插座	1	1	1	/	1	1	1	/	/	1	1
	Washer Dryer Connection Point (Water Inlet & Outlet) 洗衣乾衣機接駁點 (來水及去水)	1	1	1	/	1	1	1	/	/	1	1
	Socket Outlet for Refrigerator 雪櫃電插座	/	/	/	/	/	/	1	/	/	1	/
Kitchen 廚房	13A Twin Socket Outlet 13 安培雙位電插座	/	/	/	1	/	/	/	1	1	/	/
	Fused Spur Unit for Kitchen Cabinet Lighting 廚櫃燈接線蘇	/	/	/	1	/	/	/	1	1	/	/
	Connection Unit for Combi Steam Oven 蒸焗爐接線位	/	/	/	1	/	/	/	1	1	/	/

The Vendor hereby undertakes that if lifts or appliances of the specified brand name or model number as stated respectively in item 4(a) above and item 6 below are not installed in the Phase, lifts or appliances of comparable quality will be installed.

Notes:

- “1, 2, ...” as shown in the above table denotes the quantity of such provision(s) provided in the residential unit.
- The symbol “/” as shown in the above table denotes “Not applicable”.
- 4/F, 13/F and 14/F are omitted.

賣方承諾，如期數中沒有安裝分別於上表第4(a)項及下表第6項指明的品牌名稱或產品型號的升降機或設備，便會安裝品質相若的升降機或設備。

備註：

- 上表「1, 2, ...」代表提供於該住宅單位內的裝置數量。
- 上表「/」代表「不適用」。
- 不設4樓、13樓及14樓。

Schedule and Location of Mechanical and Electrical Provisions of Residential Flats 住宅單位機電裝置及位置數量說明表												
Location 位置	Description 描述	Tower 1 (1/F) 第1座 (1樓)										
		A1	A2	A3	A5	A6	A7	A8	B1	B2	B3	B5
Kitchen 廚房	Double Pole Switch (Combi Steam Oven) 開關掣 (蒸焗爐)	/	/	/	1	/	/	/	1	1	/	/
	Socket Outlet for Water Tap 水龍頭電插座	/	/	/	1	/	/	/	1	1	/	/
	Socket Outlet for Cooker Hood 抽油煙機電插座	/	/	/	1	/	/	/	1	1	/	/
	Socket Outlet for Washer Dryer 洗衣乾衣機電插座	/	/	/	1	/	/	/	1	1	/	/
	Washer Dryer Connection Point (Water Inlet & Outlet) 洗衣乾衣機接駁點 (來水及去水)	/	/	/	1	/	/	/	1	1	/	/
	Socket Outlet for Refrigerator 雪櫃電插座	/	/	/	1	/	/	/	1	1	/	/
	Fused Spur Unit for Exhaust Air Fan 抽氣扇接線蘇	/	/	/	1	/	/	/	1	1	/	/
	Fused Spur Unit (Town Gas Water Heater) 接線蘇 (煤氣熱水爐)	/	/	/	1	/	/	/	1	1	/	/
	Fused Spur Unit (Gas Hob) 接線蘇 (煤氣煮食爐)	/	/	/	1	/	/	/	1	1	/	/
A/C Platform 空調機平台	Isolator Switch (Air Conditioner outdoor unit) 開關掣 (冷氣室外機)	/	/	/	/	1	1	1	/	2	1	/
Flat Roof 平台	13A Single Socket Outlet (Weather-proof) 13安培單位電插座 (防水)	1	1	1	1	/	/	/	1	/	/	1
	Isolator Switch (Air Conditioner outdoor unit) 開關掣 (冷氣室外機)	2	1	1	1	/	/	/	2	/	/	1

The Vendor hereby undertakes that if lifts or appliances of the specified brand name or model number as stated respectively in item 4(a) above and item 6 below are not installed in the Phase, lifts or appliances of comparable quality will be installed.

Notes:

1. “1, 2, ...” as shown in the above table denotes the quantity of such provision(s) provided in the residential unit.
2. The symbol “/” as shown in the above table denotes “Not applicable”.
3. 4/F, 13/F and 14/F are omitted.

賣方承諾，如期數中沒有安裝分別於上表第4(a)項及下表第6項指明的品牌名稱或產品型號的升降機或設備，便會安裝品質相若的升降機或設備。

備註：

1. 上表「1, 2, ...」代表提供於該住宅單位內的裝置數量。
2. 上表「/」代表「不適用」。
3. 不設4樓、13樓及14樓。

Schedule and Location of Mechanical and Electrical Provisions of Residential Flats 住宅單位機電裝置及位置數量說明表												
Location 位置	Description 描述	Tower 1 (2/F – 3/F, 5/F – 12/F, 15/F – 18/F) 第1座(2樓至3樓、5樓至12樓、15樓至18樓)										
		A1	A2	A3	A5	A6	A7	A8	B1	B2	B3	B5
Living Room and Dining Room 客廳及飯廳	Telephone Outlet 電話插座	1	1	1	1	1	1	1	1	1	1	1
	Provision for Data Point 預留網絡位	2	1	1	2	2	2	2	2	2	2	2
	TV and FM Outlet 電視及電台插座	2	1	1	2	2	2	2	2	2	2	2
	13A Twin Socket Outlet 13安培雙位電插座	3	3	3	3	3	3	3	3	3	3	3
	Fused Spur Unit for Shoe Cabinet Lighting 鞋櫃燈接線蘇	1	/	/	/	/	/	/	1	1	/	/
	Double Pole Switch for A/C Indoor Unit 室內冷氣機開關掣	1	1	1	1	1	1	1	1	1	1	1
	Distribution Board (Single Phase) 配電箱(單相)	/	/	/	1	/	/	/	/	/	/	/
	Distribution Board (Three Phase) 配電箱(三相)	1	1	1	/	1	1	1	1	1	1	1
	Double Pole Switch for Thermo Ventilator 浴室寶開關掣	1	/	/	1	1	1	1	/	/	1	1
	Double Pole Switch for exhaust fan 抽氣扇開關掣	1	/	/	1	/	/	/	2	2	/	/
	Socket Outlet for Refrigerator 雪櫃電插座	1	1	1	/	1	1	/	/	/	/	1
	Connection Unit for Combi Steam Oven 蒸焗爐接線位	/	1	1	/	1	1	/	/	/	/	1
Master Bedroom 主人睡房	Provision for Data Point 預留網絡位	1	1	1	1	1	1	1	1	1	1	1
	TV and FM Outlet 電視及電台插座	1	1	1	1	1	1	1	1	1	1	1

The Vendor hereby undertakes that if lifts or appliances of the specified brand name or model number as stated respectively in item 4(a) above and item 6 below are not installed in the Phase, lifts or appliances of comparable quality will be installed.

Notes:

1. “1, 2, ...” as shown in the above table denotes the quantity of such provision(s) provided in the residential unit.
2. The symbol “/” as shown in the above table denotes “Not applicable”.
3. 4/F, 13/F and 14/F are omitted.

賣方承諾，如期數中沒有安裝分別於上表第4(a)項及下表第6項指明的品牌名稱或產品型號的升降機或設備，便會安裝品質相若的升降機或設備。

備註：

1. 上表「1, 2, ...」代表提供於該住宅單位內的裝置數量。
2. 上表「/」代表「不適用」。
3. 不設4樓、13樓及14樓。

Schedule and Location of Mechanical and Electrical Provisions of Residential Flats 住宅單位機電裝置及位置數量說明表												
Location 位置	Description 描述	Tower 1 (2/F – 3/F, 5/F – 12/F, 15/F – 18/F) 第1座(2樓至3樓、5樓至12樓、15樓至18樓)										
		A1	A2	A3	A5	A6	A7	A8	B1	B2	B3	B5
Master Bedroom 主人睡房	13A Twin Socket Outlet 13安培雙位電插座	2	2	2	2	2	2	2	2	2	2	2
	Double Pole Switch for A/C Indoor Unit 室內冷氣機開關掣	1	1	1	1	1	1	1	1	1	1	1
	Double Pole Switch for Thermo Ventilator 浴室寶開關掣	/	1	1	/	/	/	/	1	1	/	/
Bedroom 2 睡房2	Provision for Data Point 預留網絡位	1	/	/	1	1	1	1	1	1	1	1
	TV and FM Outlet 電視及電台插座	1	/	/	1	1	1	1	1	1	1	1
	13A Twin Socket Outlet 13安培雙位電插座	2	/	/	2	2	2	2	2	2	2	2
	Double Pole Switch for A/C Indoor Unit 室內冷氣機開關掣	1	/	/	1	1	1	1	1	1	1	1
Bedroom 3 睡房3	Provision for Data Point 預留網絡位	1	/	/	/	/	/	/	1	1	/	/
	TV and FM Outlet 電視及電台插座	1	/	/	/	/	/	/	1	1	/	/
	13A Twin Socket Outlet 13安培雙位電插座	2	/	/	/	/	/	/	2	2	/	/
	Double Pole Switch for A/C Indoor Unit 室內冷氣機開關掣	1	/	/	/	/	/	/	1	1	/	/
Master Bathroom 主人浴室	13A Single Socket Outlet 13安培單位電插座	/	/	/	/	/	/	/	1	1	/	/
	Fused Spur Unit for Mirror Cabinet Lighting 鏡櫃燈接線蘇	/	/	/	/	/	/	/	1	1	/	/

The Vendor hereby undertakes that if lifts or appliances of the specified brand name or model number as stated respectively in item 4(a) above and item 6 below are not installed in the Phase, lifts or appliances of comparable quality will be installed.

Notes:

- 1. “1, 2, ...” as shown in the above table denotes the quantity of such provision(s) provided in the residential unit.
- 2. The symbol “/” as shown in the above table denotes “Not applicable”.
- 3. 4/F, 13/F and 14/F are omitted.

賣方承諾，如期數中沒有安裝分別於上表第4(a)項及下表第6項指明的品牌名稱或產品型號的升降機或設備，便會安裝品質相若的升降機或設備。

備註：

- 1. 上表「1, 2, ...」代表提供於該住宅單位內的裝置數量。
- 2. 上表「/」代表「不適用」。
- 3. 不設4樓、13樓及14樓。

Schedule and Location of Mechanical and Electrical Provisions of Residential Flats 住宅單位機電裝置及位置數量說明表												
Location 位置	Description 描述	Tower 1 (2/F – 3/F, 5/F – 12/F, 15/F – 18/F) 第1座(2樓至3樓、5樓至12樓、15樓至18樓)										
		A1	A2	A3	A5	A6	A7	A8	B1	B2	B3	B5
Master Bathroom 主人浴室	Connection Unit for Thermo Ventilator 浴室實接線位	/	/	/	/	/	/	/	1	1	/	/
	Water Heater Remote Controller (Gas) 煤氣熱水爐控制器	/	/	/	/	/	/	/	1	1	/	/
Bathroom 浴室	13A Single Socket Outlet 13 安培單位電插座	1	1	1	1	1	1	1	/	/	1	1
	Fused Spur Unit for Mirror Cabinet Lighting 鏡櫃燈接線蘇	1	1	1	1	1	1	1	/	/	1	1
	Connection Unit for Thermo Ventilator 浴室實接線位	1	1	1	1	1	1	1	/	/	1	1
	Fused Spur Unit for Exhaust Air Fan 抽氣扇接線蘇	1	/	/	/	/	/	/	/	/	/	/
	Isolator for Electric Water Heater 電熱水爐刀掣	1	1	1	/	1	1	1	/	/	1	1
	Heater Remote Controller (Electric) 電熱水爐控制器	1	1	1	/	1	1	1	/	/	1	1
	Water Heater Remote Controller (Gas) 煤氣熱水爐控制器	/	/	/	1	/	/	/	/	/	/	/
Bathroom 2 浴室2	13A Single Socket Outlet 13 安培單位電插座	/	/	/	/	/	/	/	1	1	/	/
	Fused Spur Unit for Mirror Cabinet Lighting 鏡櫃燈接線蘇	/	/	/	/	/	/	/	1	1	/	/
	Fused Spur Unit for Exhaust Air Fan 抽氣扇接線蘇	/	/	/	/	/	/	/	1	1	/	/
	Water Heater Remote Controller (Gas) 煤氣熱水爐控制器	/	/	/	/	/	/	/	1	1	/	/

The Vendor hereby undertakes that if lifts or appliances of the specified brand name or model number as stated respectively in item 4(a) above and item 6 below are not installed in the Phase, lifts or appliances of comparable quality will be installed.

Notes:

1. “1, 2, ...” as shown in the above table denotes the quantity of such provision(s) provided in the residential unit.
2. The symbol “/” as shown in the above table denotes “Not applicable”.
3. 4/F, 13/F and 14/F are omitted.

賣方承諾，如期數中沒有安裝分別於上表第4(a)項及下表第6項指明的品牌名稱或產品型號的升降機或設備，便會安裝品質相若的升降機或設備。

備註：

1. 上表「1, 2, ...」代表提供於該住宅單位內的裝置數量。
2. 上表「/」代表「不適用」。
3. 不設4樓、13樓及14樓。

Schedule and Location of Mechanical and Electrical Provisions of Residential Flats 住宅單位機電裝置及位置數量說明表												
Location 位置	Description 描述	Tower 1 (2/F – 3/F, 5/F – 12/F, 15/F – 18/F) 第1座(2樓至3樓、5樓至12樓、15樓至18樓)										
		A1	A2	A3	A5	A6	A7	A8	B1	B2	B3	B5
Open Kitchen 開放式廚房	13A Twin Socket Outlet 13安培雙位電插座	1	1	1	/	1	1	1	/	/	1	1
	Fused Spur Unit for Kitchen Cabinet Lighting 廚櫃燈接線蘇	1	1	1	/	1	1	1	/	/	1	1
	Connection Unit for Induction Hob 電磁爐接線位	1	1	1	/	1	1	1	/	/	1	1
	Double Pole Switch (Induction Hob) 開關掣(電磁爐)	1	1	1	/	1	1	1	/	/	1	1
	Connection Unit for Combi Steam Oven 蒸焗爐接線位	1	/	/	/	/	/	1	/	/	1	/
	Double Pole Switch (Combi Steam Oven) 開關掣(蒸焗爐)	1	1	1	/	1	1	1	/	/	1	1
	Socket Outlet for Cooker Hood 抽油煙機電插座	1	1	1	/	1	1	1	/	/	1	1
	Twin Socket Outlet for Washer Dryer & Water Tap 洗衣乾衣機及水龍頭雙位電插座	1	1	1	/	1	1	1	/	/	1	1
	Washer Dryer Connection Point (Water Inlet & Outlet) 洗衣乾衣機接駁點(來水及去水)	1	1	1	/	1	1	1	/	/	1	1
	Socket Outlet for Refrigerator 雪櫃電插座	/	/	/	/	/	/	1	/	/	1	/
Kitchen 廚房	13A Twin Socket Outlet 13安培雙位電插座	/	/	/	1	/	/	/	1	1	/	/
	Fused Spur Unit for Kitchen Cabinet Lighting 廚櫃燈接線蘇	/	/	/	1	/	/	/	1	1	/	/
	Connection Unit for Combi Steam Oven 蒸焗爐接線位	/	/	/	1	/	/	/	1	1	/	/

The Vendor hereby undertakes that if lifts or appliances of the specified brand name or model number as stated respectively in item 4(a) above and item 6 below are not installed in the Phase, lifts or appliances of comparable quality will be installed.

Notes:

- “1, 2, ...” as shown in the above table denotes the quantity of such provision(s) provided in the residential unit.
- The symbol “/” as shown in the above table denotes “Not applicable”.
- 4/F, 13/F and 14/F are omitted.

賣方承諾，如期數中沒有安裝分別於上表第4(a)項及下表第6項指明的品牌名稱或產品型號的升降機或設備，便會安裝品質相若的升降機或設備。

備註：

- 上表「1, 2, ...」代表提供於該住宅單位內的裝置數量。
- 上表「/」代表「不適用」。
- 不設4樓、13樓及14樓。

Schedule and Location of Mechanical and Electrical Provisions of Residential Flats 住宅單位機電裝置及位置數量說明表												
Location 位置	Description 描述	Tower 1 (2/F – 3/F, 5/F – 12/F, 15/F – 18/F) 第1座 (2樓至3樓、5樓至12樓、15樓至18樓)										
		A1	A2	A3	A5	A6	A7	A8	B1	B2	B3	B5
Kitchen 廚房	Double Pole Switch (Combi Steam Oven) 開關掣 (蒸焗爐)	/	/	/	1	/	/	/	1	1	/	/
	Socket Outlet for Water Tap 水龍頭電插座	/	/	/	1	/	/	/	1	1	/	/
	Socket Outlet for Cooker Hood 抽油煙機電插座	/	/	/	1	/	/	/	1	1	/	/
	Socket Outlet for Washer Dryer 洗衣乾衣機電插座	/	/	/	1	/	/	/	1	1	/	/
	Washer Dryer Connection Point (Water Inlet & Outlet) 洗衣乾衣機接駁點 (來水及去水)	/	/	/	1	/	/	/	1	1	/	/
	Socket Outlet for Refrigerator 雪櫃電插座	/	/	/	1	/	/	/	1	1	/	/
	Fused Spur Unit for Exhaust Air Fan 抽氣扇接線蘇	/	/	/	1	/	/	/	1	1	/	/
	Fused Spur Unit (Town Gas Water Heater) 接線蘇 (煤氣熱水爐)	/	/	/	1	/	/	/	1	1	/	/
	Fused Spur Unit (Gas Hob) 接線蘇 (煤氣煮食爐)	/	/	/	1	/	/	/	1	1	/	/
A/C Platform 空調機平台	Isolator Switch (Air Conditioner outdoor unit) 開關掣 (冷氣室外機)	2	1	1	1	1	1	1	2	2	1	1

The Vendor hereby undertakes that if lifts or appliances of the specified brand name or model number as stated respectively in item 4(a) above and item 6 below are not installed in the Phase, lifts or appliances of comparable quality will be installed.

Notes:

1. “1, 2, ...” as shown in the above table denotes the quantity of such provision(s) provided in the residential unit.
2. The symbol “/” as shown in the above table denotes “Not applicable”.
3. 4/F, 13/F and 14/F are omitted.

賣方承諾，如期數中沒有安裝分別於上表第4(a)項及下表第6項指明的品牌名稱或產品型號的升降機或設備，便會安裝品質相若的升降機或設備。

備註：

1. 上表「1, 2, ...」代表提供於該住宅單位內的裝置數量。
2. 上表「/」代表「不適用」。
3. 不設4樓、13樓及14樓。

Schedule and Location of Mechanical and Electrical Provisions of Residential Flats 住宅單位機電裝置及位置數量說明表									
Location 位置	Description 描述	Tower 1 (19/F and Roof) 第1座 (19樓及天台)							
		A1	A2	A3	A5	A6	B1	B2	B3
Living Room and Dining Room 客廳及飯廳	Telephone Outlet 電話插座	1	1	1	1	1	1	1	1
	Provision for Data Point 預留網絡位	2	1	2	2	2	2	2	2
	TV and FM Outlet 電視及電台插座	2	1	2	2	2	2	2	2
	13A Twin Socket Outlet 13安培雙位電插座	3	3	3	3	3	3	3	3
	Fused Spur Unit for Shoe Cabinet Lighting 鞋櫃燈接線蘇	1	/	/	/	/	1	/	/
	Double Pole Switch for A/C Indoor Unit 室內冷氣機開關掣	2	1	1	1	1	2	1	1
	Distribution Board (Single Phase) 配電箱 (單相)	/	/	1	/	/	/	/	/
	Distribution Board (Three Phase) 配電箱 (三相)	1	1	/	1	1	1	1	1
	Double Pole Switch for Thermo Ventilator 浴室寶開關掣	/	/	1	1	1	/	1	1
	Double Pole Switch for exhaust fan 抽氣扇開關掣	2	/	1	/	/	2	/	/
	Socket Outlet for Refrigerator 雪櫃電插座	/	1	/	1	1	/	/	1
	Connection Unit for Combi Steam Oven 蒸焗爐接線位	/	1	/	1	1	/	/	1
Master Bedroom 主人睡房	Provision for Data Point 預留網絡位	1	1	1	1	1	1	1	1
	TV and FM Outlet 電視及電台插座	1	1	1	1	1	1	1	1

The Vendor hereby undertakes that if lifts or appliances of the specified brand name or model number as stated respectively in item 4(a) above and item 6 below are not installed in the Phase, lifts or appliances of comparable quality will be installed.

Notes:

- 1. “1, 2, ...” as shown in the above table denotes the quantity of such provision(s) provided in the residential unit.
- 2. The symbol “/” as shown in the above table denotes “Not applicable”.
- 3. 4/F, 13/F and 14/F are omitted.

賣方承諾，如期數中沒有安裝分別於上表第4(a)項及下表第6項指明的品牌名稱或產品型號的升降機或設備，便會安裝品質相若的升降機或設備。

備註：

- 1. 上表「1, 2, ...」代表提供於該住宅單位內的裝置數量。
- 2. 上表「/」代表「不適用」。
- 3. 不設4樓、13樓及14樓。

Schedule and Location of Mechanical and Electrical Provisions of Residential Flats 住宅單位機電裝置及位置數量說明表									
Location 位置	Description 描述	Tower 1 (19/F and Roof) 第1座 (19樓及天台)							
		A1	A2	A3	A5	A6	B1	B2	B3
Master Bedroom 主人睡房	13A Twin Socket Outlet 13 安培雙位電插座	2	2	2	2	2	2	2	2
	Double Pole Switch for A/C Indoor Unit 室內冷氣機開關掣	1	1	1	1	1	1	1	1
	Double Pole Switch for Thermo Ventilator 浴室寶開關掣	1	1	/	/	/	1	/	/
Bedroom 2 睡房2	Provision for Data Point 預留網絡位	1	/	1	1	1	1	1	1
	TV and FM Outlet 電視及電台插座	1	/	1	1	1	1	1	1
	13A Twin Socket Outlet 13 安培雙位電插座	2	/	2	2	2	2	2	2
	Double Pole Switch for A/C Indoor Unit 室內冷氣機開關掣	1	/	1	1	1	1	1	1
Bedroom 3 睡房3	Provision for Data Point 預留網絡位	1	/	/	/	/	1	/	/
	TV and FM Outlet 電視及電台插座	1	/	/	/	/	1	/	/
	13A Twin Socket Outlet 13 安培雙位電插座	2	/	/	/	/	2	/	/
	Double Pole Switch for A/C Indoor Unit 室內冷氣機開關掣	1	/	/	/	/	1	/	/
Store 儲物室	13A Single Socket Outlet 13 安培單位電插座	1	/	/	/	/	1	/	/
Utility Room 工作間	13A Single Socket Outlet 13 安培單位電插座	1	/	/	/	/	1	/	/

The Vendor hereby undertakes that if lifts or appliances of the specified brand name or model number as stated respectively in item 4(a) above and item 6 below are not installed in the Phase, lifts or appliances of comparable quality will be installed.

Notes:

1. “1, 2, ...” as shown in the above table denotes the quantity of such provision(s) provided in the residential unit.
2. The symbol “/” as shown in the above table denotes “Not applicable”.
3. 4/F, 13/F and 14/F are omitted.

賣方承諾，如期數中沒有安裝分別於上表第4(a)項及下表第6項指明的品牌名稱或產品型號的升降機或設備，便會安裝品質相若的升降機或設備。

備註：

1. 上表「1, 2, ...」代表提供於該住宅單位內的裝置數量。
2. 上表「/」代表「不適用」。
3. 不設4樓、13樓及14樓。

Schedule and Location of Mechanical and Electrical Provisions of Residential Flats 住宅單位機電裝置及位置數量說明表									
Location 位置	Description 描述	Tower 1 (19/F and Roof) 第1座(19樓及天台)							
		A1	A2	A3	A5	A6	B1	B2	B3
Utility Room 工作間	Double Pole Switch for exhaust fan 抽氣扇開關掣	1	/	/	/	/	1	/	/
	Double Pole Switch for A/C Indoor Unit 室內冷氣機開關掣	1	/	/	/	/	1	/	/
Master Bathroom 主人浴室	13A Single Socket Outlet 13 安培單位電插座	1	/	/	/	/	1	/	/
	Fused Spur Unit for Mirror Cabinet Lighting 鏡櫃燈接線蘇	1	/	/	/	/	1	/	/
	Connection Unit for Thermo Ventilator 浴室寶接線位	1	/	/	/	/	1	/	/
	Water Heater Remote Controller (Gas) 煤氣熱水爐控制器	1	/	/	/	/	1	/	/
Bathroom 浴室	13A Single Socket Outlet 13 安培單位電插座	/	1	1	1	1	/	1	1
	Fused Spur Unit for Mirror Cabinet Lighting 鏡櫃燈接線蘇	/	1	1	1	1	/	1	1
	Connection Unit for Thermo Ventilator 浴室寶接線位	/	1	1	1	1	/	1	1
	Isolator for Electric Water Heater 電熱水爐刀掣	/	1	/	1	1	/	1	1
	Heater Remote Controller (Electric) 電熱水爐控制器	/	1	/	1	1	/	1	1
	Water Heater Remote Controller (Gas) 煤氣熱水爐控制器	/	/	1	/	/	/	/	/

The Vendor hereby undertakes that if lifts or appliances of the specified brand name or model number as stated respectively in item 4(a) above and item 6 below are not installed in the Phase, lifts or appliances of comparable quality will be installed.

Notes:

1. “1, 2, ...” as shown in the above table denotes the quantity of such provision(s) provided in the residential unit.
2. The symbol “/” as shown in the above table denotes “Not applicable”.
3. 4/F, 13/F and 14/F are omitted.

賣方承諾，如期數中沒有安裝分別於上表第4(a)項及下表第6項指明的品牌名稱或產品型號的升降機或設備，便會安裝品質相若的升降機或設備。

備註：

1. 上表「1, 2, ...」代表提供於該住宅單位內的裝置數量。
2. 上表「/」代表「不適用」。
3. 不設4樓、13樓及14樓。

Schedule and Location of Mechanical and Electrical Provisions of Residential Flats 住宅單位機電裝置及位置數量說明表									
Location 位置	Description 描述	Tower 1 (19/F and Roof) 第1座 (19樓及天台)							
		A1	A2	A3	A5	A6	B1	B2	B3
Bathroom 2 浴室2	13A Single Socket Outlet 13安培單位電插座	1	/	/	/	/	1	/	/
	Fused Spur Unit for Mirror Cabinet Lighting 鏡櫃燈接線蘇	1	/	/	/	/	1	/	/
	Fused Spur Unit for Exhaust Air Fan 抽氣扇接線蘇	1	/	/	/	/	1	/	/
	Water Heater Remote Controller (Gas) 煤氣熱水爐控制器	1	/	/	/	/	1	/	/
Lavatory 洗手間	Fused Spur Unit for Exhaust Air Fan 抽氣扇接線蘇	1	/	/	/	/	1	/	/
	Isolator for Electric Water Heater 電熱水爐刀掣	1	/	/	/	/	1	/	/
Open Kitchen 開放式廚房	13A Twin Socket Outlet 13安培雙位電插座	/	1	/	1	1	/	1	1
	Fused Spur Unit for Kitchen Cabinet Lighting 廚櫃燈接線蘇	/	1	/	1	1	/	1	1
	Connection Unit for Induction Hob 電磁爐接線位	/	1	/	1	1	/	1	1
	Double Pole Switch (Induction Hob) 開關掣 (電磁爐)	/	1	/	1	1	/	1	1
	Connection Unit for Combi Steam Oven 蒸焗爐接線位	/	/	/	/	/	/	1	/
	Double Pole Switch (Combi Steam Oven) 開關掣 (蒸焗爐)	/	1	/	1	1	/	1	1
	Socket Outlet for Cooker Hood 抽油煙機電插座	/	1	/	1	1	/	1	1

The Vendor hereby undertakes that if lifts or appliances of the specified brand name or model number as stated respectively in item 4(a) above and item 6 below are not installed in the Phase, lifts or appliances of comparable quality will be installed.

Notes:

- “1, 2, ...” as shown in the above table denotes the quantity of such provision(s) provided in the residential unit.
- The symbol “/” as shown in the above table denotes “Not applicable”.
- 4/F, 13/F and 14/F are omitted.

賣方承諾，如期數中沒有安裝分別於上表第4(a)項及下表第6項指明的品牌名稱或產品型號的升降機或設備，便會安裝品質相若的升降機或設備。

備註：

- 上表「1, 2, ...」代表提供於該住宅單位內的裝置數量。
- 上表「/」代表「不適用」。
- 不設4樓、13樓及14樓。

Schedule and Location of Mechanical and Electrical Provisions of Residential Flats 住宅單位機電裝置及位置數量說明表									
Location 位置	Description 描述	Tower 1 (19/F and Roof) 第1座(19樓及天台)							
		A1	A2	A3	A5	A6	B1	B2	B3
Open Kitchen 開放式廚房	Twin Socket Outlet for Washer Dryer & Water Tap 洗衣乾衣機及水龍頭雙位電插座	/	1	/	1	1	/	1	1
	Washer Dryer Connection Point (Water Inlet & Outlet) 洗衣乾衣機接駁點(來水及去水)	/	1	/	1	1	/	1	1
	Socket Outlet for Refrigerator 雪櫃電插座	/	/	/	/	/	/	1	/
Kitchen 廚房	13A Twin Socket Outlet 13安培雙位電插座	1	/	1	/	/	1	/	/
	Fused Spur Unit for Kitchen Cabinet Lighting 廚櫃燈接線蘇	1	/	1	/	/	1	/	/
	Connection Unit for Combi Steam Oven 蒸焗爐接線位	1	/	1	/	/	1	/	/
	Double Pole Switch (Combi Steam Oven) 開關掣(蒸焗爐)	1	/	1	/	/	1	/	/
	Socket Outlet for Water Tap 水龍頭電插座	1	/	1	/	/	1	/	/
	Socket Outlet for Cooker Hood 抽油煙機電插座	1	/	1	/	/	1	/	/
	Socket Outlet for Washer Dryer 洗衣乾衣機電插座	1	/	1	/	/	1	/	/
	Washer Dryer Connection Point (Water Inlet & Outlet) 洗衣乾衣機接駁點(來水及去水)	1	/	1	/	/	1	/	/
	Socket Outlet for Refrigerator 雪櫃電插座	1	/	1	/	/	1	/	/
	Fused Spur Unit for Exhaust Air Fan 抽氣扇接線蘇	1	/	1	/	/	1	/	/

The Vendor hereby undertakes that if lifts or appliances of the specified brand name or model number as stated respectively in item 4(a) above and item 6 below are not installed in the Phase, lifts or appliances of comparable quality will be installed.

Notes:

- 1. “1, 2, ...” as shown in the above table denotes the quantity of such provision(s) provided in the residential unit.
- 2. The symbol “/” as shown in the above table denotes “Not applicable”.
- 3. 4/F, 13/F and 14/F are omitted.

賣方承諾，如期數中沒有安裝分別於上表第4(a)項及下表第6項指明的品牌名稱或產品型號的升降機或設備，便會安裝品質相若的升降機或設備。

備註：

- 1. 上表「1, 2, ...」代表提供於該住宅單位內的裝置數量。
- 2. 上表「/」代表「不適用」。
- 3. 不設4樓、13樓及14樓。

Schedule and Location of Mechanical and Electrical Provisions of Residential Flats 住宅單位機電裝置及位置數量說明表									
Location 位置	Description 描述	Tower 1 (19/F and Roof) 第1座 (19樓及天台)							
		A1	A2	A3	A5	A6	B1	B2	B3
Kitchen 廚房	Fused Spur Unit (Town Gas Water Heater) 接線蘇 (煤氣熱水爐)	1	/	1	/	/	1	/	/
	Fused Spur Unit (Gas Hob) 接線蘇 (煤氣煮食爐)	1	/	1	/	/	1	/	/
	Socket outlet for wine cellar 酒櫃電插座	1	/	/	/	/	1	/	/
A/C Platform 空調機平台	Isolator Switch (Air Conditioner outdoor unit) 開關掣 (冷氣室外機)	/	1	1	1	1	/	1	1
Flat Roof near Living Room and Dining Room 近客飯廳的平台	13A Single Socket Outlet (Weather-proof) 13 安培單位電插座 (防水)	1	/	/	/	/	1	/	/
Flat Roof near Kitchen 近廚房的平台	13A Single Socket Outlet (Weather-proof) 13 安培單位電插座 (防水)	1	/	/	/	/	/	/	/
Flat Roof near Master Bedroom 近主人睡房的平台	13A Single Socket Outlet (Weather-proof) 13 安培單位電插座 (防水)	/	/	/	/	/	1	/	/
平台 Roof	13A Single Socket Outlet (Weather-proof) 13 安培單位電插座 (防水)	1	1	1	1	1	1	1	1
	Isolator Switch (Air Conditioner outdoor unit) 開關掣 (冷氣室外機)	2	/	/	/	/	2	/	/

The Vendor hereby undertakes that if lifts or appliances of the specified brand name or model number as stated respectively in item 4(a) above and item 6 below are not installed in the Phase, lifts or appliances of comparable quality will be installed.

Notes:

- 1. “1, 2, ...” as shown in the above table denotes the quantity of such provision(s) provided in the residential unit.
- 2. The symbol “/” as shown in the above table denotes “Not applicable”.
- 3. 4/F, 13/F and 14/F are omitted.

賣方承諾，如期數中沒有安裝分別於上表第4(a)項及下表第6項指明的品牌名稱或產品型號的升降機或設備，便會安裝品質相若的升降機或設備。

備註：

- 1. 上表「1, 2, ...」代表提供於該住宅單位內的裝置數量。
- 2. 上表「/」代表「不適用」。
- 3. 不設4樓、13樓及14樓。

Schedule and Location of Mechanical and Electrical Provisions of Residential Flats 住宅單位機電裝置及位置數量說明表																		
Location 位置	Description 描述	Tower 6 (1/F) 第6座 (1樓)																
		A1	A2	A3	A5	A6	A7	A8	B1	C1	C2	C3	C5	C6	D1	D2	D3	D5
Living Room and Dining Room 客廳及飯廳	Telephone Outlet 電話插座	1	1	1	1	1	1	1	1	1	1	1	1	1	1	1	1	1
	Provision for Data Point 預留網絡位	1	1	1	1	1	1	2	2	2	1	1	1	1	2	2	2	2
	TV and FM Outlet 電視及電台插座	1	1	1	1	1	1	2	2	2	1	1	1	1	2	2	2	2
	13A Twin Socket Outlet 13 安培雙位電插座	3	3	3	3	3	3	3	3	3	3	3	3	3	3	3	3	3
	Fused Spur Unit for Shoe Cabinet Lighting 鞋櫃燈接線蘇	/	/	/	/	/	/	1	/	1	/	/	/	/	/	/	/	/
	Double Pole Switch for A/C Indoor Unit 室內冷氣機開關掣	1	2	2	2	2	1	1	1	1	1	1	1	1	1	1	1	1
	Distribution Board (Single Phase) 配電箱 (單相)	/	/	/	/	/	/	/	/	/	/	/	/	/	1	1	1	/
	Distribution Board (Three Phase) 配電箱 (三相)	1	1	1	1	1	1	1	1	1	1	1	1	1	/	/	/	1
	Double Pole Switch for Thermo Ventilator 浴室寶開關掣	1	1	1	1	1	1	1	1	1	/	1	1	1	1	1	1	1
	Double Pole Switch for exhaust fan 抽氣扇開關掣	/	/	/	/	/	/	2	/	1	/	/	/	/	1	1	1	/
	Socket Outlet for Refrigerator 雪櫃電插座	/	/	/	/	/	/	/	1	/	1	/	/	1	/	/	/	1
	Connection Unit for Combi Steam Oven 蒸焗爐接線位	/	/	/	/	/	/	/	/	/	1	/	/	1	/	/	/	1

The Vendor hereby undertakes that if lifts or appliances of the specified brand name or model number as stated respectively in item 4(a) above and item 6 below are not installed in the Phase, lifts or appliances of comparable quality will be installed.

Notes:

1. “1, 2, ...” as shown in the above table denotes the quantity of such provision(s) provided in the residential unit.
2. The symbol “/” as shown in the above table denotes “Not applicable”.
3. 4/F, 13/F and 14/F are omitted.

賣方承諾，如期數中沒有安裝分別於上表第4(a)項及下表第6項指明的品牌名稱或產品型號的升降機或設備，便會安裝品質相若的升降機或設備。

備註：

1. 上表「1, 2, ...」代表提供於該住宅單位內的裝置數量。
2. 上表「/」代表「不適用」。
3. 不設4樓、13樓及14樓。

Schedule and Location of Mechanical and Electrical Provisions of Residential Flats 住宅單位機電裝置及位置數量說明表																		
Location 位置	Description 描述	Tower 6 (1/F) 第6座 (1樓)																
		A1	A2	A3	A5	A6	A7	A8	B1	C1	C2	C3	C5	C6	D1	D2	D3	D5
Master Bedroom 主人睡房	Provision for Data Point 預留網絡位	1	1	1	1	1	1	1	1	1	1	1	1	/	1	1	1	1
	TV and FM Outlet 電視及電台插座	1	1	1	1	1	1	1	1	1	1	1	1	/	1	1	1	1
	13A Twin Socket Outlet 13 安培雙位電插座	2	2	2	2	2	2	2	2	2	2	2	2	/	2	2	2	2
	Double Pole Switch for A/C Indoor Unit 室內冷氣機開關掣	1	1	1	1	1	1	1	1	1	1	1	1	/	1	1	1	1
	Double Pole Switch for Thermo Ventilator 浴室寶開關掣	/	/	/	/	/	/	/	/	/	1	/	/	/	/	/	/	/
Bedroom 2 睡房2	Provision for Data Point 預留網絡位	/	/	/	/	/	/	1	1	1	/	/	/	/	1	1	1	1
	TV and FM Outlet 電視及電台插座	/	/	/	/	/	/	1	1	1	/	/	/	/	1	1	1	1
	13A Twin Socket Outlet 13 安培雙位電插座	/	/	/	/	/	/	2	2	2	/	/	/	/	2	2	2	2
	Double Pole Switch for A/C Indoor Unit 室內冷氣機開關掣	/	/	/	/	/	/	1	1	1	/	/	/	/	1	1	1	1
Bedroom 3 睡房3	Provision for Data Point 預留網絡位	/	/	/	/	/	/	1	/	1	/	/	/	/	/	/	/	/
	TV and FM Outlet 電視及電台插座	/	/	/	/	/	/	1	/	1	/	/	/	/	/	/	/	/
	13A Twin Socket Outlet 13 安培雙位電插座	/	/	/	/	/	/	2	/	2	/	/	/	/	/	/	/	/
	Double Pole Switch for A/C Indoor Unit 室內冷氣機開關掣	/	/	/	/	/	/	1	/	1	/	/	/	/	/	/	/	/

The Vendor hereby undertakes that if lifts or appliances of the specified brand name or model number as stated respectively in item 4(a) above and item 6 below are not installed in the Phase, lifts or appliances of comparable quality will be installed.

Notes:

1. “1, 2, ...” as shown in the above table denotes the quantity of such provision(s) provided in the residential unit.
2. The symbol “/” as shown in the above table denotes “Not applicable”.
3. 4/F, 13/F and 14/F are omitted.

賣方承諾，如期數中沒有安裝分別於上表第4(a)項及下表第6項指明的品牌名稱或產品型號的升降機或設備，便會安裝品質相若的升降機或設備。

備註：

1. 上表「1, 2, ...」代表提供於該住宅單位內的裝置數量。
2. 上表「/」代表「不適用」。
3. 不設4樓、13樓及14樓。

Schedule and Location of Mechanical and Electrical Provisions of Residential Flats 住宅單位機電裝置及位置數量說明表																		
Location 位置	Description 描述	Tower 6 (1/F) 第6座 (1樓)																
		A1	A2	A3	A5	A6	A7	A8	B1	C1	C2	C3	C5	C6	D1	D2	D3	D5
Store 儲物室	13A Single Socket Outlet 13 安培單位電插座	/	/	/	/	/	/	/	/	/	/	/	/	/	/	1	/	/
	Double Pole Switch for A/C Indoor Unit 室內冷氣機開關掣	/	/	/	/	/	/	/	/	/	/	/	/	/	/	1	/	/
Bathroom 浴室	13A Single Socket Outlet 13 安培單位電插座	1	1	1	1	1	1	1	1	1	1	1	1	1	1	1	1	1
	Fused Spur Unit for Mirror Cabinet Lighting 鏡櫃燈接線蘇	1	1	1	1	1	1	1	1	1	1	1	1	1	1	1	1	1
	Connection Unit for Thermo Ventilator 浴室寶接線位	1	1	1	1	1	1	1	1	1	1	1	1	1	1	1	1	1
	Fused Spur Unit for Exhaust Air Fan 抽氣扇接線蘇	/	/	/	/	/	/	1	/	1	/	/	/	/	/	/	/	/
	Isolator for Electric Water Heater 電熱水爐刀掣	1	1	1	1	1	1	/	1	1	1	1	1	1	/	/	/	1
	Heater Remote Controller (Electric) 電熱水爐控制器	1	1	1	1	1	1	/	1	1	1	1	1	1	/	/	/	1
	Water Heater Remote Controller (Gas) 煤氣熱水爐控制器	/	/	/	/	/	/	1	/	/	/	/	/	/	1	1	1	/
Open Kitchen 開放式廚房	13A Twin Socket Outlet 13 安培雙位電插座	1	1	1	1	1	1	/	1	1	1	1	1	1	/	/	/	1
	Fused Spur Unit for Kitchen Cabinet Lighting 廚櫃燈接線蘇	1	1	1	1	1	1	/	1	1	1	1	1	1	/	/	/	1
	Connection Unit for Induction Hob 電磁爐接線位	1	1	1	1	1	1	/	1	1	1	1	1	1	/	/	/	1
	Double Pole Switch (Induction Hob) 開關掣 (電磁爐)	1	1	1	1	1	1	/	1	1	1	1	1	1	/	/	/	1

The Vendor hereby undertakes that if lifts or appliances of the specified brand name or model number as stated respectively in item 4(a) above and item 6 below are not installed in the Phase, lifts or appliances of comparable quality will be installed.

Notes:

- 1. “1, 2, ...” as shown in the above table denotes the quantity of such provision(s) provided in the residential unit.
- 2. The symbol “/” as shown in the above table denotes “Not applicable”.
- 3. 4/F, 13/F and 14/F are omitted.

賣方承諾，如期數中沒有安裝分別於上表第4(a)項及下表第6項指明的品牌名稱或產品型號的升降機或設備，便會安裝品質相若的升降機或設備。

備註：

- 1. 上表「1, 2, ...」代表提供於該住宅單位內的裝置數量。
- 2. 上表「/」代表「不適用」。
- 3. 不設4樓、13樓及14樓。

Schedule and Location of Mechanical and Electrical Provisions of Residential Flats 住宅單位機電裝置及位置數量說明表																		
Location 位置	Description 描述	Tower 6 (1/F) 第6座 (1樓)																
		A1	A2	A3	A5	A6	A7	A8	B1	C1	C2	C3	C5	C6	D1	D2	D3	D5
Open Kitchen 開放式廚房	Connection Unit for Combi Steam Oven 蒸焗爐接線位	1	1	1	1	1	1	/	1	1	/	1	1	/	/	/	/	/
	Double Pole Switch (Combi Steam Oven) 開關掣 (蒸焗爐)	1	1	1	1	1	1	/	1	1	1	1	1	1	/	/	/	1
	Socket Outlet for Cooker Hood 抽油煙機電插座	1	1	1	1	1	1	/	1	1	1	1	1	1	/	/	/	1
	Twin Socket Outlet for Washer Dryer & Water Tap 洗衣乾衣機及水龍頭雙位電插座	1	1	1	1	1	1	/	1	1	1	1	1	1	/	/	/	1
	Washer Dryer Connection Point (Water Inlet & Outlet) 洗衣乾衣機接駁點 (來水及去水)	1	1	1	1	1	1	/	1	1	1	1	1	1	/	/	/	1
	Socket Outlet for Refrigerator 雪櫃電插座	1	1	1	1	1	1	/	/	1	/	1	1	/	/	/	/	/
Kitchen 廚房	13A Twin Socket Outlet 13 安培雙位電插座	/	/	/	/	/	/	1	/	/	/	/	/	/	1	1	1	/
	Fused Spur Unit for Kitchen Cabinet Lighting 廚櫃燈接線蘇	/	/	/	/	/	/	1	/	/	/	/	/	/	1	1	1	/
	Connection Unit for Combi Steam Oven 蒸焗爐接線位	/	/	/	/	/	/	1	/	/	/	/	/	/	1	1	1	/
	Double Pole Switch (Combi Steam Oven) 開關掣 (蒸焗爐)	/	/	/	/	/	/	1	/	/	/	/	/	/	1	1	1	/
	Socket Outlet for Water Tap 水龍頭電插座	/	/	/	/	/	/	1	/	/	/	/	/	/	1	1	1	/
	Socket Outlet for Cooker Hood 抽油煙機電插座	/	/	/	/	/	/	1	/	/	/	/	/	/	1	1	1	/
	Socket Outlet for Washer Dryer 洗衣乾衣機電插座	/	/	/	/	/	/	1	/	/	/	/	/	/	1	1	1	/

The Vendor hereby undertakes that if lifts or appliances of the specified brand name or model number as stated respectively in item 4(a) above and item 6 below are not installed in the Phase, lifts or appliances of comparable quality will be installed.

Notes:

1. “1, 2, ...” as shown in the above table denotes the quantity of such provision(s) provided in the residential unit.
2. The symbol “/” as shown in the above table denotes “Not applicable”.
3. 4/F, 13/F and 14/F are omitted.

賣方承諾，如期數中沒有安裝分別於上表第4(a)項及下表第6項指明的品牌名稱或產品型號的升降機或設備，便會安裝品質相若的升降機或設備。

備註：

1. 上表「1, 2, ...」代表提供於該住宅單位內的裝置數量。
2. 上表「/」代表「不適用」。
3. 不設4樓、13樓及14樓。

Schedule and Location of Mechanical and Electrical Provisions of Residential Flats 住宅單位機電裝置及位置數量說明表																		
Location 位置	Description 描述	Tower 6 (1/F) 第6座 (1樓)																
		A1	A2	A3	A5	A6	A7	A8	B1	C1	C2	C3	C5	C6	D1	D2	D3	D5
Kitchen 廚房	Washer Dryer Connection Point (Water Inlet & Outlet) 洗衣乾衣機接駁點 (來水及去水)	/	/	/	/	/	/	1	/	/	/	/	/	/	1	1	1	/
	Socket Outlet for Refrigerator 雪櫃電插座	/	/	/	/	/	/	1	/	/	/	/	/	/	1	1	1	/
	Fused Spur Unit for Exhaust Air Fan 抽氣扇接線蘇	/	/	/	/	/	/	1	/	/	/	/	/	/	1	1	1	/
	Fused Spur Unit (Town Gas Water Heater) 接線蘇 (煤氣熱水爐)	/	/	/	/	/	/	1	/	/	/	/	/	/	1	1	1	/
	Fused Spur Unit (Gas Hob) 接線蘇 (煤氣煮食爐)	/	/	/	/	/	/	1	/	/	/	/	/	/	1	1	1	/
A/C Platform 空調機平台	Isolator Switch (Air Conditioner outdoor unit) 開關掣 (冷氣室外機)	/	/	/	/	/	/	2	1	2	1	1	1	1	1	1	1	1
Flat Roof 平台	13A Single Socket Outlet (Weather-proof) 13 安培單位電插座 (防水)	1	1	1	1	1	1	/	/	/	/	/	/	/	/	/	/	/
	Isolator Switch (Air Conditioner outdoor unit) 開關掣 (冷氣室外機)	1	1	1	1	1	1	/	/	/	/	/	/	/	/	/	/	/

The Vendor hereby undertakes that if lifts or appliances of the specified brand name or model number as stated respectively in item 4(a) above and item 6 below are not installed in the Phase, lifts or appliances of comparable quality will be installed.

Notes:

1. “1, 2, ...” as shown in the above table denotes the quantity of such provision(s) provided in the residential unit.
2. The symbol “/” as shown in the above table denotes “Not applicable”.
3. 4/F, 13/F and 14/F are omitted.

賣方承諾，如期數中沒有安裝分別於上表第4(a)項及下表第6項指明的品牌名稱或產品型號的升降機或設備，便會安裝品質相若的升降機或設備。

備註：

1. 上表「1, 2, ...」代表提供於該住宅單位內的裝置數量。
2. 上表「/」代表「不適用」。
3. 不設4樓、13樓及14樓。

Schedule and Location of Mechanical and Electrical Provisions of Residential Flats 住宅單位機電裝置及位置數量說明表																		
Location 位置	Description 描述	Tower 6 (2/F) 第6座 (2樓)																
		A1	A2	A3	A5	A6	A7	A8	B1	C1	C2	C3	C5	C6	D1	D2	D3	D5
Living Room and Dining Room 客廳及飯廳	Telephone Outlet 電話插座	1	1	1	1	1	1	1	1	1	1	1	1	1	1	1	1	1
	Provision for Data Point 預留網絡位	1	1	1	1	1	1	2	2	2	1	1	1	1	2	2	2	2
	TV and FM Outlet 電視及電台插座	1	1	1	1	1	1	2	2	2	1	1	1	1	2	2	2	2
	13A Twin Socket Outlet 13 安培雙位電插座	3	3	3	3	3	3	3	3	3	3	3	3	3	3	3	3	3
	Fused Spur Unit for Shoe Cabinet Lighting 鞋櫃燈接線蘇	/	/	/	/	/	/	1	/	1	/	/	/	/	/	/	/	/
	Double Pole Switch for A/C Indoor Unit 室內冷氣機開關掣	1	2	2	2	2	1	1	1	1	1	1	1	1	1	1	1	1
	Distribution Board (Single Phase) 配電箱 (單相)	/	/	/	/	/	/	/	/	/	/	/	/	/	1	1	1	/
	Distribution Board (Three Phase) 配電箱 (三相)	1	1	1	1	1	1	1	1	1	1	1	1	1	/	/	/	1
	Double Pole Switch for Thermo Ventilator 浴室寶開關掣	1	1	1	1	1	1	1	1	1	/	1	1	1	1	1	1	1
	Double Pole Switch for exhaust fan 抽氣扇開關掣	/	/	/	/	/	/	2	/	1	/	/	/	/	1	1	1	/
	Socket Outlet for Refrigerator 雪櫃電插座	/	/	/	/	/	/	/	1	/	1	/	/	1	/	/	/	1
	Connection Unit for Combi Steam Oven 蒸焗爐接線位	/	/	/	/	/	/	/	/	/	1	/	/	1	/	/	/	1

The Vendor hereby undertakes that if lifts or appliances of the specified brand name or model number as stated respectively in item 4(a) above and item 6 below are not installed in the Phase, lifts or appliances of comparable quality will be installed.

Notes:

1. “1, 2, ...” as shown in the above table denotes the quantity of such provision(s) provided in the residential unit.
2. The symbol “/” as shown in the above table denotes “Not applicable”.
3. 4/F, 13/F and 14/F are omitted.

賣方承諾，如期數中沒有安裝分別於上表第4(a)項及下表第6項指明的品牌名稱或產品型號的升降機或設備，便會安裝品質相若的升降機或設備。

備註：

1. 上表「1, 2, ...」代表提供於該住宅單位內的裝置數量。
2. 上表「/」代表「不適用」。
3. 不設4樓、13樓及14樓。

Schedule and Location of Mechanical and Electrical Provisions of Residential Flats 住宅單位機電裝置及位置數量說明表																		
Location 位置	Description 描述	Tower 6 (2/F) 第6座 (2樓)																
		A1	A2	A3	A5	A6	A7	A8	B1	C1	C2	C3	C5	C6	D1	D2	D3	D5
Master Bedroom 主人睡房	Provision for Data Point 預留網絡位	1	1	1	1	1	1	1	1	1	1	1	1	/	1	1	1	1
	TV and FM Outlet 電視及電台插座	1	1	1	1	1	1	1	1	1	1	1	1	/	1	1	1	1
	13A Twin Socket Outlet 13 安培雙位電插座	2	2	2	2	2	2	2	2	2	2	2	2	/	2	2	2	2
	Double Pole Switch for A/C Indoor Unit 室內冷氣機開關掣	1	1	1	1	1	1	1	1	1	1	1	1	/	1	1	1	1
	Double Pole Switch for Thermo Ventilator 浴室寶開關掣	/	/	/	/	/	/	/	/	/	1	/	/	/	/	/	/	/
Bedroom 2 睡房2	Provision for Data Point 預留網絡位	/	/	/	/	/	/	1	1	1	/	/	/	/	1	1	1	1
	TV and FM Outlet 電視及電台插座	/	/	/	/	/	/	1	1	1	/	/	/	/	1	1	1	1
	13A Twin Socket Outlet 13 安培雙位電插座	/	/	/	/	/	/	2	2	2	/	/	/	/	2	2	2	2
	Double Pole Switch for A/C Indoor Unit 室內冷氣機開關掣	/	/	/	/	/	/	1	1	1	/	/	/	/	1	1	1	1
Bedroom 3 睡房3	Provision for Data Point 預留網絡位	/	/	/	/	/	/	1	/	1	/	/	/	/	/	/	/	/
	TV and FM Outlet 電視及電台插座	/	/	/	/	/	/	1	/	1	/	/	/	/	/	/	/	/
	13A Twin Socket Outlet 13 安培雙位電插座	/	/	/	/	/	/	2	/	2	/	/	/	/	/	/	/	/
	Double Pole Switch for A/C Indoor Unit 室內冷氣機開關掣	/	/	/	/	/	/	1	/	1	/	/	/	/	/	/	/	/

The Vendor hereby undertakes that if lifts or appliances of the specified brand name or model number as stated respectively in item 4(a) above and item 6 below are not installed in the Phase, lifts or appliances of comparable quality will be installed.

Notes:

1. “1, 2, ...” as shown in the above table denotes the quantity of such provision(s) provided in the residential unit.

2. The symbol “/” as shown in the above table denotes “Not applicable”.

3. 4/F, 13/F and 14/F are omitted.

賣方承諾，如期數中沒有安裝分別於上表第4(a)項及下表第6項指明的品牌名稱或產品型號的升降機或設備，便會安裝品質相若的升降機或設備。

備註：

1. 上表「1, 2, ...」代表提供於該住宅單位內的裝置數量。

2. 上表「/」代表「不適用」。

3. 不設4樓、13樓及14樓。

Schedule and Location of Mechanical and Electrical Provisions of Residential Flats 住宅單位機電裝置及位置數量說明表																		
Location 位置	Description 描述	Tower 6 (2/F) 第6座(2樓)																
		A1	A2	A3	A5	A6	A7	A8	B1	C1	C2	C3	C5	C6	D1	D2	D3	D5
Store 儲物室	13A Single Socket Outlet 13安培單位電插座	/	/	/	/	/	/	/	/	/	/	/	/	/	/	1	/	/
	Double Pole Switch for A/C Indoor Unit 室內冷氣機開關掣	/	/	/	/	/	/	/	/	/	/	/	/	/	/	1	/	/
Bathroom 浴室	13A Single Socket Outlet 13安培單位電插座	1	1	1	1	1	1	1	1	1	1	1	1	1	1	1	1	1
	Fused Spur Unit for Mirror Cabinet Lighting 鏡櫃燈接線蘇	1	1	1	1	1	1	1	1	1	1	1	1	1	1	1	1	1
	Connection Unit for Thermo Ventilator 浴室寶接線位	1	1	1	1	1	1	1	1	1	1	1	1	1	1	1	1	1
	Fused Spur Unit for Exhaust Air Fan 抽氣扇接線蘇	/	/	/	/	/	/	1	/	1	/	/	/	/	/	/	/	/
	Isolator for Electric Water Heater 電熱水爐刀掣	1	1	1	1	1	1	/	1	1	1	1	1	1	/	/	/	1
	Heater Remote Controller (Electric) 電熱水爐控制器	1	1	1	1	1	1	/	1	1	1	1	1	1	/	/	/	1
	Water Heater Remote Controller (Gas) 煤氣熱水爐控制器	/	/	/	/	/	/	1	/	/	/	/	/	/	1	1	1	/
Open Kitchen 開放式廚房	13A Twin Socket Outlet 13安培雙位電插座	1	1	1	1	1	1	/	1	1	1	1	1	1	/	/	/	1
	Fused Spur Unit for Kitchen Cabinet Lighting 廚櫃燈接線蘇	1	1	1	1	1	1	/	1	1	1	1	1	1	/	/	/	1
	Connection Unit for Induction Hob 電磁爐接線位	1	1	1	1	1	1	/	1	1	1	1	1	1	/	/	/	1
	Double Pole Switch (Induction Hob) 開關掣(電磁爐)	1	1	1	1	1	1	/	1	1	1	1	1	1	/	/	/	1

The Vendor hereby undertakes that if lifts or appliances of the specified brand name or model number as stated respectively in item 4(a) above and item 6 below are not installed in the Phase, lifts or appliances of comparable quality will be installed.

Notes:

- 1. “1, 2, ...” as shown in the above table denotes the quantity of such provision(s) provided in the residential unit.
- 2. The symbol “/” as shown in the above table denotes “Not applicable”.
- 3. 4/F, 13/F and 14/F are omitted.

賣方承諾，如期數中沒有安裝分別於上表第4(a)項及下表第6項指明的品牌名稱或產品型號的升降機或設備，便會安裝品質相若的升降機或設備。

備註：

- 1. 上表「1, 2, ...」代表提供於該住宅單位內的裝置數量。
- 2. 上表「/」代表「不適用」。
- 3. 不設4樓、13樓及14樓。

Schedule and Location of Mechanical and Electrical Provisions of Residential Flats 住宅單位機電裝置及位置數量說明表																		
Location 位置	Description 描述	Tower 6 (2/F) 第6座(2樓)																
		A1	A2	A3	A5	A6	A7	A8	B1	C1	C2	C3	C5	C6	D1	D2	D3	D5
Open Kitchen 開放式廚房	Connection Unit for Combi Steam Oven 蒸焗爐接線位	1	1	1	1	1	1	/	1	1	/	1	1	/	/	/	/	/
	Double Pole Switch (Combi Steam Oven) 開關掣 (蒸焗爐)	1	1	1	1	1	1	/	1	1	1	1	1	1	/	/	/	1
	Socket Outlet for Cooker Hood 抽油煙機電插座	1	1	1	1	1	1	/	1	1	1	1	1	1	/	/	/	1
	Twin Socket Outlet for Washer Dryer & Water Tap 洗衣乾衣機及水龍頭雙位電插座	1	1	1	1	1	1	/	1	1	1	1	1	1	/	/	/	1
	Washer Dryer Connection Point (Water Inlet & Outlet) 洗衣乾衣機接駁點 (來水及去水)	1	1	1	1	1	1	/	1	1	1	1	1	1	/	/	/	1
	Socket Outlet for Refrigerator 雪櫃電插座	1	1	1	1	1	1	/	/	1	/	1	1	/	/	/	/	/
Kitchen 廚房	13A Twin Socket Outlet 13 安培雙位電插座	/	/	/	/	/	/	1	/	/	/	/	/	/	1	1	1	/
	Fused Spur Unit for Kitchen Cabinet Lighting 廚櫃燈接線蘇	/	/	/	/	/	/	1	/	/	/	/	/	/	1	1	1	/
	Connection Unit for Combi Steam Oven 蒸焗爐接線位	/	/	/	/	/	/	1	/	/	/	/	/	/	1	1	1	/
	Double Pole Switch (Combi Steam Oven) 開關掣 (蒸焗爐)	/	/	/	/	/	/	1	/	/	/	/	/	/	1	1	1	/
	Socket Outlet for Water Tap 水龍頭電插座	/	/	/	/	/	/	1	/	/	/	/	/	/	1	1	1	/
	Socket Outlet for Cooker Hood 抽油煙機電插座	/	/	/	/	/	/	1	/	/	/	/	/	/	1	1	1	/

The Vendor hereby undertakes that if lifts or appliances of the specified brand name or model number as stated respectively in item 4(a) above and item 6 below are not installed in the Phase, lifts or appliances of comparable quality will be installed.

Notes:

1. “1, 2, ...” as shown in the above table denotes the quantity of such provision(s) provided in the residential unit.
2. The symbol “/” as shown in the above table denotes “Not applicable”.
3. 4/F, 13/F and 14/F are omitted.

賣方承諾，如期數中沒有安裝分別於上表第4(a)項及下表第6項指明的品牌名稱或產品型號的升降機或設備，便會安裝品質相若的升降機或設備。

備註：

1. 上表「1, 2, ...」代表提供於該住宅單位內的裝置數量。
2. 上表「/」代表「不適用」。
3. 不設4樓、13樓及14樓。

Schedule and Location of Mechanical and Electrical Provisions of Residential Flats 住宅單位機電裝置及位置數量說明表																		
Location 位置	Description 描述	Tower 6 (2/F) 第6座(2樓)																
		A1	A2	A3	A5	A6	A7	A8	B1	C1	C2	C3	C5	C6	D1	D2	D3	D5
Kitchen 廚房	Socket Outlet for Washer Dryer 洗衣乾衣機電插座	/	/	/	/	/	/	1	/	/	/	/	/	/	1	1	1	/
	Washer Dryer Connection Point (Water Inlet & Outlet) 洗衣乾衣機接駁點(來水及去水)	/	/	/	/	/	/	1	/	/	/	/	/	/	1	1	1	/
	Socket Outlet for Refrigerator 雪櫃電插座	/	/	/	/	/	/	1	/	/	/	/	/	/	1	1	1	/
	Fused Spur Unit for Exhaust Air Fan 抽氣扇接線蘇	/	/	/	/	/	/	1	/	/	/	/	/	/	1	1	1	/
	Fused Spur Unit (Town Gas Water Heater) 接線蘇(煤氣熱水爐)	/	/	/	/	/	/	1	/	/	/	/	/	/	1	1	1	/
	Fused Spur Unit (Gas Hob) 接線蘇(煤氣煮食爐)	/	/	/	/	/	/	1	/	/	/	/	/	/	1	1	1	/
A/C Platform 空調機平台	Isolator Switch (Air Conditioner outdoor unit) 開關掣(冷氣室外機)	1	1	1	1	1	1	2	1	2	1	1	1	1	1	1	1	1

The Vendor hereby undertakes that if lifts or appliances of the specified brand name or model number as stated respectively in item 4(a) above and item 6 below are not installed in the Phase, lifts or appliances of comparable quality will be installed.

Notes:

1. “1, 2, ...” as shown in the above table denotes the quantity of such provision(s) provided in the residential unit.
2. The symbol “/” as shown in the above table denotes “Not applicable”.
3. 4/F, 13/F and 14/F are omitted.

賣方承諾，如期數中沒有安裝分別於上表第4(a)項及下表第6項指明的品牌名稱或產品型號的升降機或設備，便會安裝品質相若的升降機或設備。

備註：

1. 上表「1, 2, ...」代表提供於該住宅單位內的裝置數量。
2. 上表「/」代表「不適用」。
3. 不設4樓、13樓及14樓。

Schedule and Location of Mechanical and Electrical Provisions of Residential Flats 住宅單位機電裝置及位置數量說明表																						
Location 位置	Description 描述	Tower 6 (3/F, 5/F – 12/F) 第6座 (3樓、5樓至12樓)																				
		A1	A2	A3	A5	A6	A7	A8	B1	B2	B3	B5	C1	C2	C3	C5	C6	C7	D1	D2	D3	D5
Living Room and Dining Room 客廳及飯廳	Telephone Outlet 電話插座	1	1	1	1	1	1	1	1	1	1	1	1	1	1	1	1	1	1	1	1	1
	Provision for Data Point 預留網絡位	1	1	1	1	1	1	2	2	2	2	2	2	1	1	1	1	1	2	2	2	2
	TV and FM Outlet 電視及電台插座	1	1	1	1	1	1	2	2	2	2	2	2	1	1	1	1	1	2	2	2	2
	13A Twin Socket Outlet 13安培雙位電插座	3	3	3	3	3	3	3	3	3	3	3	3	3	3	3	3	3	3	3	3	3
	Fused Spur Unit for Shoe Cabinet Lighting 鞋櫃燈接線蘇	/	/	/	/	/	/	1	/	/	/	/	1	/	/	/	/	/	/	/	/	/
	Double Pole Switch for A/C Indoor Unit 室內冷氣機開關掣	1	2	2	2	2	1	1	1	1	1	1	1	1	1	1	1	1	1	1	1	1
	Distribution Board (Single Phase) 配電箱 (單相)	/	/	/	/	/	/	/	1	/	1	/	/	/	/	/	/	/	1	1	1	/
	Distribution Board (Three Phase) 配電箱 (三相)	1	1	1	1	1	1	1	/	1	/	1	1	1	1	1	1	1	/	/	/	1
	Double Pole Switch for Thermo Ventilator 浴室寶開關掣	1	1	1	1	1	1	1	1	1	1	1	1	/	1	1	1	1	1	1	1	1
	Double Pole Switch for exhaust fan 抽氣扇開關掣	/	/	/	/	/	/	2	1	/	1	/	1	/	/	/	/	/	1	1	1	/
	Socket Outlet for Refrigerator 雪櫃電插座	/	/	/	/	/	/	/	/	1	/	1	/	1	/	/	/	1	/	/	/	1
	Connection Unit for Combi Steam Oven 蒸焗爐接線位	/	/	/	/	/	/	/	/	1	/	/	/	1	/	/	/	1	/	/	/	1

The Vendor hereby undertakes that if lifts or appliances of the specified brand name or model number as stated respectively in item 4(a) above and item 6 below are not installed in the Phase, lifts or appliances of comparable quality will be installed.

Notes:

1. “1, 2, ...” as shown in the above table denotes the quantity of such provision(s) provided in the residential unit.
2. The symbol “/” as shown in the above table denotes “Not applicable”.
3. 4/F, 13/F and 14/F are omitted.

賣方承諾，如期數中沒有安裝分別於上表第4(a)項及下表第6項指明的品牌名稱或產品型號的升降機或設備，便會安裝品質相若的升降機或設備。

備註：

1. 上表「1, 2, ...」代表提供於該住宅單位內的裝置數量。
2. 上表「/」代表「不適用」。
3. 不設4樓、13樓及14樓。

Schedule and Location of Mechanical and Electrical Provisions of Residential Flats 住宅單位機電裝置及位置數量說明表																						
Location 位置	Description 描述	Tower 6 (3/F, 5/F – 12/F) 第6座(3樓、5樓至12樓)																				
		A1	A2	A3	A5	A6	A7	A8	B1	B2	B3	B5	C1	C2	C3	C5	C6	C7	D1	D2	D3	D5
Master Bedroom 主人睡房	Provision for Data Point 預留網絡位	1	1	1	1	1	1	1	1	1	1	1	1	1	1	1	1	/	1	1	1	1
	TV and FM Outlet 電視及電台插座	1	1	1	1	1	1	1	1	1	1	1	1	1	1	1	1	/	1	1	1	1
	13A Twin Socket Outlet 13 安培雙位電插座	2	2	2	2	2	2	2	2	2	2	2	2	2	2	2	2	/	2	2	2	2
	Double Pole Switch for A/C Indoor Unit 室內冷氣機開關掣	1	1	1	1	1	1	1	1	1	1	1	1	1	1	1	1	/	1	1	1	1
	Double Pole Switch for Thermo Ventilator 浴室寶開關掣	/	/	/	/	/	/	/	/	/	/	/	/	1	/	/	/	/	/	/	/	/
Bedroom 2 睡房2	Provision for Data Point 預留網絡位	/	/	/	/	/	/	1	1	1	1	1	1	/	/	/	/	/	1	1	1	1
	TV and FM Outlet 電視及電台插座	/	/	/	/	/	/	1	1	1	1	1	1	/	/	/	/	/	1	1	1	1
	13A Twin Socket Outlet 13 安培雙位電插座	/	/	/	/	/	/	2	2	2	2	2	2	/	/	/	/	/	2	2	2	2
	Double Pole Switch for A/C Indoor Unit 室內冷氣機開關掣	/	/	/	/	/	/	1	1	1	1	1	1	/	/	/	/	/	1	1	1	1
Bedroom 3 睡房3	Provision for Data Point 預留網絡位	/	/	/	/	/	/	1	/	/	/	/	1	/	/	/	/	/	/	/	/	/
	TV and FM Outlet 電視及電台插座	/	/	/	/	/	/	1	/	/	/	/	1	/	/	/	/	/	/	/	/	/
	13A Twin Socket Outlet 13 安培雙位電插座	/	/	/	/	/	/	2	/	/	/	/	2	/	/	/	/	/	/	/	/	/
	Double Pole Switch for A/C Indoor Unit 室內冷氣機開關掣	/	/	/	/	/	/	1	/	/	/	/	1	/	/	/	/	/	/	/	/	/

The Vendor hereby undertakes that if lifts or appliances of the specified brand name or model number as stated respectively in item 4(a) above and item 6 below are not installed in the Phase, lifts or appliances of comparable quality will be installed.

Notes:

- 1. “1, 2, ...” as shown in the above table denotes the quantity of such provision(s) provided in the residential unit.
- 2. The symbol “/” as shown in the above table denotes “Not applicable”.
- 3. 4/F, 13/F and 14/F are omitted.

賣方承諾，如期數中沒有安裝分別於上表第4(a)項及下表第6項指明的品牌名稱或產品型號的升降機或設備，便會安裝品質相若的升降機或設備。

備註：

- 1. 上表「1, 2, ...」代表提供於該住宅單位內的裝置數量。
- 2. 上表「/」代表「不適用」。
- 3. 不設4樓、13樓及14樓。

Schedule and Location of Mechanical and Electrical Provisions of Residential Flats 住宅單位機電裝置及位置數量說明表																						
Location 位置	Description 描述	Tower 6 (3/F, 5/F – 12/F) 第6座 (3樓、5樓至12樓)																				
		A1	A2	A3	A5	A6	A7	A8	B1	B2	B3	B5	C1	C2	C3	C5	C6	C7	D1	D2	D3	D5
Store 儲物室	13A Single Socket Outlet 13安培單位電插座	/	/	/	/	/	/	/	/	/	/	/	/	/	/	/	/	/	/	1	/	/
	Double Pole Switch for A/C Indoor Unit 室內冷氣機開關掣	/	/	/	/	/	/	/	/	/	/	/	/	/	/	/	/	/	/	1	/	/
Bathroom 浴室	13A Single Socket Outlet 13安培單位電插座	1	1	1	1	1	1	1	1	1	1	1	1	1	1	1	1	1	1	1	1	1
	Fused Spur Unit for Mirror Cabinet Lighting 鏡櫃燈接線蘇	1	1	1	1	1	1	1	1	1	1	1	1	1	1	1	1	1	1	1	1	1
	Connection Unit for Thermo Ventilator 浴室寶接線位	1	1	1	1	1	1	1	1	1	1	1	1	1	1	1	1	1	1	1	1	1
	Fused Spur Unit for Exhaust Air Fan 抽氣扇接線蘇	/	/	/	/	/	/	1	/	/	/	/	1	/	/	/	/	/	/	/	/	/
	Isolator for Electric Water Heater 電熱水爐刀掣	1	1	1	1	1	1	/	/	1	/	1	1	1	1	1	1	1	/	/	/	1
	Heater Remote Controller (Electric) 電熱水爐控制器	1	1	1	1	1	1	/	/	1	/	1	1	1	1	1	1	1	/	/	/	1
	Water Heater Remote Controller (Gas) 煤氣熱水爐控制器	/	/	/	/	/	/	1	1	/	1	/	/	/	/	/	/	/	1	1	1	/
Open Kitchen 開放式廚房	13A Twin Socket Outlet 13安培雙位電插座	1	1	1	1	1	1	/	/	1	/	1	1	1	1	1	1	1	/	/	/	1
	Fused Spur Unit for Kitchen Cabinet Lighting 廚櫃燈接線蘇	1	1	1	1	1	1	/	/	1	/	1	1	1	1	1	1	1	/	/	/	1
	Connection Unit for Induction Hob 電磁爐接線位	1	1	1	1	1	1	/	/	1	/	1	1	1	1	1	1	1	/	/	/	1
	Double Pole Switch (Induction Hob) 開關掣 (電磁爐)	1	1	1	1	1	1	/	/	1	/	1	1	1	1	1	1	1	/	/	/	1

The Vendor hereby undertakes that if lifts or appliances of the specified brand name or model number as stated respectively in item 4(a) above and item 6 below are not installed in the Phase, lifts or appliances of comparable quality will be installed.

Notes:

- 1. “1, 2, ...” as shown in the above table denotes the quantity of such provision(s) provided in the residential unit.
- 2. The symbol “/” as shown in the above table denotes “Not applicable”.
- 3. 4/F, 13/F and 14/F are omitted.

賣方承諾，如期數中沒有安裝分別於上表第4(a)項及下表第6項指明的品牌名稱或產品型號的升降機或設備，便會安裝品質相若的升降機或設備。

備註：

- 1. 上表「1, 2, ...」代表提供於該住宅單位內的裝置數量。
- 2. 上表「/」代表「不適用」。
- 3. 不設4樓、13樓及14樓。

Schedule and Location of Mechanical and Electrical Provisions of Residential Flats 住宅單位機電裝置及位置數量說明表																						
Location 位置	Description 描述	Tower 6 (3/F, 5/F – 12/F) 第6座 (3樓、5樓至12樓)																				
		A1	A2	A3	A5	A6	A7	A8	B1	B2	B3	B5	C1	C2	C3	C5	C6	C7	D1	D2	D3	D5
Open Kitchen 開放式廚房	Connection Unit for Combi Steam Oven 蒸焗爐接線位	1	1	1	1	1	1	/	/	/	/	1	1	/	1	1	1	/	/	/	/	/
	Double Pole Switch (Combi Steam Oven 開關掣 (蒸焗爐)	1	1	1	1	1	1	/	/	1	/	1	1	1	1	1	1	1	/	/	/	1
	Socket Outlet for Cooker Hood 抽油煙機電插座	1	1	1	1	1	1	/	/	1	/	1	1	1	1	1	1	1	/	/	/	1
	Twin Socket Outlet for Washer Dryer & Water Tap 洗衣乾衣機及水龍頭雙位電插座	1	1	1	1	1	1	/	/	1	/	1	1	1	1	1	1	1	/	/	/	1
	Washer Dryer Connection Point (Water Inlet & Outlet) 洗衣乾衣機接駁點 (來水及去水)	1	1	1	1	1	1	/	/	1	/	1	1	1	1	1	1	1	/	/	/	1
	Socket Outlet for Refrigerator 雪櫃電插座	1	1	1	1	1	1	/	/	/	/	/	1	/	1	1	1	/	/	/	/	/
Kitchen 廚房	13A Twin Socket Outlet 13 安培雙位電插座	/	/	/	/	/	/	1	1	/	1	/	/	/	/	/	/	/	1	1	1	/
	Fused Spur Unit for Kitchen Cabinet Lighting 廚櫃燈接線蘇	/	/	/	/	/	/	1	1	/	1	/	/	/	/	/	/	/	1	1	1	/
	Connection Unit for Combi Steam Oven 蒸焗爐接線位	/	/	/	/	/	/	1	1	/	1	/	/	/	/	/	/	/	1	1	1	/
	Double Pole Switch (Combi Steam Oven) 開關掣 (蒸焗爐)	/	/	/	/	/	/	1	1	/	1	/	/	/	/	/	/	/	1	1	1	/
	Socket Outlet for Water Tap 水龍頭電插座	/	/	/	/	/	/	1	1	/	1	/	/	/	/	/	/	/	1	1	1	/
	Socket Outlet for Cooker Hood 抽油煙機電插座	/	/	/	/	/	/	1	1	/	1	/	/	/	/	/	/	/	1	1	1	/
	Socket Outlet for Washer Dryer 洗衣乾衣機電插座	/	/	/	/	/	/	1	1	/	1	/	/	/	/	/	/	/	1	1	1	/

The Vendor hereby undertakes that if lifts or appliances of the specified brand name or model number as stated respectively in item 4(a) above and item 6 below are not installed in the Phase, lifts or appliances of comparable quality will be installed.

Notes:

- 1. “1, 2, ...” as shown in the above table denotes the quantity of such provision(s) provided in the residential unit.
- 2. The symbol “/” as shown in the above table denotes “Not applicable”.
- 3. 4/F, 13/F and 14/F are omitted.

賣方承諾，如期數中沒有安裝分別於上表第4(a)項及下表第6項指明的品牌名稱或產品型號的升降機或設備，便會安裝品質相若的升降機或設備。

備註：

- 1. 上表「1, 2, ...」代表提供於該住宅單位內的裝置數量。
- 2. 上表「/」代表「不適用」。
- 3. 不設4樓、13樓及14樓。

Schedule and Location of Mechanical and Electrical Provisions of Residential Flats 住宅單位機電裝置及位置數量說明表																						
Location 位置	Description 描述	Tower 6 (3/F, 5/F – 12/F) 第6座 (3樓、5樓至12樓)																				
		A1	A2	A3	A5	A6	A7	A8	B1	B2	B3	B5	C1	C2	C3	C5	C6	C7	D1	D2	D3	D5
Kitchen 廚房	Washer Dryer Connection Point (Water Inlet & Outlet) 洗衣乾衣機接駁點 (來水及去水)	/	/	/	/	/	/	1	1	/	1	/	/	/	/	/	/	/	1	1	1	/
	Socket Outlet for Refrigerator 雪櫃電插座	/	/	/	/	/	/	1	1	/	1	/	/	/	/	/	/	/	1	1	1	/
	Fused Spur Unit for Exhaust Air Fan 抽氣扇接線蘇	/	/	/	/	/	/	1	1	/	1	/	/	/	/	/	/	/	1	1	1	/
	Fused Spur Unit (Town Gas Water Heater) 接線蘇 (煤氣熱水爐)	/	/	/	/	/	/	1	1	/	1	/	/	/	/	/	/	/	1	1	1	/
	Fused Spur Unit (Gas Hob) 接線蘇 (煤氣煮食爐)	/	/	/	/	/	/	1	1	/	1	/	/	/	/	/	/	/	1	1	1	/
A/C Platform 空調機平台	Isolator Switch (Air Conditioner outdoor unit) 開關掣 (冷氣室外機)	1	1	1	1	1	1	2	1	1	1	1	2	1	1	1	1	1	1	1	1	1

The Vendor hereby undertakes that if lifts or appliances of the specified brand name or model number as stated respectively in item 4(a) above and item 6 below are not installed in the Phase, lifts or appliances of comparable quality will be installed.

Notes:

1. “1, 2, ...” as shown in the above table denotes the quantity of such provision(s) provided in the residential unit.
2. The symbol “/” as shown in the above table denotes “Not applicable”.
3. 4/F, 13/F and 14/F are omitted.

賣方承諾，如期數中沒有安裝分別於上表第4(a)項及下表第6項指明的品牌名稱或產品型號的升降機或設備，便會安裝品質相若的升降機或設備。

備註：

1. 上表「1, 2, ...」代表提供於該住宅單位內的裝置數量。
2. 上表「/」代表「不適用」。
3. 不設4樓、13樓及14樓。

Schedule and Location of Mechanical and Electrical Provisions of Residential Flats 住宅單位機電裝置及位置數量說明表																					
Location 位置	Description 描述	Tower 6 (15/F) 第6座 (15樓)																			
		A1	A2	A3	A5	A6	A7	B1	B2	B3	B5	C1	C2	C3	C5	C6	C7	D1	D2	D3	D5
Living Room and Dining Room 客廳及飯廳	Telephone Outlet 電話插座	1	1	1	1	1	1	1	1	1	1	1	1	1	1	1	1	1	1	1	1
	Provision for Data Point 預留網絡位	1	1	1	1	1	1	2	2	2	2	2	1	1	1	1	1	2	2	2	2
	TV and FM Outlet 電視及電台插座	1	1	1	1	1	1	2	2	2	2	2	1	1	1	1	1	2	2	2	2
	13A Twin Socket Outlet 13安培雙位電插座	3	3	3	3	3	3	3	3	3	3	3	3	3	3	3	3	3	3	3	3
	Fused Spur Unit for Shoe Cabinet Lighting 鞋櫃燈接線蘇	/	/	/	/	/	/	/	/	/	/	1	/	/	/	/	/	/	/	/	/
	Double Pole Switch for A/C Indoor Unit 室內冷氣機開關掣	1	2	2	2	2	1	1	1	1	1	1	1	1	1	1	1	1	1	1	1
	Distribution Board (Single Phase) 配電箱 (單相)	/	/	/	/	/	/	1	/	1	/	/	/	/	/	/	/	1	1	1	/
	Distribution Board (Three Phase) 配電箱 (三相)	1	1	1	1	1	1	/	1	/	1	1	1	1	1	1	1	/	/	/	1
	Double Pole Switch for Thermo Ventilator 浴室寶開關掣	1	1	1	1	1	1	1	1	1	1	1	/	1	1	1	1	1	1	1	1
	Double Pole Switch for exhaust fan 抽氣扇開關掣	/	/	/	/	/	/	1	/	1	/	1	/	/	/	/	/	1	1	1	/
	Socket Outlet for Refrigerator 雪櫃電插座	/	/	/	/	/	/	/	1	/	1	/	1	/	/	/	1	/	/	/	1
	Connection Unit for Combi Steam Oven 蒸焗爐接線位	/	/	/	/	/	/	/	1	/	/	/	1	/	/	/	1	/	/	/	1

The Vendor hereby undertakes that if lifts or appliances of the specified brand name or model number as stated respectively in item 4(a) above and item 6 below are not installed in the Phase, lifts or appliances of comparable quality will be installed.

Notes:

1. “1, 2, ...” as shown in the above table denotes the quantity of such provision(s) provided in the residential unit.
2. The symbol “/” as shown in the above table denotes “Not applicable”.
3. 4/F, 13/F and 14/F are omitted.

賣方承諾，如期數中沒有安裝分別於上表第4(a)項及下表第6項指明的品牌名稱或產品型號的升降機或設備，便會安裝品質相若的升降機或設備。

備註：

1. 上表「1, 2, ...」代表提供於該住宅單位內的裝置數量。
2. 上表「/」代表「不適用」。
3. 不設4樓、13樓及14樓。

Schedule and Location of Mechanical and Electrical Provisions of Residential Flats 住宅單位機電裝置及位置數量說明表																					
Location 位置	Description 描述	Tower 6 (15/F) 第6座 (15樓)																			
		A1	A2	A3	A5	A6	A7	B1	B2	B3	B5	C1	C2	C3	C5	C6	C7	D1	D2	D3	D5
Master Bedroom 主人睡房	Provision for Data Point 預留網絡位	1	1	1	1	1	1	1	1	1	1	1	1	1	1	1	/	1	1	1	1
	TV and FM Outlet 電視及電台插座	1	1	1	1	1	1	1	1	1	1	1	1	1	1	1	/	1	1	1	1
	13A Twin Socket Outlet 13 安培雙位電插座	2	2	2	2	2	2	2	2	2	2	2	2	2	2	2	/	2	2	2	2
	Double Pole Switch for A/C Indoor Unit 室內冷氣機開關掣	1	1	1	1	1	1	1	1	1	1	1	1	1	1	1	/	1	1	1	1
	Double Pole Switch for Thermo Ventilator 浴室寶開關掣	/	/	/	/	/	/	/	/	/	/	/	1	/	/	/	/	/	/	/	/
Bedroom 2 睡房2	Provision for Data Point 預留網絡位	/	/	/	/	/	/	1	1	1	1	1	/	/	/	/	/	1	1	1	1
	TV and FM Outlet 電視及電台插座	/	/	/	/	/	/	1	1	1	1	1	/	/	/	/	/	1	1	1	1
	13A Twin Socket Outlet 13 安培雙位電插座	/	/	/	/	/	/	2	2	2	2	2	/	/	/	/	/	2	2	2	2
	Double Pole Switch for A/C Indoor Unit 室內冷氣機開關掣	/	/	/	/	/	/	1	1	1	1	1	/	/	/	/	/	1	1	1	1
Bedroom 3 睡房3	Provision for Data Point 預留網絡位	/	/	/	/	/	/	/	/	/	/	1	/	/	/	/	/	/	/	/	/
	TV and FM Outlet 電視及電台插座	/	/	/	/	/	/	/	/	/	/	1	/	/	/	/	/	/	/	/	/
	13A Twin Socket Outlet 13 安培雙位電插座	/	/	/	/	/	/	/	/	/	/	2	/	/	/	/	/	/	/	/	/
	Double Pole Switch for A/C Indoor Unit 室內冷氣機開關掣	/	/	/	/	/	/	/	/	/	/	1	/	/	/	/	/	/	/	/	/

The Vendor hereby undertakes that if lifts or appliances of the specified brand name or model number as stated respectively in item 4(a) above and item 6 below are not installed in the Phase, lifts or appliances of comparable quality will be installed.

Notes:

1. “1, 2, ...” as shown in the above table denotes the quantity of such provision(s) provided in the residential unit.

2. The symbol “/” as shown in the above table denotes “Not applicable”.

3. 4/F, 13/F and 14/F are omitted.

賣方承諾，如期數中沒有安裝分別於上表第4(a)項及下表第6項指明的品牌名稱或產品型號的升降機或設備，便會安裝品質相若的升降機或設備。

備註：

1. 上表「1, 2, ...」代表提供於該住宅單位內的裝置數量。

2. 上表「/」代表「不適用」。

3. 不設4樓、13樓及14樓。

Schedule and Location of Mechanical and Electrical Provisions of Residential Flats 住宅單位機電裝置及位置數量說明表																					
Location 位置	Description 描述	Tower 6 (15/F) 第6座 (15樓)																			
		A1	A2	A3	A5	A6	A7	B1	B2	B3	B5	C1	C2	C3	C5	C6	C7	D1	D2	D3	D5
Store 儲物室	13A Single Socket Outlet 13 安培單位電插座	/	/	/	/	/	/	/	/	/	/	/	/	/	/	/	/	/	1	/	/
	Double Pole Switch for A/C Indoor Unit 室內冷氣機開關掣	/	/	/	/	/	/	/	/	/	/	/	/	/	/	/	/	/	1	/	/
Bathroom 浴室	13A Single Socket Outlet 13 安培單位電插座	1	1	1	1	1	1	1	1	1	1	1	1	1	1	1	1	1	1	1	1
	Fused Spur Unit for Mirror Cabinet Lighting 鏡櫃燈接線蘇	1	1	1	1	1	1	1	1	1	1	1	1	1	1	1	1	1	1	1	1
	Connection Unit for Thermo Ventilator 浴室寶接線位	1	1	1	1	1	1	1	1	1	1	1	1	1	1	1	1	1	1	1	1
	Fused Spur Unit for Exhaust Air Fan 抽氣扇接線蘇	/	/	/	/	/	/	/	/	/	/	1	/	/	/	/	/	/	/	/	/
	Isolator for Electric Water Heater 電熱水爐刀掣	1	1	1	1	1	1	/	1	/	1	1	1	1	1	1	1	/	/	/	1
	Heater Remote Controller (Electric) 電熱水爐控制器	1	1	1	1	1	1	/	1	/	1	1	1	1	1	1	1	/	/	/	1
	Water Heater Remote Controller (Gas) 煤氣熱水爐控制器	/	/	/	/	/	/	1	/	1	/	/	/	/	/	/	/	1	1	1	/
Open Kitchen 開放式廚房	13A Twin Socket Outlet 13 安培雙位電插座	1	1	1	1	1	1	/	1	/	1	1	1	1	1	1	1	/	/	/	1
	Fused Spur Unit for Kitchen Cabinet Lighting 廚櫃燈接線蘇	1	1	1	1	1	1	/	1	/	1	1	1	1	1	1	1	/	/	/	1
	Connection Unit for Induction Hob 電磁爐接線位	1	1	1	1	1	1	/	1	/	1	1	1	1	1	1	1	/	/	/	1
	Double Pole Switch (Induction Hob) 開關掣 (電磁爐)	1	1	1	1	1	1	/	1	/	1	1	1	1	1	1	1	/	/	/	1

The Vendor hereby undertakes that if lifts or appliances of the specified brand name or model number as stated respectively in item 4(a) above and item 6 below are not installed in the Phase, lifts or appliances of comparable quality will be installed.

Notes:

- 1. “1, 2, ...” as shown in the above table denotes the quantity of such provision(s) provided in the residential unit.
- 2. The symbol “/” as shown in the above table denotes “Not applicable”.
- 3. 4/F, 13/F and 14/F are omitted.

賣方承諾，如期數中沒有安裝分別於上表第4(a)項及下表第6項指明的品牌名稱或產品型號的升降機或設備，便會安裝品質相若的升降機或設備。

備註：

- 1. 上表「1, 2, ...」代表提供於該住宅單位內的裝置數量。
- 2. 上表「/」代表「不適用」。
- 3. 不設4樓、13樓及14樓。

Schedule and Location of Mechanical and Electrical Provisions of Residential Flats 住宅單位機電裝置及位置數量說明表																					
Location 位置	Description 描述	Tower 6 (15/F) 第6座 (15樓)																			
		A1	A2	A3	A5	A6	A7	B1	B2	B3	B5	C1	C2	C3	C5	C6	C7	D1	D2	D3	D5
Open Kitchen 開放式廚房	Connection Unit for Combi Steam Oven 蒸焗爐接線位	1	1	1	1	1	1	/	/	/	1	1	/	1	1	1	/	/	/	/	/
	Double Pole Switch (Combi Steam Oven) 開關掣 (蒸焗爐)	1	1	1	1	1	1	/	1	/	1	1	1	1	1	1	1	/	/	/	1
	Socket Outlet for Cooker Hood 抽油煙機電插座	1	1	1	1	1	1	/	1	/	1	1	1	1	1	1	1	/	/	/	1
	Twin Socket Outlet for Washer Dryer & Water Tap 洗衣乾衣機及水龍頭雙位電插座	1	1	1	1	1	1	/	1	/	1	1	1	1	1	1	1	/	/	/	1
	Washer Dryer Connection Point (Water Inlet & Outlet) 洗衣乾衣機接駁點 (來水及去水)	1	1	1	1	1	1	/	1	/	1	1	1	1	1	1	1	/	/	/	1
	Socket Outlet for Refrigerator 雪櫃電插座	1	1	1	1	1	1	/	/	/	/	1	/	1	1	1	/	/	/	/	/
Kitchen 廚房	13A Twin Socket Outlet 13 安培雙位電插座	/	/	/	/	/	/	1	/	1	/	/	/	/	/	/	/	1	1	1	/
	Fused Spur Unit for Kitchen Cabinet Lighting 廚櫃燈接線蘇	/	/	/	/	/	/	1	/	1	/	/	/	/	/	/	/	1	1	1	/
	Connection Unit for Combi Steam Oven 蒸焗爐接線位	/	/	/	/	/	/	1	/	1	/	/	/	/	/	/	/	1	1	1	/
	Double Pole Switch (Combi Steam Oven) 開關掣 (蒸焗爐)	/	/	/	/	/	/	1	/	1	/	/	/	/	/	/	/	1	1	1	/
	Socket Outlet for Water Tap 水龍頭電插座	/	/	/	/	/	/	1	/	1	/	/	/	/	/	/	/	1	1	1	/
	Socket Outlet for Cooker Hood 抽油煙機電插座	/	/	/	/	/	/	1	/	1	/	/	/	/	/	/	/	1	1	1	/
	Socket Outlet for Washer Dryer 洗衣乾衣機電插座	/	/	/	/	/	/	1	/	1	/	/	/	/	/	/	/	1	1	1	/

The Vendor hereby undertakes that if lifts or appliances of the specified brand name or model number as stated respectively in item 4(a) above and item 6 below are not installed in the Phase, lifts or appliances of comparable quality will be installed.

Notes:

1. “1, 2, ...” as shown in the above table denotes the quantity of such provision(s) provided in the residential unit.

2. The symbol “/” as shown in the above table denotes “Not applicable”.

3. 4/F, 13/F and 14/F are omitted.

賣方承諾，如期數中沒有安裝分別於上表第4(a)項及下表第6項指明的品牌名稱或產品型號的升降機或設備，便會安裝品質相若的升降機或設備。

備註：

1. 上表「1, 2, ...」代表提供於該住宅單位內的裝置數量。

2. 上表「/」代表「不適用」。

3. 不設4樓、13樓及14樓。

Schedule and Location of Mechanical and Electrical Provisions of Residential Flats 住宅單位機電裝置及位置數量說明表																					
Location 位置	Description 描述	Tower 6 (15/F) 第6座 (15樓)																			
		A1	A2	A3	A5	A6	A7	B1	B2	B3	B5	C1	C2	C3	C5	C6	C7	D1	D2	D3	D5
Kitchen 廚房	Washer Dryer Connection Point (Water Inlet & Outlet) 洗衣乾衣機接駁點 (來水及去水)	/	/	/	/	/	/	1	/	1	/	/	/	/	/	/	/	1	1	1	/
	Socket Outlet for Refrigerator 雪櫃電插座	/	/	/	/	/	/	1	/	1	/	/	/	/	/	/	/	1	1	1	/
	Fused Spur Unit for Exhaust Air Fan 抽氣扇接線蘇	/	/	/	/	/	/	1	/	1	/	/	/	/	/	/	/	1	1	1	/
	Fused Spur Unit (Town Gas Water Heater) 接線蘇 (煤氣熱水爐)	/	/	/	/	/	/	1	/	1	/	/	/	/	/	/	/	1	1	1	/
	Fused Spur Unit (Gas Hob) 接線蘇 (煤氣煮食爐)	/	/	/	/	/	/	1	/	1	/	/	/	/	/	/	/	1	1	1	/
A/C Platform 空調機平台	Isolator Switch (Air Conditioner outdoor unit) 開關掣 (冷氣室外機)	1	1	1	1	1	1	1	1	1	1	2	1	1	1	1	1	1	1	1	1

The Vendor hereby undertakes that if lifts or appliances of the specified brand name or model number as stated respectively in item 4(a) above and item 6 below are not installed in the Phase, lifts or appliances of comparable quality will be installed.

Notes:

1. “1, 2, ...” as shown in the above table denotes the quantity of such provision(s) provided in the residential unit.
2. The symbol “/” as shown in the above table denotes “Not applicable”.
3. 4/F, 13/F and 14/F are omitted.

賣方承諾，如期數中沒有安裝分別於上表第4(a)項及下表第6項指明的品牌名稱或產品型號的升降機或設備，便會安裝品質相若的升降機或設備。

備註：

1. 上表「1, 2, ...」代表提供於該住宅單位內的裝置數量。
2. 上表「/」代表「不適用」。
3. 不設4樓、13樓及14樓。

Schedule and Location of Mechanical and Electrical Provisions of Residential Flats 住宅單位機電裝置及位置數量說明表														
Location 位置	Description 描述	Tower 7 (1/F) 第7座 (1樓)												
		A1	A2	A3	A5	A6	A7	A8	A9	B1	B2	B3	B5	B6
Living Room and Dining Room 客廳及飯廳	Telephone Outlet 電話插座	1	1	1	1	1	1	1	1	1	1	1	1	1
	Provision for Data Point 預留網絡位	2	2	1	1	1	1	2	1	2	2	1	2	1
	TV and FM Outlet 電視及電台插座	2	2	1	1	1	1	2	1	2	2	1	2	1
	13A Twin Socket Outlet 13安培雙位電插座	3	3	3	3	3	3	3	3	3	3	3	3	3
	Fused Spur Unit for Shoe Cabinet Lighting 鞋櫃燈接線蘇	1	/	/	/	/	/	/	/	1	/	/	/	/
	Double Pole Switch for A/C Indoor Unit 室內冷氣機開關掣	1	1	1	1	1	1	1	1	1	1	1	1	1
	Distribution Board (Single Phase) 配電箱 (單相)	/	/	/	/	/	/	/	/	/	1	/	/	/
	Distribution Board (Three Phase) 配電箱 (三相)	1	1	1	1	1	1	1	1	1	/	1	1	1
	Double Pole Switch for Thermo Ventilator 浴室寶開關掣	/	1	/	1	1	1	1	/	/	1	/	1	1
	Double Pole Switch for exhaust fan 抽氣扇開關掣	2	/	/	/	/	/	/	/	2	1	/	/	/
	Socket Outlet for Refrigerator 雪櫃電插座	/	1	1	/	/	/	1	/	/	/	1	1	/
	Connection Unit for Combi Steam Oven 蒸焗爐接線位	/	/	1	/	/	/	/	/	/	/	1	1	/

The Vendor hereby undertakes that if lifts or appliances of the specified brand name or model number as stated respectively in item 4(a) above and item 6 below are not installed in the Phase, lifts or appliances of comparable quality will be installed.

Notes:

1. “1, 2, ...” as shown in the above table denotes the quantity of such provision(s) provided in the residential unit.
2. The symbol “/” as shown in the above table denotes “Not applicable”.
3. 4/F, 13/F and 14/F are omitted.

賣方承諾，如期數中沒有安裝分別於上表第4(a)項及下表第6項指明的品牌名稱或產品型號的升降機或設備，便會安裝品質相若的升降機或設備。

備註：

1. 上表「1, 2, ...」代表提供於該住宅單位內的裝置數量。
2. 上表「/」代表「不適用」。
3. 不設4樓、13樓及14樓。

Schedule and Location of Mechanical and Electrical Provisions of Residential Flats 住宅單位機電裝置及位置數量說明表														
Location 位置	Description 描述	Tower 7 (1/F) 第7座 (1樓)												
		A1	A2	A3	A5	A6	A7	A8	A9	B1	B2	B3	B5	B6
Master Bedroom 主人睡房	Provision for Data Point 預留網絡位	1	1	1	1	1	1	1	1	1	1	1	1	1
	TV and FM Outlet 電視及電台插座	1	1	1	1	1	1	1	1	1	1	1	1	1
	13A Twin Socket Outlet 13 安培雙位電插座	2	2	2	2	2	2	2	2	2	2	2	2	2
	Double Pole Switch for A/C Indoor Unit 室內冷氣機開關掣	1	1	1	1	1	1	1	1	1	1	1	1	1
	Double Pole Switch for Thermo Ventilator 浴室寶開關掣	1	/	1	/	/	/	/	1	1	/	1	/	/
Bedroom 2 睡房2	Provision for Data Point 預留網絡位	1	1	/	/	/	/	1	/	1	1	/	1	/
	TV and FM Outlet 電視及電台插座	1	1	/	/	/	/	1	/	1	1	/	1	/
	13A Twin Socket Outlet 13 安培雙位電插座	2	2	/	/	/	/	2	/	2	2	/	2	/
	Double Pole Switch for A/C Indoor Unit 室內冷氣機開關掣	1	1	/	/	/	/	1	/	1	1	/	1	/
Bedroom 3 睡房3	Provision for Data Point 預留網絡位	1	/	/	/	/	/	/	/	1	/	/	/	/
	TV and FM Outlet 電視及電台插座	1	/	/	/	/	/	/	/	1	/	/	/	/
	13A Twin Socket Outlet 13 安培雙位電插座	2	/	/	/	/	/	/	/	2	/	/	/	/
	Double Pole Switch for A/C Indoor Unit 室內冷氣機開關掣	1	/	/	/	/	/	/	/	1	/	/	/	/

The Vendor hereby undertakes that if lifts or appliances of the specified brand name or model number as stated respectively in item 4(a) above and item 6 below are not installed in the Phase, lifts or appliances of comparable quality will be installed.

Notes:

1. “1, 2, ...” as shown in the above table denotes the quantity of such provision(s) provided in the residential unit.
2. The symbol “/” as shown in the above table denotes “Not applicable”.
3. 4/F, 13/F and 14/F are omitted.

賣方承諾，如期數中沒有安裝分別於上表第4(a)項及下表第6項指明的品牌名稱或產品型號的升降機或設備，便會安裝品質相若的升降機或設備。

備註：

1. 上表「1, 2, ...」代表提供於該住宅單位內的裝置數量。
2. 上表「/」代表「不適用」。
3. 不設4樓、13樓及14樓。

Schedule and Location of Mechanical and Electrical Provisions of Residential Flats 住宅單位機電裝置及位置數量說明表														
Location 位置	Description 描述	Tower 7 (1/F) 第7座 (1樓)												
		A1	A2	A3	A5	A6	A7	A8	A9	B1	B2	B3	B5	B6
Master Bathroom 主人浴室	13A Single Socket Outlet 13安培單位電插座	1	/	/	/	/	/	/	/	1	/	/	/	/
	Fused Spur Unit for Mirror Cabinet Lighting 鏡櫃燈接線蘇	1	/	/	/	/	/	/	/	1	/	/	/	/
	Connection Unit for Thermo Ventilator 浴室寶接線位	1	/	/	/	/	/	/	/	1	/	/	/	/
	Water Heater Remote Controller (Gas) 煤氣熱水爐控制器	1	/	/	/	/	/	/	/	1	/	/	/	/
Bathroom 浴室	13A Single Socket Outlet 13安培單位電插座	/	1	1	1	1	1	1	1	/	1	1	1	1
	Fused Spur Unit for Mirror Cabinet Lighting 鏡櫃燈接線蘇	/	1	1	1	1	1	1	1	/	1	1	1	1
	Connection Unit for Thermo Ventilator 浴室寶接線位	/	1	1	1	1	1	1	1	/	1	1	1	1
	Isolator for Electric Water Heater 電熱水爐刀掣	/	1	1	1	1	1	1	1	/	/	1	1	1
	Heater Remote Controller (Electric) 電熱水爐控制器	/	1	1	1	1	1	1	1	/	/	1	1	1
	Water Heater Remote Controller (Gas) 煤氣熱水爐控制器	/	/	/	/	/	/	/	/	/	1	/	/	/
Bathroom 2 浴室2	13A Single Socket Outlet 13安培單位電插座	1	/	/	/	/	/	/	/	1	/	/	/	/
	Fused Spur Unit for Mirror Cabinet Lighting 鏡櫃燈接線蘇	1	/	/	/	/	/	/	/	1	/	/	/	/
	Fused Spur Unit for Exhaust Air Fan 抽氣扇接線蘇	1	/	/	/	/	/	/	/	1	/	/	/	/

The Vendor hereby undertakes that if lifts or appliances of the specified brand name or model number as stated respectively in item 4(a) above and item 6 below are not installed in the Phase, lifts or appliances of comparable quality will be installed.

Notes:

- 1. “1, 2, ...” as shown in the above table denotes the quantity of such provision(s) provided in the residential unit.
- 2. The symbol “/” as shown in the above table denotes “Not applicable”.
- 3. 4/F, 13/F and 14/F are omitted.

賣方承諾，如期數中沒有安裝分別於上表第4(a)項及下表第6項指明的品牌名稱或產品型號的升降機或設備，便會安裝品質相若的升降機或設備。

備註：

- 1. 上表「1, 2, ...」代表提供於該住宅單位內的裝置數量。
- 2. 上表「/」代表「不適用」。
- 3. 不設4樓、13樓及14樓。

Schedule and Location of Mechanical and Electrical Provisions of Residential Flats 住宅單位機電裝置及位置數量說明表														
Location 位置	Description 描述	Tower 7 (1/F) 第7座 (1樓)												
		A1	A2	A3	A5	A6	A7	A8	A9	B1	B2	B3	B5	B6
Bathroom 2 浴室2	Water Heater Remote Controller (Gas) 煤氣熱水爐控制器	1	/	/	/	/	/	/	/	1	/	/	/	/
Open Kitchen 開放式廚房	13A Twin Socket Outlet 13 安培雙位電插座	/	1	1	1	1	1	1	1	/	/	1	1	1
	Fused Spur Unit for Kitchen Cabinet Lighting 廚櫃燈接線蘇	/	1	1	1	1	1	1	1	/	/	1	1	1
	Connection Unit for Induction Hob 電磁爐接線位	/	1	1	1	1	1	1	1	/	/	1	1	1
	Double Pole Switch (Induction Hob) 開關掣 (電磁爐)	/	1	1	1	1	1	1	1	/	/	1	1	1
	Connection Unit for Combi Steam Oven 蒸焗爐接線位	/	1	/	1	1	1	1	1	/	/	/	/	1
	Double Pole Switch (Combi Steam Oven) 開關掣 (蒸焗爐)	/	1	1	1	1	1	1	1	/	/	1	1	1
	Socket Outlet for Cooker Hood 抽油煙機電插座	/	1	1	1	1	1	1	1	/	/	1	1	1
	Twin Socket Outlet for Washer Dryer & Water Tap 洗衣乾衣機及水龍頭雙位電插座	/	1	1	1	1	1	1	1	/	/	1	1	1
	Washer Dryer Connection Point (Water Inlet & Outlet) 洗衣乾衣機接駁點 (來水及去水)	/	1	1	1	1	1	1	1	/	/	1	1	1
	Socket Outlet for Refrigerator 雪櫃電插座	/	/	/	1	1	1	/	1	/	/	/	/	1
Kitchen 廚房	13A Twin Socket Outlet 13 安培雙位電插座	1	/	/	/	/	/	/	/	1	1	/	/	/
	Fused Spur Unit for Kitchen Cabinet Lighting 廚櫃燈接線蘇	1	/	/	/	/	/	/	/	1	1	/	/	/

The Vendor hereby undertakes that if lifts or appliances of the specified brand name or model number as stated respectively in item 4(a) above and item 6 below are not installed in the Phase, lifts or appliances of comparable quality will be installed.

Notes:

- “1, 2, ...” as shown in the above table denotes the quantity of such provision(s) provided in the residential unit.
- The symbol “/” as shown in the above table denotes “Not applicable”.
- 4/F, 13/F and 14/F are omitted.

賣方承諾，如期數中沒有安裝分別於上表第4(a)項及下表第6項指明的品牌名稱或產品型號的升降機或設備，便會安裝品質相若的升降機或設備。

備註：

- 上表「1, 2, ...」代表提供於該住宅單位內的裝置數量。
- 上表「/」代表「不適用」。
- 不設4樓、13樓及14樓。

Schedule and Location of Mechanical and Electrical Provisions of Residential Flats 住宅單位機電裝置及位置數量說明表														
Location 位置	Description 描述	Tower 7 (1/F) 第7座 (1樓)												
		A1	A2	A3	A5	A6	A7	A8	A9	B1	B2	B3	B5	B6
Kitchen 廚房	Connection Unit for Combi Steam Oven 蒸焗爐接線位	1	/	/	/	/	/	/	/	1	1	/	/	/
	Double Pole Switch (Combi Steam Oven) 開關掣 (蒸焗爐)	1	/	/	/	/	/	/	/	1	1	/	/	/
	Socket Outlet for Water Tap 水龍頭電插座	1	/	/	/	/	/	/	/	1	1	/	/	/
	Socket Outlet for Cooker Hood 抽油煙機電插座	1	/	/	/	/	/	/	/	1	1	/	/	/
	Socket Outlet for Washer Dryer 洗衣乾衣機電插座	1	/	/	/	/	/	/	/	1	1	/	/	/
	Washer Dryer Connection Point (Water Inlet & Outlet) 洗衣乾衣機接駁點 (來水及去水)	1	/	/	/	/	/	/	/	1	1	/	/	/
	Socket Outlet for Refrigerator 雪櫃電插座	1	/	/	/	/	/	/	/	1	1	/	/	/
	Fused Spur Unit for Exhaust Air Fan 抽氣扇接線蘇	1	/	/	/	/	/	/	/	1	1	/	/	/
	Fused Spur Unit (Town Gas Water Heater) 接線蘇 (煤氣熱水爐)	1	/	/	/	/	/	/	/	1	1	/	/	/
	Fused Spur Unit (Gas Hob) 接線蘇 (煤氣煮食爐)	1	/	/	/	/	/	/	/	1	1	/	/	/
A/C Platform 空調機平台	Isolator Switch (Air Conditioner outdoor unit) 開關掣 (冷氣室外機)	/	/	/	/	/	/	/	/	/	/	1	1	1
Flat Roof 平台	13A Single Socket Outlet (Weather-proof) 13 安培單位電插座 (防水)	1	1	1	1	1	1	1	1	1	1	/	/	/
	Isolator Switch (Air Conditioner outdoor unit) 開關掣 (冷氣室外機)	2	1	1	1	1	1	1	1	2	1	/	/	/

The Vendor hereby undertakes that if lifts or appliances of the specified brand name or model number as stated respectively in item 4(a) above and item 6 below are not installed in the Phase, lifts or appliances of comparable quality will be installed.

Notes:

- “1, 2, ...” as shown in the above table denotes the quantity of such provision(s) provided in the residential unit.
- The symbol “/” as shown in the above table denotes “Not applicable”.
- 4/F, 13/F and 14/F are omitted.

賣方承諾，如期數中沒有安裝分別於上表第4(a)項及下表第6項指明的品牌名稱或產品型號的升降機或設備，便會安裝品質相若的升降機或設備。

備註：

- 上表「1, 2, ...」代表提供於該住宅單位內的裝置數量。
- 上表「/」代表「不適用」。
- 不設4樓、13樓及14樓。

Schedule and Location of Mechanical and Electrical Provisions of Residential Flats 住宅單位機電裝置及位置數量說明表																								
Location 位置	Description 描述	Tower 7 (2/F) 第7座 (2樓)																						
		A1	A2	A3	A5	A6	A7	A8	A9	A10	B1	B2	B3	B5	B6	C1	C2	C3	C5	D1	D2	D3	D5	D6
Living Room and Dining Room 客廳及飯廳	Telephone Outlet 電話插座	1	1	1	1	1	1	1	1	1	1	1	1	1	1	1	1	1	1	1	1	1	1	1
	Provision for Data Point 預留網絡位	2	2	1	1	1	1	2	1	2	2	2	2	2	1	2	2	2	1	1	1	1	1	1
	TV and FM Outlet 電視及電台插座	2	2	1	1	1	1	2	1	2	2	2	2	2	1	2	2	2	1	1	1	1	1	1
	13A Twin Socket Outlet 13 安培雙位電插座	3	3	3	3	3	3	3	3	3	3	3	3	3	3	3	3	3	3	3	3	3	3	3
	Fused Spur Unit for Shoe Cabinet Lighting 鞋櫃燈接線蘇	1	/	/	/	/	/	/	/	1	1	/	/	/	/	/	/	/	/	/	/	/	/	/
	Double Pole Switch for A/C Indoor Unit 室內冷氣機開關掣	1	1	1	1	1	1	1	1	1	1	1	1	1	1	1	1	1	1	1	2	2	2	2
	Distribution Board (Single Phase) 配電箱 (單相)	/	/	/	/	/	/	/	/	/	/	1	1	/	/	/	/	/	/	/	/	/	/	/
	Distribution Board (Three Phase) 配電箱 (三相)	1	1	1	1	1	1	1	1	1	1	/	/	1	1	1	1	1	1	1	1	1	1	1
	Double Pole Switch for Thermo Ventilator 浴室寶開關掣	/	1	/	1	1	1	1	/	/	/	1	1	1	1	1	1	1	1	1	1	1	1	1
	Double Pole Switch for exhaust fan 抽氣扇開關掣	2	/	/	/	/	/	/	/	2	2	1	1	/	/	/	/	/	/	/	/	/	/	/
	Socket Outlet for Refrigerator 雪櫃電插座	/	1	1	/	/	/	1	/	/	/	/	/	1	/	/	/	1	1	/	/	/	/	/
	Connection Unit for Combi Steam Oven 蒸焗爐接線位	/	/	1	/	/	/	/	/	/	/	/	/	1	/	/	/	1	1	/	/	/	/	/

The Vendor hereby undertakes that if lifts or appliances of the specified brand name or model number as stated respectively in item 4(a) above and item 6 below are not installed in the Phase, lifts or appliances of comparable quality will be installed.

Notes:

1. “1, 2, ...” as shown in the above table denotes the quantity of such provision(s) provided in the residential unit.
2. The symbol “/” as shown in the above table denotes “Not applicable”.
3. 4/F, 13/F and 14/F are omitted.

賣方承諾，如期數中沒有安裝分別於上表第4(a)項及下表第6項指明的品牌名稱或產品型號的升降機或設備，便會安裝品質相若的升降機或設備。

備註：

1. 上表「1, 2, ...」代表提供於該住宅單位內的裝置數量。
2. 上表「/」代表「不適用」。
3. 不設4樓、13樓及14樓。

Schedule and Location of Mechanical and Electrical Provisions of Residential Flats 住宅單位機電裝置及位置數量說明表																								
Location 位置	Description 描述	Tower 7 (2/F) 第7座(2樓)																						
		A1	A2	A3	A5	A6	A7	A8	A9	A10	B1	B2	B3	B5	B6	C1	C2	C3	C5	D1	D2	D3	D5	D6
Master Bedroom 主人睡房	Provision for Data Point 預留網絡位	1	1	1	1	1	1	1	1	1	1	1	1	1	1	1	1	1	1	1	1	1	1	1
	TV and FM Outlet 電視及電台插座	1	1	1	1	1	1	1	1	1	1	1	1	1	1	1	1	1	1	1	1	1	1	1
	13A Twin Socket Outlet 13 安培雙位電插座	2	2	2	2	2	2	2	2	2	2	2	2	2	2	2	2	2	2	2	2	2	2	2
	Double Pole Switch for A/C Indoor Unit 室內冷氣機開關掣	1	1	1	1	1	1	1	1	1	1	1	1	1	1	1	1	1	1	1	1	1	1	1
	Double Pole Switch for Thermo Ventilator 浴室寶開關掣	1	/	1	/	/	/	/	1	1	1	/	/	/	/	/	/	/	/	/	/	/	/	/
Bedroom 2 睡房2	Provision for Data Point 預留網絡位	1	1	/	/	/	/	1	/	1	1	1	1	1	/	1	1	1	/	/	/	/	/	/
	TV and FM Outlet 電視及電台插座	1	1	/	/	/	/	1	/	1	1	1	1	1	/	1	1	1	/	/	/	/	/	/
	13A Twin Socket Outlet 13 安培雙位電插座	2	2	/	/	/	/	2	/	2	2	2	2	2	/	2	2	2	/	/	/	/	/	/
	Double Pole Switch for A/C Indoor Unit 室內冷氣機開關掣	1	1	/	/	/	/	1	/	1	1	1	1	1	/	1	1	1	/	/	/	/	/	/
Bedroom 3 睡房3	Provision for Data Point 預留網絡位	1	/	/	/	/	/	/	/	1	1	/	/	/	/	/	/	/	/	/	/	/	/	/
	TV and FM Outlet 電視及電台插座	1	/	/	/	/	/	/	/	1	1	/	/	/	/	/	/	/	/	/	/	/	/	/
	13A Twin Socket Outlet 13 安培雙位電插座	2	/	/	/	/	/	/	/	2	2	/	/	/	/	/	/	/	/	/	/	/	/	/
	Double Pole Switch for A/C Indoor Unit 室內冷氣機開關掣	1	/	/	/	/	/	/	/	1	1	/	/	/	/	/	/	/	/	/	/	/	/	/

The Vendor hereby undertakes that if lifts or appliances of the specified brand name or model number as stated respectively in item 4(a) above and item 6 below are not installed in the Phase, lifts or appliances of comparable quality will be installed.

Notes:

- 1. “1, 2, ...” as shown in the above table denotes the quantity of such provision(s) provided in the residential unit.
- 2. The symbol “/” as shown in the above table denotes “Not applicable”.
- 3. 4/F, 13/F and 14/F are omitted.

賣方承諾，如期數中沒有安裝分別於上表第4(a)項及下表第6項指明的品牌名稱或產品型號的升降機或設備，便會安裝品質相若的升降機或設備。

備註：

- 1. 上表「1, 2, ...」代表提供於該住宅單位內的裝置數量。
- 2. 上表「/」代表「不適用」。
- 3. 不設4樓、13樓及14樓。

Schedule and Location of Mechanical and Electrical Provisions of Residential Flats 住宅單位機電裝置及位置數量說明表																								
Location 位置	Description 描述	Tower 7 (2/F) 第7座 (2樓)																						
		A1	A2	A3	A5	A6	A7	A8	A9	A10	B1	B2	B3	B5	B6	C1	C2	C3	C5	D1	D2	D3	D5	D6
Utility Room 工作間	13A Single Socket Outlet 13 安培單位電插座	/	/	/	/	/	/	/	/	1	/	/	/	/	/	/	/	/	/	/	/	/	/	/
	Double Pole Switch for exhaust fan 抽氣扇開關掣	/	/	/	/	/	/	/	/	1	/	/	/	/	/	/	/	/	/	/	/	/	/	/
	Double Pole Switch for A/C Indoor Unit 室內冷氣機開關掣	/	/	/	/	/	/	/	/	1	/	/	/	/	/	/	/	/	/	/	/	/	/	/
Master Bathroom 主人浴室	13A Single Socket Outlet 13 安培單位電插座	1	/	/	/	/	/	/	/	1	1	/	/	/	/	/	/	/	/	/	/	/	/	/
	Fused Spur Unit for Mirror Cabinet Lighting 鏡櫃燈接線蘇	1	/	/	/	/	/	/	/	1	1	/	/	/	/	/	/	/	/	/	/	/	/	/
	Connection Unit for Thermo Ventilator 浴室寶接線位	1	/	/	/	/	/	/	/	1	1	/	/	/	/	/	/	/	/	/	/	/	/	/
	Water Heater Remote Controller (Gas) 煤氣熱水爐控制器	1	/	/	/	/	/	/	/	1	1	/	/	/	/	/	/	/	/	/	/	/	/	/
Bathroom 浴室	13A Single Socket Outlet 13 安培單位電插座	/	1	1	1	1	1	1	1	/	/	1	1	1	1	1	1	1	1	1	1	1	1	1
	Fused Spur Unit for Mirror Cabinet Lighting 鏡櫃燈接線蘇	/	1	1	1	1	1	1	1	/	/	1	1	1	1	1	1	1	1	1	1	1	1	1
	Connection Unit for Thermo Ventilator 浴室寶接線位	/	1	1	1	1	1	1	1	/	/	1	1	1	1	1	1	1	1	1	1	1	1	1
	Isolator for Electric Water Heater 電熱水爐刀掣	/	1	1	1	1	1	1	1	/	/	/	/	1	1	1	1	1	1	1	1	1	1	1
	Heater Remote Controller (Electric) 電熱水爐控制器	/	1	1	1	1	1	1	1	/	/	/	/	1	1	1	1	1	1	1	1	1	1	1
	Water Heater Remote Controller (Gas) 煤氣熱水爐控制器	/	/	/	/	/	/	/	/	/	/	1	1	/	/	/	/	/	/	/	/	/	/	/

The Vendor hereby undertakes that if lifts or appliances of the specified brand name or model number as stated respectively in item 4(a) above and item 6 below are not installed in the Phase, lifts or appliances of comparable quality will be installed.

Notes:

- “1, 2, ...” as shown in the above table denotes the quantity of such provision(s) provided in the residential unit.
- The symbol “/” as shown in the above table denotes “Not applicable”.
- 4/F, 13/F and 14/F are omitted.

賣方承諾，如期數中沒有安裝分別於上表第4(a)項及下表第6項指明的品牌名稱或產品型號的升降機或設備，便會安裝品質相若的升降機或設備。

備註：

- 上表「1, 2, ...」代表提供於該住宅單位內的裝置數量。
- 上表「/」代表「不適用」。
- 不設4樓、13樓及14樓。

Schedule and Location of Mechanical and Electrical Provisions of Residential Flats 住宅單位機電裝置及位置數量說明表																								
Location 位置	Description 描述	Tower 7 (2/F) 第7座(2樓)																						
		A1	A2	A3	A5	A6	A7	A8	A9	A10	B1	B2	B3	B5	B6	C1	C2	C3	C5	D1	D2	D3	D5	D6
Bathroom 2 浴室2	13A Single Socket Outlet 13安培單位電插座	1	/	/	/	/	/	/	/	1	1	/	/	/	/	/	/	/	/	/	/	/	/	/
	Fused Spur Unit for Mirror Cabinet Lighting 鏡櫃燈接線蘇	1	/	/	/	/	/	/	/	1	1	/	/	/	/	/	/	/	/	/	/	/	/	/
	Fused Spur Unit for Exhaust Air Fan 抽氣扇接線蘇	1	/	/	/	/	/	/	/	1	1	/	/	/	/	/	/	/	/	/	/	/	/	/
	Water Heater Remote Controller (Gas) 煤氣熱水爐控制器	1	/	/	/	/	/	/	/	1	1	/	/	/	/	/	/	/	/	/	/	/	/	/
Lavatory 洗手間	Fused Spur Unit for Exhaust Air Fan 抽氣扇接線蘇	/	/	/	/	/	/	/	/	1	/	/	/	/	/	/	/	/	/	/	/	/	/	/
	Isolator for Electric Water Heater 電熱水爐刀掣	/	/	/	/	/	/	/	/	1	/	/	/	/	/	/	/	/	/	/	/	/	/	/
Open Kitchen 開放式廚房	13A Twin Socket Outlet 13安培雙位電插座	/	1	1	1	1	1	1	1	/	/	/	/	1	1	1	1	1	1	1	1	1	1	1
	Fused Spur Unit for Kitchen Cabinet Lighting 廚櫃燈接線蘇	/	1	1	1	1	1	1	1	/	/	/	/	1	1	1	1	1	1	1	1	1	1	1
	Connection Unit for Induction Hob 電磁爐接線位	/	1	1	1	1	1	1	1	/	/	/	/	1	1	1	1	1	1	1	1	1	1	1
	Double Pole Switch (Induction Hob) 開關掣(電磁爐)	/	1	1	1	1	1	1	1	/	/	/	/	1	1	1	1	1	1	1	1	1	1	1
	Connection Unit for Combi Steam Oven 蒸焗爐接線位	/	1	/	1	1	1	1	1	/	/	/	/	/	1	1	1	/	/	1	1	1	1	1
	Double Pole Switch (Combi Steam Oven) 開關掣(蒸焗爐)	/	1	1	1	1	1	1	1	/	/	/	/	1	1	1	1	1	1	1	1	1	1	1
	Socket Outlet for Cooker Hood 抽油煙機電插座	/	1	1	1	1	1	1	1	/	/	/	/	1	1	1	1	1	1	1	1	1	1	1

The Vendor hereby undertakes that if lifts or appliances of the specified brand name or model number as stated respectively in item 4(a) above and item 6 below are not installed in the Phase, lifts or appliances of comparable quality will be installed.

Notes:

- 1. “1, 2, ...” as shown in the above table denotes the quantity of such provision(s) provided in the residential unit.
- 2. The symbol “/” as shown in the above table denotes “Not applicable”.
- 3. 4/F, 13/F and 14/F are omitted.

賣方承諾，如期數中沒有安裝分別於上表第4(a)項及下表第6項指明的品牌名稱或產品型號的升降機或設備，便會安裝品質相若的升降機或設備。

備註：

- 1. 上表「1, 2, ...」代表提供於該住宅單位內的裝置數量。
- 2. 上表「/」代表「不適用」。
- 3. 不設4樓、13樓及14樓。

Schedule and Location of Mechanical and Electrical Provisions of Residential Flats 住宅單位機電裝置及位置數量說明表																								
Location 位置	Description 描述	Tower 7 (2/F) 第7座(2樓)																						
		A1	A2	A3	A5	A6	A7	A8	A9	A10	B1	B2	B3	B5	B6	C1	C2	C3	C5	D1	D2	D3	D5	D6
Open Kitchen 開放式廚房	Twin Socket Outlet for Washer Dryer & Water Tap 洗衣乾衣機及水龍頭雙位電插座	/	1	1	1	1	1	1	1	/	/	/	/	1	1	1	1	1	1	1	1	1	1	1
	Washer Dryer Connection Point (Water Inlet & Outlet) 洗衣乾衣機接駁點(來水及去水)	/	1	1	1	1	1	1	1	/	/	/	/	1	1	1	1	1	1	1	1	1	1	1
	Socket Outlet for Refrigerator 雪櫃電插座	/	/	/	1	1	1	/	1	/	/	/	/	/	1	1	1	/	/	1	1	1	1	1
Kitchen 廚房	13A Twin Socket Outlet 13安培雙位電插座	1	/	/	/	/	/	/	/	1	1	1	1	/	/	/	/	/	/	/	/	/	/	/
	Fused Spur Unit for Kitchen Cabinet Lighting 廚櫃燈接線蘇	1	/	/	/	/	/	/	/	1	1	1	1	/	/	/	/	/	/	/	/	/	/	/
	Connection Unit for Combi Steam Oven 蒸焗爐接線位	1	/	/	/	/	/	/	/	1	1	1	1	/	/	/	/	/	/	/	/	/	/	/
	Double Pole Switch (Combi Steam Oven) 開關掣(蒸焗爐)	1	/	/	/	/	/	/	/	1	1	1	1	/	/	/	/	/	/	/	/	/	/	/
	Socket Outlet for Water Tap 水龍頭電插座	1	/	/	/	/	/	/	/	1	1	1	1	/	/	/	/	/	/	/	/	/	/	/
	Socket Outlet for Cooker Hood 抽油煙機電插座	1	/	/	/	/	/	/	/	1	1	1	1	/	/	/	/	/	/	/	/	/	/	/
	Socket Outlet for Washer Dryer 洗衣乾衣機電插座	1	/	/	/	/	/	/	/	1	1	1	1	/	/	/	/	/	/	/	/	/	/	/
	Washer Dryer Connection Point (Water Inlet & Outlet) 洗衣乾衣機接駁點(來水及去水)	1	/	/	/	/	/	/	/	1	1	1	1	/	/	/	/	/	/	/	/	/	/	/
	Socket Outlet for Refrigerator 雪櫃電插座	1	/	/	/	/	/	/	/	1	1	1	1	/	/	/	/	/	/	/	/	/	/	/
	Fused Spur Unit for Exhaust Air Fan 抽氣扇接線蘇	1	/	/	/	/	/	/	/	1	1	1	1	/	/	/	/	/	/	/	/	/	/	/

The Vendor hereby undertakes that if lifts or appliances of the specified brand name or model number as stated respectively in item 4(a) above and item 6 below are not installed in the Phase, lifts or appliances of comparable quality will be installed.

Notes:

- 1. “1, 2, ...” as shown in the above table denotes the quantity of such provision(s) provided in the residential unit.
- 2. The symbol “/” as shown in the above table denotes “Not applicable”.
- 3. 4/F, 13/F and 14/F are omitted.

賣方承諾，如期數中沒有安裝分別於上表第4(a)項及下表第6項指明的品牌名稱或產品型號的升降機或設備，便會安裝品質相若的升降機或設備。

備註：

- 1. 上表「1, 2, ...」代表提供於該住宅單位內的裝置數量。
- 2. 上表「/」代表「不適用」。
- 3. 不設4樓、13樓及14樓。

Schedule and Location of Mechanical and Electrical Provisions of Residential Flats 住宅單位機電裝置及位置數量說明表																								
Location 位置	Description 描述	Tower 7 (2/F) 第7座(2樓)																						
		A1	A2	A3	A5	A6	A7	A8	A9	A10	B1	B2	B3	B5	B6	C1	C2	C3	C5	D1	D2	D3	D5	D6
Kitchen 廚房	Fused Spur Unit (Town Gas Water Heater) 接線蘇(煤氣熱水爐)	1	/	/	/	/	/	/	/	1	1	1	1	/	/	/	/	/	/	/	/	/	/	/
	Fused Spur Unit (Gas Hob) 接線蘇(煤氣煮食爐)	1	/	/	/	/	/	/	/	1	1	1	1	/	/	/	/	/	/	/	/	/	/	/
A/C Platform 空調機平台	Isolator Switch (Air Conditioner outdoor unit) 開關掣(冷氣室外機)	2	1	1	1	1	1	1	1	2	2	1	1	1	1	1	1	1	1	1	/	/	/	/
Flat Roof 平台	13A Single Socket Outlet (Weather-proof) 13安培單位電插座(防水)	/	/	/	/	/	/	/	/	/	/	/	/	/	/	/	/	/	/	/	1	1	1	1
	Isolator Switch (Air Conditioner outdoor unit) 開關掣(冷氣室外機)	/	/	/	/	/	/	/	/	/	/	/	/	/	/	/	/	/	/	/	1	1	1	1

The Vendor hereby undertakes that if lifts or appliances of the specified brand name or model number as stated respectively in item 4(a) above and item 6 below are not installed in the Phase, lifts or appliances of comparable quality will be installed.

Notes:

1. “1, 2, ...” as shown in the above table denotes the quantity of such provision(s) provided in the residential unit.
2. The symbol “/” as shown in the above table denotes “Not applicable”.
3. 4/F, 13/F and 14/F are omitted.

賣方承諾，如期數中沒有安裝分別於上表第4(a)項及下表第6項指明的品牌名稱或產品型號的升降機或設備，便會安裝品質相若的升降機或設備。

備註：

1. 上表「1, 2, ...」代表提供於該住宅單位內的裝置數量。
2. 上表「/」代表「不適用」。
3. 不設4樓、13樓及14樓。

Schedule and Location of Mechanical and Electrical Provisions of Residential Flats 住宅單位機電裝置及位置數量說明表																								
Location 位置	Description 描述	Tower 7 (3/F, 5/F – 12/F) 第7座(3樓、5樓至12樓)																						
		A1	A2	A3	A5	A6	A7	A8	A9	A10	B1	B2	B3	B5	B6	C1	C2	C3	C5	D1	D2	D3	D5	D6
Living Room and Dining Room 客廳及飯廳	Telephone Outlet 電話插座	1	1	1	1	1	1	1	1	1	1	1	1	1	1	1	1	1	1	1	1	1	1	1
	Provision for Data Point 預留網絡位	2	2	1	1	1	1	2	1	2	2	2	2	2	1	2	2	2	1	1	1	1	1	1
	TV and FM Outlet 電視及電台插座	2	2	1	1	1	1	2	1	2	2	2	2	2	1	2	2	2	1	1	1	1	1	1
	13A Twin Socket Outlet 13安培雙位電插座	3	3	3	3	3	3	3	3	3	3	3	3	3	3	3	3	3	3	3	3	3	3	3
	Fused Spur Unit for Shoe Cabinet Lighting 鞋櫃燈接線蘇	1	/	/	/	/	/	/	/	1	1	/	/	/	/	/	/	/	/	/	/	/	/	/
	Double Pole Switch for A/C Indoor Unit 室內冷氣機開關掣	1	1	1	1	1	1	1	1	1	1	1	1	1	1	1	1	1	1	1	2	2	2	2
	Distribution Board (Single Phase) 配電箱(單相)	/	/	/	/	/	/	/	/	/	/	1	1	/	/	/	/	/	/	/	/	/	/	/
	Distribution Board (Three Phase) 配電箱(三相)	1	1	1	1	1	1	1	1	1	1	/	/	1	1	1	1	1	1	1	1	1	1	1
	Double Pole Switch for Thermo Ventilator 浴室寶開關掣	/	1	/	1	1	1	1	/	/	/	1	1	1	1	1	1	1	1	1	1	1	1	1
	Double Pole Switch for exhaust fan 抽氣扇開關掣	2	/	/	/	/	/	/	/	2	2	1	1	/	/	/	/	/	/	/	/	/	/	/
	Socket Outlet for Refrigerator 雪櫃電插座	/	1	1	/	/	/	1	/	/	/	/	/	1	/	/	/	1	1	/	/	/	/	/
	Connection Unit for Combi Steam Oven 蒸焗爐接線位	/	/	1	/	/	/	/	/	/	/	/	/	1	/	/	/	1	1	/	/	/	/	/
Master Bedroom 主人睡房	Provision for Data Point 預留網絡位	1	1	1	1	1	1	1	1	1	1	1	1	1	1	1	1	1	1	1	1	1	1	1
	TV and FM Outlet 電視及電台插座	1	1	1	1	1	1	1	1	1	1	1	1	1	1	1	1	1	1	1	1	1	1	1

The Vendor hereby undertakes that if lifts or appliances of the specified brand name or model number as stated respectively in item 4(a) above and item 6 below are not installed in the Phase, lifts or appliances of comparable quality will be installed.

Notes:

- 1. “1, 2, ...” as shown in the above table denotes the quantity of such provision(s) provided in the residential unit.
- 2. The symbol “/” as shown in the above table denotes “Not applicable”.
- 3. 4/F, 13/F and 14/F are omitted.

賣方承諾，如期數中沒有安裝分別於上表第4(a)項及下表第6項指明的品牌名稱或產品型號的升降機或設備，便會安裝品質相若的升降機或設備。

備註：

- 1. 上表「1, 2, ...」代表提供於該住宅單位內的裝置數量。
- 2. 上表「/」代表「不適用」。
- 3. 不設4樓、13樓及14樓。

Schedule and Location of Mechanical and Electrical Provisions of Residential Flats 住宅單位機電裝置及位置數量說明表																								
Location 位置	Description 描述	Tower 7 (3/F, 5/F – 12/F) 第7座(3樓、5樓至12樓)																						
		A1	A2	A3	A5	A6	A7	A8	A9	A10	B1	B2	B3	B5	B6	C1	C2	C3	C5	D1	D2	D3	D5	D6
Master Bedroom 主人睡房	13A Twin Socket Outlet 13安培雙位電插座	2	2	2	2	2	2	2	2	2	2	2	2	2	2	2	2	2	2	2	2	2	2	2
	Double Pole Switch for A/C Indoor Unit 室內冷氣機開關掣	1	1	1	1	1	1	1	1	1	1	1	1	1	1	1	1	1	1	1	1	1	1	1
	Double Pole Switch for Thermo Ventilator 浴室寶開關掣	1	/	1	/	/	/	/	1	1	1	/	/	/	/	/	/	/	/	/	/	/	/	/
Bedroom 2 睡房2	Provision for Data Point 預留網絡位	1	1	/	/	/	/	1	/	1	1	1	1	1	/	1	1	1	/	/	/	/	/	/
	TV and FM Outlet 電視及電台插座	1	1	/	/	/	/	1	/	1	1	1	1	1	/	1	1	1	/	/	/	/	/	/
	13A Twin Socket Outlet 13安培雙位電插座	2	2	/	/	/	/	2	/	2	2	2	2	2	/	2	2	2	/	/	/	/	/	/
	Double Pole Switch for A/C Indoor Unit 室內冷氣機開關掣	1	1	/	/	/	/	1	/	1	1	1	1	1	/	1	1	1	/	/	/	/	/	/
Bedroom 3 睡房3	Provision for Data Point 預留網絡位	1	/	/	/	/	/	/	/	1	1	/	/	/	/	/	/	/	/	/	/	/	/	/
	TV and FM Outlet 電視及電台插座	1	/	/	/	/	/	/	/	1	1	/	/	/	/	/	/	/	/	/	/	/	/	/
	13A Twin Socket Outlet 13安培雙位電插座	2	/	/	/	/	/	/	/	2	2	/	/	/	/	/	/	/	/	/	/	/	/	/
	Double Pole Switch for A/C Indoor Unit 室內冷氣機開關掣	1	/	/	/	/	/	/	/	1	1	/	/	/	/	/	/	/	/	/	/	/	/	/
Utility Room 工作間	13A Single Socket Outlet 13安培單位電插座	/	/	/	/	/	/	/	/	1	/	/	/	/	/	/	/	/	/	/	/	/	/	/
	Double Pole Switch for exhaust fan 抽氣扇開關掣	/	/	/	/	/	/	/	/	1	/	/	/	/	/	/	/	/	/	/	/	/	/	/
	Double Pole Switch for A/C Indoor Unit 室內冷氣機開關掣	/	/	/	/	/	/	/	/	1	/	/	/	/	/	/	/	/	/	/	/	/	/	/

The Vendor hereby undertakes that if lifts or appliances of the specified brand name or model number as stated respectively in item 4(a) above and item 6 below are not installed in the Phase, lifts or appliances of comparable quality will be installed.

Notes:

1. “1, 2, ...” as shown in the above table denotes the quantity of such provision(s) provided in the residential unit.
2. The symbol “/” as shown in the above table denotes “Not applicable”.
3. 4/F, 13/F and 14/F are omitted.

賣方承諾，如期數中沒有安裝分別於上表第4(a)項及下表第6項指明的品牌名稱或產品型號的升降機或設備，便會安裝品質相若的升降機或設備。

備註：

1. 上表「1, 2, ...」代表提供於該住宅單位內的裝置數量。
2. 上表「/」代表「不適用」。
3. 不設4樓、13樓及14樓。

Schedule and Location of Mechanical and Electrical Provisions of Residential Flats 住宅單位機電裝置及位置數量說明表																								
Location 位置	Description 描述	Tower 7 (3/F, 5/F – 12/F) 第7座(3樓、5樓至12樓)																						
		A1	A2	A3	A5	A6	A7	A8	A9	A10	B1	B2	B3	B5	B6	C1	C2	C3	C5	D1	D2	D3	D5	D6
Master Bathroom 主人浴室	13A Single Socket Outlet 13安培單位電插座	1	/	/	/	/	/	/	/	1	1	/	/	/	/	/	/	/	/	/	/	/	/	/
	Fused Spur Unit for Mirror Cabinet Lighting 鏡櫃燈接線蘇	1	/	/	/	/	/	/	/	1	1	/	/	/	/	/	/	/	/	/	/	/	/	/
	Connection Unit for Thermo Ventilator 浴室寶接線位	1	/	/	/	/	/	/	/	1	1	/	/	/	/	/	/	/	/	/	/	/	/	/
	Water Heater Remote Controller (Gas) 煤氣熱水爐控制器	1	/	/	/	/	/	/	/	1	1	/	/	/	/	/	/	/	/	/	/	/	/	/
Bathroom 浴室	13A Single Socket Outlet 13安培單位電插座	/	1	1	1	1	1	1	1	/	/	1	1	1	1	1	1	1	1	1	1	1	1	1
	Fused Spur Unit for Mirror Cabinet Lighting 鏡櫃燈接線蘇	/	1	1	1	1	1	1	1	/	/	1	1	1	1	1	1	1	1	1	1	1	1	1
	Connection Unit for Thermo Ventilator 浴室寶接線位	/	1	1	1	1	1	1	1	/	/	1	1	1	1	1	1	1	1	1	1	1	1	1
	Isolator for Electric Water Heater 電熱水爐刀掣	/	1	1	1	1	1	1	1	/	/	/	/	1	1	1	1	1	1	1	1	1	1	1
	Heater Remote Controller (Electric) 電熱水爐控制器	/	1	1	1	1	1	1	1	/	/	/	/	1	1	1	1	1	1	1	1	1	1	1
	Water Heater Remote Controller (Gas) 煤氣熱水爐控制器	/	/	/	/	/	/	/	/	/	/	1	1	/	/	/	/	/	/	/	/	/	/	/
Bathroom 2 浴室2	13A Single Socket Outlet 13安培單位電插座	1	/	/	/	/	/	/	/	1	1	/	/	/	/	/	/	/	/	/	/	/	/	/
	Fused Spur Unit for Mirror Cabinet Lighting 鏡櫃燈接線蘇	1	/	/	/	/	/	/	/	1	1	/	/	/	/	/	/	/	/	/	/	/	/	/
	Fused Spur Unit for Exhaust Air Fan 抽氣扇接線蘇	1	/	/	/	/	/	/	/	1	1	/	/	/	/	/	/	/	/	/	/	/	/	/
	Water Heater Remote Controller (Gas) 煤氣熱水爐控制器	1	/	/	/	/	/	/	/	1	1	/	/	/	/	/	/	/	/	/	/	/	/	/

The Vendor hereby undertakes that if lifts or appliances of the specified brand name or model number as stated respectively in item 4(a) above and item 6 below are not installed in the Phase, lifts or appliances of comparable quality will be installed.

Notes:

1. “1, 2, ...” as shown in the above table denotes the quantity of such provision(s) provided in the residential unit.
2. The symbol “/” as shown in the above table denotes “Not applicable”.
3. 4/F, 13/F and 14/F are omitted.

賣方承諾，如期數中沒有安裝分別於上表第4(a)項及下表第6項指明的品牌名稱或產品型號的升降機或設備，便會安裝品質相若的升降機或設備。

備註：

1. 上表「1, 2, ...」代表提供於該住宅單位內的裝置數量。
2. 上表「/」代表「不適用」。
3. 不設4樓、13樓及14樓。

Schedule and Location of Mechanical and Electrical Provisions of Residential Flats 住宅單位機電裝置及位置數量說明表																								
Location 位置	Description 描述	Tower 7 (3/F, 5/F – 12/F) 第7座 (3樓、5樓至12樓)																						
		A1	A2	A3	A5	A6	A7	A8	A9	A10	B1	B2	B3	B5	B6	C1	C2	C3	C5	D1	D2	D3	D5	D6
Lavatory 洗手間	Fused Spur Unit for Exhaust Air Fan 抽氣扇接線蘇	/	/	/	/	/	/	/	/	1	/	/	/	/	/	/	/	/	/	/	/	/	/	/
	Isolator for Electric Water Heater 電熱水爐刀掣	/	/	/	/	/	/	/	/	1	/	/	/	/	/	/	/	/	/	/	/	/	/	/
Open Kitchen 開放式廚房	13A Twin Socket Outlet 13 安培雙位電插座	/	1	1	1	1	1	1	1	/	/	/	/	1	1	1	1	1	1	1	1	1	1	1
	Fused Spur Unit for Kitchen Cabinet Lighting 廚櫃燈接線蘇	/	1	1	1	1	1	1	1	/	/	/	/	1	1	1	1	1	1	1	1	1	1	1
	Connection Unit for Induction Hob 電磁爐接線位	/	1	1	1	1	1	1	1	/	/	/	/	1	1	1	1	1	1	1	1	1	1	1
	Double Pole Switch (Induction Hob) 開關掣 (電磁爐)	/	1	1	1	1	1	1	1	/	/	/	/	1	1	1	1	1	1	1	1	1	1	1
	Connection Unit for Combi Steam Oven 蒸焗爐接線位	/	1	/	1	1	1	1	1	/	/	/	/	/	1	1	1	/	/	1	1	1	1	1
	Double Pole Switch (Combi Steam Oven) 開關掣 (蒸焗爐)	/	1	1	1	1	1	1	1	/	/	/	/	1	1	1	1	1	1	1	1	1	1	1
	Socket Outlet for Cooker Hood 抽油煙機電插座	/	1	1	1	1	1	1	1	/	/	/	/	1	1	1	1	1	1	1	1	1	1	1
	Twin Socket Outlet for Washer Dryer & Water Tap 洗衣乾衣機及水龍頭雙位電插座	/	1	1	1	1	1	1	1	/	/	/	/	1	1	1	1	1	1	1	1	1	1	1
	Washer Dryer Connection Point (Water Inlet & Outlet) 洗衣乾衣機接駁點 (來水及去水)	/	1	1	1	1	1	1	1	/	/	/	/	1	1	1	1	1	1	1	1	1	1	1
	Socket Outlet for Refrigerator 雪櫃電插座	/	/	/	1	1	1	/	1	/	/	/	/	/	1	1	1	/	/	1	1	1	1	1

The Vendor hereby undertakes that if lifts or appliances of the specified brand name or model number as stated respectively in item 4(a) above and item 6 below are not installed in the Phase, lifts or appliances of comparable quality will be installed.

Notes:

- 1. “1, 2, ...” as shown in the above table denotes the quantity of such provision(s) provided in the residential unit.
- 2. The symbol “/” as shown in the above table denotes “Not applicable”.
- 3. 4/F, 13/F and 14/F are omitted.

賣方承諾，如期數中沒有安裝分別於上表第4(a)項及下表第6項指明的品牌名稱或產品型號的升降機或設備，便會安裝品質相若的升降機或設備。

備註：

- 1. 上表「1, 2, ...」代表提供於該住宅單位內的裝置數量。
- 2. 上表「/」代表「不適用」。
- 3. 不設4樓、13樓及14樓。

Schedule and Location of Mechanical and Electrical Provisions of Residential Flats 住宅單位機電裝置及位置數量說明表																								
Location 位置	Description 描述	Tower 7 (3/F, 5/F – 12/F) 第7座 (3樓、5樓至12樓)																						
		A1	A2	A3	A5	A6	A7	A8	A9	A10	B1	B2	B3	B5	B6	C1	C2	C3	C5	D1	D2	D3	D5	D6
Kitchen 廚房	13A Twin Socket Outlet 13安培雙位電插座	1	/	/	/	/	/	/	/	1	1	1	1	/	/	/	/	/	/	/	/	/	/	/
	Fused Spur Unit for Kitchen Cabinet Lighting 廚櫃燈接線蘇	1	/	/	/	/	/	/	/	1	1	1	1	/	/	/	/	/	/	/	/	/	/	/
	Connection Unit for Combi Steam Oven 蒸焗爐接線位	1	/	/	/	/	/	/	/	1	1	1	1	/	/	/	/	/	/	/	/	/	/	/
	Double Pole Switch (Combi Steam Oven) 開關掣 (蒸焗爐)	1	/	/	/	/	/	/	/	1	1	1	1	/	/	/	/	/	/	/	/	/	/	/
	Socket Outlet for Water Tap 水龍頭電插座	1	/	/	/	/	/	/	/	1	1	1	1	/	/	/	/	/	/	/	/	/	/	/
	Socket Outlet for Cooker Hood 抽油煙機電插座	1	/	/	/	/	/	/	/	1	1	1	1	/	/	/	/	/	/	/	/	/	/	/
	Socket Outlet for Washer Dryer 洗衣乾衣機電插座	1	/	/	/	/	/	/	/	1	1	1	1	/	/	/	/	/	/	/	/	/	/	/
	Washer Dryer Connection Point (Water Inlet & Outlet) 洗衣乾衣機接駁點 (來水及去水)	1	/	/	/	/	/	/	/	1	1	1	1	/	/	/	/	/	/	/	/	/	/	/
	Socket Outlet for Refrigerator 雪櫃電插座	1	/	/	/	/	/	/	/	1	1	1	1	/	/	/	/	/	/	/	/	/	/	/
	Fused Spur Unit for Exhaust Air Fan 抽氣扇接線蘇	1	/	/	/	/	/	/	/	1	1	1	1	/	/	/	/	/	/	/	/	/	/	/
	Fused Spur Unit (Town Gas Water Heater) 接線蘇 (煤氣熱水爐)	1	/	/	/	/	/	/	/	1	1	1	1	/	/	/	/	/	/	/	/	/	/	/
	Fused Spur Unit (Gas Hob) 接線蘇 (煤氣煮食爐)	1	/	/	/	/	/	/	/	1	1	1	1	/	/	/	/	/	/	/	/	/	/	/
A/C Platform 空調機平台	Isolator Switch (Air Conditioner outdoor unit) 開關掣 (冷氣室外機)	2	1	1	1	1	1	1	1	2	2	1	1	1	1	1	1	1	1	1	1	1	1	1

The Vendor hereby undertakes that if lifts or appliances of the specified brand name or model number as stated respectively in item 4(a) above and item 6 below are not installed in the Phase, lifts or appliances of comparable quality will be installed.

Notes:

- “1, 2, ...” as shown in the above table denotes the quantity of such provision(s) provided in the residential unit.
- The symbol “/” as shown in the above table denotes “Not applicable”.
- 4/F, 13/F and 14/F are omitted.

賣方承諾，如期數中沒有安裝分別於上表第4(a)項及下表第6項指明的品牌名稱或產品型號的升降機或設備，便會安裝品質相若的升降機或設備。

備註：

- 上表「1, 2, ...」代表提供於該住宅單位內的裝置數量。
- 上表「/」代表「不適用」。
- 不設4樓、13樓及14樓。

Schedule and Location of Mechanical and Electrical Provisions of Residential Flats 住宅單位機電裝置及位置數量說明表																								
Location 位置	Description 描述	Tower 7 (15/F) 第7座 (15樓)																						
		A1	A2	A3	A5	A6	A7	A8	A9	A10	B1	B2	B3	B5	B6	C1	C2	C3	C5	D1	D2	D3	D5	D6
Living Room and Dining Room 客廳及飯廳	Telephone Outlet 電話插座	1	1	1	1	1	1	1	1	1	1	1	1	1	1	1	1	1	1	1	1	1	1	1
	Provision for Data Point 預留網絡位	2	2	1	1	1	1	2	1	2	2	2	2	2	1	2	2	2	1	1	1	1	1	1
	TV and FM Outlet 電視及電台插座	2	2	1	1	1	1	2	1	2	2	2	2	2	1	2	2	2	1	1	1	1	1	1
	13A Twin Socket Outlet 13 安培雙位電插座	3	3	3	3	3	3	3	3	3	3	3	3	3	3	3	3	3	3	3	3	3	3	3
	Fused Spur Unit for Shoe Cabinet Lighting 鞋櫃燈接線蘇	1	/	/	/	/	/	/	/	1	1	/	/	/	/	/	/	/	/	/	/	/	/	/
	Double Pole Switch for A/C Indoor Unit 室內冷氣機開關掣	1	1	1	1	1	1	1	1	1	1	1	1	1	1	1	1	1	1	1	2	2	2	2
	Distribution Board (Single Phase) 配電箱 (單相)	/	/	/	/	/	/	/	/	/	/	1	1	/	/	/	/	/	/	/	/	/	/	/
	Distribution Board (Three Phase) 配電箱 (三相)	1	1	1	1	1	1	1	1	1	1	/	/	1	1	1	1	1	1	1	1	1	1	1
	Double Pole Switch for Thermo Ventilator 浴室寶開關掣	/	1	/	1	1	1	1	/	/	/	1	1	1	1	1	1	1	1	1	1	1	1	1
	Double Pole Switch for exhaust fan 抽氣扇開關掣	2	/	/	/	/	/	/	/	2	2	1	1	/	/	/	/	/	/	/	/	/	/	/
	Socket Outlet for Refrigerator 雪櫃電插座	/	1	1	/	/	/	1	/	/	/	/	/	1	/	/	/	1	1	/	/	/	/	/
	Connection Unit for Combi Steam Oven 蒸焗爐接線位	/	/	1	/	/	/	/	/	/	/	/	/	1	/	/	/	1	1	/	/	/	/	/
Master Bedroom 主人睡房	Provision for Data Point 預留網絡位	1	1	1	1	1	1	1	1	1	1	1	1	1	1	1	1	1	1	1	1	1	1	1
	TV and FM Outlet 電視及電台插座	1	1	1	1	1	1	1	1	1	1	1	1	1	1	1	1	1	1	1	1	1	1	1

The Vendor hereby undertakes that if lifts or appliances of the specified brand name or model number as stated respectively in item 4(a) above and item 6 below are not installed in the Phase, lifts or appliances of comparable quality will be installed.

Notes:

- “1, 2, ...” as shown in the above table denotes the quantity of such provision(s) provided in the residential unit.
- The symbol “/” as shown in the above table denotes “Not applicable”.
- 4/F, 13/F and 14/F are omitted.

賣方承諾，如期數中沒有安裝分別於上表第4(a)項及下表第6項指明的品牌名稱或產品型號的升降機或設備，便會安裝品質相若的升降機或設備。

備註：

- 上表「1, 2, ...」代表提供於該住宅單位內的裝置數量。
- 上表「/」代表「不適用」。
- 不設4樓、13樓及14樓。

Schedule and Location of Mechanical and Electrical Provisions of Residential Flats 住宅單位機電裝置及位置數量說明表																								
Location 位置	Description 描述	Tower 7 (15/F) 第7座 (15樓)																						
		A1	A2	A3	A5	A6	A7	A8	A9	A10	B1	B2	B3	B5	B6	C1	C2	C3	C5	D1	D2	D3	D5	D6
Master Bedroom 主人睡房	13A Twin Socket Outlet 13安培雙位電插座	2	2	2	2	2	2	2	2	2	2	2	2	2	2	2	2	2	2	2	2	2	2	2
	Double Pole Switch for A/C Indoor Unit 室內冷氣機開關掣	1	1	1	1	1	1	1	1	1	1	1	1	1	1	1	1	1	1	1	1	1	1	1
	Double Pole Switch for Thermo Ventilator 浴室寶開關掣	1	/	1	/	/	/	/	1	1	1	/	/	/	/	/	/	/	/	/	/	/	/	/
Bedroom 2 睡房2	Provision for Data Point 預留網絡位	1	1	/	/	/	/	1	/	1	1	1	1	1	/	1	1	1	/	/	/	/	/	/
	TV and FM Outlet 電視及電台插座	1	1	/	/	/	/	1	/	1	1	1	1	1	/	1	1	1	/	/	/	/	/	/
	13A Twin Socket Outlet 13安培雙位電插座	2	2	/	/	/	/	2	/	2	2	2	2	2	/	2	2	2	/	/	/	/	/	/
	Double Pole Switch for A/C Indoor Unit 室內冷氣機開關掣	1	1	/	/	/	/	1	/	1	1	1	1	1	/	1	1	1	/	/	/	/	/	/
Bedroom 3 睡房3	Provision for Data Point 預留網絡位	1	/	/	/	/	/	/	/	1	1	/	/	/	/	/	/	/	/	/	/	/	/	/
	TV and FM Outlet 電視及電台插座	1	/	/	/	/	/	/	/	1	1	/	/	/	/	/	/	/	/	/	/	/	/	/
	13A Twin Socket Outlet 13安培雙位電插座	2	/	/	/	/	/	/	/	2	2	/	/	/	/	/	/	/	/	/	/	/	/	/
	Double Pole Switch for A/C Indoor Unit 室內冷氣機開關掣	1	/	/	/	/	/	/	/	1	1	/	/	/	/	/	/	/	/	/	/	/	/	/
Utility Room 工作間	13A Single Socket Outlet 13安培單位電插座	/	/	/	/	/	/	/	/	1	/	/	/	/	/	/	/	/	/	/	/	/	/	/
	Double Pole Switch for exhaust fan 抽氣扇開關掣	/	/	/	/	/	/	/	/	1	/	/	/	/	/	/	/	/	/	/	/	/	/	/
	Double Pole Switch for A/C Indoor Unit 室內冷氣機開關掣	/	/	/	/	/	/	/	/	1	/	/	/	/	/	/	/	/	/	/	/	/	/	/

The Vendor hereby undertakes that if lifts or appliances of the specified brand name or model number as stated respectively in item 4(a) above and item 6 below are not installed in the Phase, lifts or appliances of comparable quality will be installed.

Notes:

1. “1, 2, ...” as shown in the above table denotes the quantity of such provision(s) provided in the residential unit.
2. The symbol “/” as shown in the above table denotes “Not applicable”.
3. 4/F, 13/F and 14/F are omitted.

賣方承諾，如期數中沒有安裝分別於上表第4(a)項及下表第6項指明的品牌名稱或產品型號的升降機或設備，便會安裝品質相若的升降機或設備。

備註：

1. 上表「1, 2, ...」代表提供於該住宅單位內的裝置數量。
2. 上表「/」代表「不適用」。
3. 不設4樓、13樓及14樓。

Schedule and Location of Mechanical and Electrical Provisions of Residential Flats 住宅單位機電裝置及位置數量說明表																								
Location 位置	Description 描述	Tower 7 (15/F) 第7座 (15樓)																						
		A1	A2	A3	A5	A6	A7	A8	A9	A10	B1	B2	B3	B5	B6	C1	C2	C3	C5	D1	D2	D3	D5	D6
Master Bathroom 主人浴室	13A Single Socket Outlet 13 安培單位電插座	1	/	/	/	/	/	/	/	1	1	/	/	/	/	/	/	/	/	/	/	/	/	/
	Fused Spur Unit for Mirror Cabinet Lighting 鏡櫃燈接線蘇	1	/	/	/	/	/	/	/	1	1	/	/	/	/	/	/	/	/	/	/	/	/	/
	Connection Unit for Thermo Ventilator 浴室寶接線位	1	/	/	/	/	/	/	/	1	1	/	/	/	/	/	/	/	/	/	/	/	/	/
	Water Heater Remote Controller (Gas) 煤氣熱水爐控制器	1	/	/	/	/	/	/	/	1	1	/	/	/	/	/	/	/	/	/	/	/	/	/
Bathroom 浴室	13A Single Socket Outlet 13 安培單位電插座	/	1	1	1	1	1	1	1	/	/	1	1	1	1	1	1	1	1	1	1	1	1	1
	Fused Spur Unit for Mirror Cabinet Lighting 鏡櫃燈接線蘇	/	1	1	1	1	1	1	1	/	/	1	1	1	1	1	1	1	1	1	1	1	1	1
	Connection Unit for Thermo Ventilator 浴室寶接線位	/	1	1	1	1	1	1	1	/	/	1	1	1	1	1	1	1	1	1	1	1	1	1
	Isolator for Electric Water Heater 電熱水爐刀掣	/	1	1	1	1	1	1	1	/	/	/	/	1	1	1	1	1	1	1	1	1	1	1
	Heater Remote Controller (Electric) 電熱水爐控制器	/	1	1	1	1	1	1	1	/	/	/	/	1	1	1	1	1	1	1	1	1	1	1
	Water Heater Remote Controller (Gas) 煤氣熱水爐控制器	/	/	/	/	/	/	/	/	/	/	1	1	/	/	/	/	/	/	/	/	/	/	/
Bathroom 2 浴室2	13A Single Socket Outlet 13 安培單位電插座	1	/	/	/	/	/	/	/	1	1	/	/	/	/	/	/	/	/	/	/	/	/	/
	Fused Spur Unit for Mirror Cabinet Lighting 鏡櫃燈接線蘇	1	/	/	/	/	/	/	/	1	1	/	/	/	/	/	/	/	/	/	/	/	/	/
	Fused Spur Unit for Exhaust Air Fan 抽氣扇接線蘇	1	/	/	/	/	/	/	/	1	1	/	/	/	/	/	/	/	/	/	/	/	/	/
	Water Heater Remote Controller (Gas) 煤氣熱水爐控制器	1	/	/	/	/	/	/	/	1	1	/	/	/	/	/	/	/	/	/	/	/	/	/

The Vendor hereby undertakes that if lifts or appliances of the specified brand name or model number as stated respectively in item 4(a) above and item 6 below are not installed in the Phase, lifts or appliances of comparable quality will be installed.

Notes:

1. “1, 2, ...” as shown in the above table denotes the quantity of such provision(s) provided in the residential unit.

2. The symbol “/” as shown in the above table denotes “Not applicable”.

3. 4/F, 13/F and 14/F are omitted.

賣方承諾，如期數中沒有安裝分別於上表第4(a)項及下表第6項指明的品牌名稱或產品型號的升降機或設備，便會安裝品質相若的升降機或設備。

備註：

1. 上表「1, 2, ...」代表提供於該住宅單位內的裝置數量。

2. 上表「/」代表「不適用」。

3. 不設4樓、13樓及14樓。

Schedule and Location of Mechanical and Electrical Provisions of Residential Flats 住宅單位機電裝置及位置數量說明表																								
Location 位置	Description 描述	Tower 7 (15/F) 第7座 (15樓)																						
		A1	A2	A3	A5	A6	A7	A8	A9	A10	B1	B2	B3	B5	B6	C1	C2	C3	C5	D1	D2	D3	D5	D6
Lavatory 洗手間	Fused Spur Unit for Exhaust Air Fan 抽氣扇接線蘇	/	/	/	/	/	/	/	/	1	/	/	/	/	/	/	/	/	/	/	/	/	/	/
	Isolator for Electric Water Heater 電熱水爐刀掣	/	/	/	/	/	/	/	/	1	/	/	/	/	/	/	/	/	/	/	/	/	/	/
Open Kitchen 開放式廚房	13A Twin Socket Outlet 13 安培雙位電插座	/	1	1	1	1	1	1	1	/	/	/	/	1	1	1	1	1	1	1	1	1	1	1
	Fused Spur Unit for Kitchen Cabinet Lighting 廚櫃燈接線蘇	/	1	1	1	1	1	1	1	/	/	/	/	1	1	1	1	1	1	1	1	1	1	1
	Connection Unit for Induction Hob 電磁爐接線位	/	1	1	1	1	1	1	1	/	/	/	/	1	1	1	1	1	1	1	1	1	1	1
	Double Pole Switch (Induction Hob) 開關掣 (電磁爐)	/	1	1	1	1	1	1	1	/	/	/	/	1	1	1	1	1	1	1	1	1	1	1
	Connection Unit for Combi Steam Oven 蒸焗爐接線位	/	1	/	1	1	1	1	1	/	/	/	/	/	1	1	1	/	/	1	1	1	1	1
	Double Pole Switch (Combi Steam Oven) 開關掣 (蒸焗爐)	/	1	1	1	1	1	1	1	/	/	/	/	1	1	1	1	1	1	1	1	1	1	1
	Socket Outlet for Cooker Hood 抽油煙機電插座	/	1	1	1	1	1	1	1	/	/	/	/	1	1	1	1	1	1	1	1	1	1	1
	Twin Socket Outlet for Washer Dryer & Water Tap 洗衣乾衣機及水龍頭雙位電插座	/	1	1	1	1	1	1	1	/	/	/	/	1	1	1	1	1	1	1	1	1	1	1
	Washer Dryer Connection Point (Water Inlet & Outlet) 洗衣乾衣機接駁點 (來水及去水)	/	1	1	1	1	1	1	1	/	/	/	/	1	1	1	1	1	1	1	1	1	1	1
	Socket Outlet for Refrigerator 雪櫃電插座	/	/	/	1	1	1	/	1	/	/	/	/	/	1	1	1	/	/	1	1	1	1	1
Kitchen 廚房	13A Twin Socket Outlet 13 安培雙位電插座	1	/	/	/	/	/	/	/	1	1	1	1	/	/	/	/	/	/	/	/	/	/	/

The Vendor hereby undertakes that if lifts or appliances of the specified brand name or model number as stated respectively in item 4(a) above and item 6 below are not installed in the Phase, lifts or appliances of comparable quality will be installed.

Notes:

- 1. “1, 2, ...” as shown in the above table denotes the quantity of such provision(s) provided in the residential unit.
- 2. The symbol “/” as shown in the above table denotes “Not applicable”.
- 3. 4/F, 13/F and 14/F are omitted.

賣方承諾，如期數中沒有安裝分別於上表第4(a)項及下表第6項指明的品牌名稱或產品型號的升降機或設備，便會安裝品質相若的升降機或設備。

備註：

- 1. 上表「1, 2, ...」代表提供於該住宅單位內的裝置數量。
- 2. 上表「/」代表「不適用」。
- 3. 不設4樓、13樓及14樓。

Schedule and Location of Mechanical and Electrical Provisions of Residential Flats 住宅單位機電裝置及位置數量說明表																								
Location 位置	Description 描述	Tower 7 (15/F) 第7座 (15樓)																						
		A1	A2	A3	A5	A6	A7	A8	A9	A10	B1	B2	B3	B5	B6	C1	C2	C3	C5	D1	D2	D3	D5	D6
Kitchen 廚房	Fused Spur Unit for Kitchen Cabinet Lighting 廚櫃燈接線蘇	1	/	/	/	/	/	/	/	1	1	1	1	/	/	/	/	/	/	/	/	/	/	/
	Connection Unit for Combi Steam Oven 蒸焗爐接線位	1	/	/	/	/	/	/	/	1	1	1	1	/	/	/	/	/	/	/	/	/	/	/
	Double Pole Switch (Combi Steam Oven) 開關掣 (蒸焗爐)	1	/	/	/	/	/	/	/	1	1	1	1	/	/	/	/	/	/	/	/	/	/	/
	Socket Outlet for Water Tap 水龍頭電插座	1	/	/	/	/	/	/	/	1	1	1	1	/	/	/	/	/	/	/	/	/	/	/
	Socket Outlet for Cooker Hood 抽油煙機電插座	1	/	/	/	/	/	/	/	1	1	1	1	/	/	/	/	/	/	/	/	/	/	/
	Socket Outlet for Washer Dryer 洗衣乾衣機電插座	1	/	/	/	/	/	/	/	1	1	1	1	/	/	/	/	/	/	/	/	/	/	/
	Washer Dryer Connection Point (Water Inlet & Outlet) 洗衣乾衣機接駁點 (來水及去水)	1	/	/	/	/	/	/	/	1	1	1	1	/	/	/	/	/	/	/	/	/	/	/
	Socket Outlet for Refrigerator 雪櫃電插座	1	/	/	/	/	/	/	/	1	1	1	1	/	/	/	/	/	/	/	/	/	/	/
	Fused Spur Unit for Exhaust Air Fan 抽氣扇接線蘇	1	/	/	/	/	/	/	/	1	1	1	1	/	/	/	/	/	/	/	/	/	/	/
	Fused Spur Unit (Town Gas Water Heater) 接線蘇 (煤氣熱水爐)	1	/	/	/	/	/	/	/	1	1	1	1	/	/	/	/	/	/	/	/	/	/	/
	Fused Spur Unit (Gas Hob) 接線蘇 (煤氣煮食爐)	1	/	/	/	/	/	/	/	1	1	1	1	/	/	/	/	/	/	/	/	/	/	/
A/C Platform 空調機平台	Isolator Switch (Air Conditioner outdoor unit) 開關掣 (冷氣室外機)	2	1	1	1	1	1	1	1	2	2	1	1	1	1	1	1	1	1	1	1	1	1	1
Roof 天台	13A Single Socket Outlet (Weather-proof) 13安培單位電插座 (防水)	1	1	1	1	/	1	1	1	1	1	1	1	/	/	1	1	1	/	1	1	1	1	1

The Vendor hereby undertakes that if lifts or appliances of the specified brand name or model number as stated respectively in item 4(a) above and item 6 below are not installed in the Phase, lifts or appliances of comparable quality will be installed.

Notes:

1. “1, 2, ...” as shown in the above table denotes the quantity of such provision(s) provided in the residential unit.
2. The symbol “/” as shown in the above table denotes “Not applicable”.
3. 4/F, 13/F and 14/F are omitted.

賣方承諾，如期數中沒有安裝分別於上表第4(a)項及下表第6項指明的品牌名稱或產品型號的升降機或設備，便會安裝品質相若的升降機或設備。

備註：

1. 上表「1, 2, ...」代表提供於該住宅單位內的裝置數量。
2. 上表「/」代表「不適用」。
3. 不設4樓、13樓及14樓。

24 SERVICE AGREEMENTS 服務協議

Potable and flushing water is supplied by Water Supplies Department.

Electricity is supplied by CLP Power Hong Kong Limited.

Towngas is supplied by The Hong Kong and China Gas Company Limited.

食水及沖廁水由水務署供應。

電力由中華電力有限公司供應。

煤氣由香港中華煤氣有限公司供應。

25 GOVERNMENT RENT 地稅

The Owner is liable for the Government rent payable for the residential property up to and including the date of completion of the sale and purchase of that residential property. (i.e. the date of the assignment of that property)

擁有人有法律責任繳付住宅物業直至並包括該住宅物業買賣完成日（即該物業轉讓契日期）之地稅。

26 MISCELLANEOUS PAYMENTS BY PURCHASER 買方的雜項付款

1. On the delivery of the vacant possession of the residential property to the purchaser, the purchaser is liable to reimburse the owner for the deposits for water, electricity and gas.
2. On that delivery, the purchaser is not liable to pay to the owner a debris removal fee.

Note:

On that delivery, the purchaser is liable to pay a debris removal fee to the manager (not the Owner) under the deed of mutual covenant, and where the Owner has paid the debris removal fee, the purchaser shall reimburse the Owner for the same.

1. 在向買方交付住宅物業在空置情況下的管有權時，買方須負責向擁有人補還水、電力及氣體的按金。
2. 在交付時，買方無須向擁有人支付清理廢料的費用。

備註：

在交付時，買方須根據公契向管理人(而非擁有人)支付清理廢料的費用，而如擁有人已支付清理廢料的費用，買方須向擁有人補還清理廢料的費用。

27 DEFECT LIABILITY WARRANTY PERIOD 欠妥之處的保養責任期

The Vendor shall, at its own cost and as soon as reasonably practicable after receipt of a written notice served by the purchaser within 6 months after the date of completion of the sale and purchase of any specified residential property, remedy any defects in such property, or its fittings, finishes or appliances incorporated into such property as set out in the agreement for sale and purchase concerned, caused otherwise than by the act or neglect of the purchaser.

凡任何指明住宅物業或於相關買賣合約列出之裝設於該物業內的裝置、裝修物料或設備有欠妥之處，而該欠妥之處並非由買方行為或疏忽造成，則賣方在接獲買方在買賣成交日期後的6個月內送達的書面通知後，須於合理地切實可行的範圍內，盡快自費作出補救。

1. The Land Grant requires the owners of the residential properties in the Phase to maintain any slope at their own cost. The terms of the requirement are as follows:
 - A. (a) The Grantee shall at his own expense, in such manner, with such materials and to such standards, levels, alignment and design as the Director of Lands (“the Director”) shall approve, carry out and complete to the satisfaction of the Director such geotechnical investigations, slope treatment, landslide preventive, mitigation and remedial works and such site formation works, geotechnical and slope works on the area shown coloured green hatched black on the plan annexed to the Land Grant (“the Green Hatched Black Area”) as the Director at his absolute discretion may require and shall, at all times during the term of the Land Grant, at the Grantee’s own expense, maintain in good and substantial repair and condition to the satisfaction of the Director the Green Hatched Black Area including all land, slope treatment works, earth-retaining structures, drainage and any other works therein and thereon. In the event that any landslip, subsidence or falling away occurs within the Green Hatched Black Area at any time during the term hereby agreed to be granted, the Grantee shall at his own expense reinstate and make good the same to the satisfaction of the Director together with any adjacent or adjoining areas which, in the opinion of the Director (whose opinion shall be final and binding on the Grantee), have also been affected. The Grantee shall indemnify and keep indemnified the Government from and against all liabilities, claims, losses, damages, expenses, charges, costs, demands, actions and proceedings whatsoever and howsoever arising whether directly or indirectly out of or in connection with such landslip, subsidence or falling away. The Grantee shall ensure at all times that there shall be no illegal excavation or dumping on the Green Hatched Black Area and, subject to the prior written approval of the Director, the Grantee may erect fences or other barriers within the Green Hatched Black Area for the prevention of such illegal excavation or dumping. In addition to any other rights or remedies the Government may have in respect of any breach of the conditions of the Land Grant, the Director may at any time by notice in writing call upon the Grantee to carry out such geotechnical investigations, slope treatment, landslide preventive, mitigation and remedial works and such site formation works, geotechnical and slope works within such period as the Director at his absolute discretion may require and to maintain, reinstate and make good any land, structure or works affected by such landslip, subsidence or falling away, and if the Grantee shall neglect or fail to comply with such notice to the satisfaction of the Director within the period specified therein, the Director may, after the expiry of such period, execute and carry out the required works and the Grantee shall on demand repay to the Government the cost thereof, such sum to be determined by the Director whose determination shall be final and binding on the Grantee.
 - (b) Notwithstanding Special Condition nos. 39(a) of the Land Grant, the obligations and rights of the Grantee in respect of the Green Hatched Black Area or any part thereof under Special Condition nos. 39(a) shall absolutely determine upon the Government giving to the Grantee notice to that effect, and no claim whatsoever shall be made against the Government by the Grantee in respect of any loss, damage or disturbance suffered or any expense incurred as a result of such determination. However, such determination shall be without prejudice to any rights or remedies of the Government in respect of any antecedent breach, non-performance or non-observance of Special Condition nos. 39(a) of the Land Grant by the Grantee.
 - B. (a) The Grantee hereby acknowledges and accepts that the lot may be affected by landslide and boulder fall hazards arising from the areas within the lot and the area outside the lot shown edged by a peeked green line for identification purpose on the plan annexed to the Land Grant (“the Edged Pecked Green Area”) due to the nature of the natural terrain.
 - (b) (i) The Grantee shall at his own expense carry out and complete in all respects to the satisfaction of the Director a geotechnical investigation (“the Investigation”) within the lot and the Edged Pecked Green Area for the purpose of studying the natural terrain landslide and boulder fall hazards.
 - (ii) The findings of the Investigation shall include but not be limited to a proposal for carrying out, completing and maintaining all necessary mitigation and stabilisation works and associated works, including works to provide access for the subsequent maintenance of the completed mitigation and stabilisation works and associated works (“the Maintenance Access”), to be constructed within the lot and on the Edged Pecked Green Area in all respects to the satisfaction of the Director (“the Approved Mitigation Proposal”) to protect any building or buildings and structure or structures erected or to be erected on the lot and the residents and occupiers therein and their bona fide guests, visitors or invitees from landslide and boulder fall hazards arising from the lot or the Edged Pecked Green Area. Any access proposed outside the lot and the Edged Pecked Green Area for the subsequent maintenance of the completed mitigation and stabilization works and associated works shall be subject to separate prior written approval of the Director and if approved, shall form part of the Maintenance Access, and the proposal for works to provide such access as approved by the Director shall form part of the Approved Mitigation Proposal.
 - (iii) The Grantee acknowledges that as at the date of the Land Grant, there are graves, structures and footpaths existing within the Edged Pecked Green Area. The Grantee shall not demolish, damage, remove, interfere with, disturb, obstruct, close, alter, divert or relocate the graves, structures and footpaths existing within the Edged Pecked Green Area. The Grantee shall at all times, and particularly when carrying out the Investigation or carrying out, completing, inspecting and maintaining the Inside Works or the Outside Works respectively referred to in Special Condition no. 40(c) of the Land Grant, take or cause to be taken all proper measures, care, skill and precautions in all respects to the satisfaction of the Director to avoid causing any damage, interference with, disturbance or obstruction to the graves, structures and footpaths existing within the Edged Pecked Green Area.
 - (iv) No ground investigation, mitigation and stabilization works and associated works, including works for the Maintenance Access, shall be carried out on the Edged Pecked Green Area or any Government land or any part of any of them without the prior written approval of the Director. For this purpose, “ground investigation” shall be as defined in the Buildings Ordinance, any regulations made thereunder and any amending legislation.
 - (c) The Grantee shall on or before the 31 March 2026 or such other date as may be approved by the Director, at the Grantee’s own expense carry out and complete in all respects to the satisfaction of the Director such mitigation and stabilisation works and associated works, including works for the Maintenance Access, within the lot (“the Inside Works”) and on the Edged Pecked Green Area or any other Government land (“the Outside Works”) in accordance with the Approved Mitigation Proposal as the Director in his absolute discretion shall approve or require. No part of the lot, building or buildings and structure or structures erected or to be erected on the lot which may be affected by landslide and boulder fall hazards as identified in the Investigation shall be occupied by any residents or occupiers and their bona fide guests, visitors or invitees before completion of the Inside Works and the Outside Works.
 - (d) For the avoidance of doubt, subject to Special Condition no. 40(f) of the Land Grant, the Grantee shall not be required to carry out further geotechnical investigation, mitigation and stabilisation works and associated works on the Edged Pecked Green Area or other Government land on completion of the Investigation and the Outside Works in all respects to the satisfaction of the Director.
 - (e) The Grantee shall at his own expense register at the Land Registry against the lot a plan approved by the Director indicating the locations, nature and scope of the Inside Works and the Outside Works and the location and extent of the areas of the lot and the Government land on which the Grantee may require or be required to carry out the maintenance works, including the areas of the lot and the Government land where the Grantee may require or be required by the Director to carry out clearance of landslide debris or boulders under Special Condition no. 40(f) (“the Natural Terrain Hazard Mitigation and Stabilization Works Plan”).
 - (f) (i) The Grantee shall at all times during the term of the Land Grant, maintain at his own expense the Inside Works and the Outside Works in good and substantial repair and condition in all respects to the satisfaction of the Director to ensure that the Inside Works and the Outside Works shall continue to perform their designed functions. The maintenance works shall include but not be limited to clearance of landslide debris or boulders fallen onto the Inside Works or the Outside Works or onto the areas of the lot or the Government land shown on the Natural Terrain Hazard Mitigation and Stabilization Works Plan.
 - (ii) In addition to any rights or remedies the Government may have against the Grantee for breach of the Grantee’s obligations to maintain the Inside Works and the Outside Works as provided, the Director shall be entitled by notice in writing to call upon the Grantee to carry out such maintenance works to the Inside Works and the Outside Works within such period as the Director shall in his absolute discretion deem fit. If the Grantee shall neglect or fail to comply with such notice in all respects to the satisfaction of the Director within the period specified therein, the Director may forthwith execute and carry out the required maintenance works and the Grantee shall on demand repay the Government the cost thereof, together with such supervisory and overhead charges as may be fixed by the Director or by his duly authorized officers whose determination shall be final and binding on the Grantee.
 - (g) For the purposes only of carrying out the Investigation and carrying out, completing, inspecting and maintaining the Inside Works and the Outside Works, the Grantee shall have the right of ingress and egress to and from the Edged Pecked Green Area and any other Government land where he may require or be required to carry out maintenance works, including clearance of landslide debris or boulders fallen onto the Inside Works or the Outside Works or onto the areas of the lot or the Government land shown on the Natural Terrain Hazard Mitigation and Stabilization Works Plan, subject to such terms and conditions as may be imposed by the Director at his sole discretion.

- (h) In the event that as a result of or arising out of carrying out the Investigation or carrying out, inspecting, checking, supervising and maintaining the Inside Works or the Outside Works, any damage is done to the Edged Pecked Green Area or any other Government land, the Grantee shall make good such damage at his own expense within such time limit as shall be determined by the Director at his absolute discretion and in all respects to the satisfaction of the Director. In the event of the non-fulfilment of the Grantee's obligations under this sub-clause within the time limit as aforesaid, the Director may forthwith execute and carry out the required works and the Grantee shall on demand repay the Government the cost thereof, together with such supervisory and overhead charges as may be fixed by the Director or by his duly authorized officers whose determination shall be final and binding on the Grantee.
 - (i) The Grantee shall at all times permit the Government, the Director and his officers, contractors, agents, workmen and any persons authorized by the Director with or without tools, equipment, plant, machinery or motor vehicles, the right of free and uninterrupted ingress, egress and regress free of charge to, from and through the lot or any part thereof and any building or buildings erected or to be erected thereon for the purpose of inspecting, checking and supervising any works required to be carried out by the Grantee under Special Condition nos. 40(b), (c), (f) and (h) of the Land Grant and carrying out, inspecting, checking and supervising any works under Special Condition nos. (f)(ii) and (h) of the Land Grant or any other works which the Director may consider necessary.
 - (j) The Government shall have no responsibility or liability for any loss, damage, nuisance or disturbance whatsoever and howsoever caused to or suffered by the Grantee or any other person arising whether directly or indirectly out of or incidental to the fulfilment or non-fulfilment of any of the Grantee's obligations under Special Condition nos. 40(b), (c), (f) and (h) of the Land Grant or the exercise of the Grantee's right under Special Condition no. 40(g) of the Land Grant or the exercise of any of the rights by the Government, the Director or his officers, contractors, agents, workmen or any persons authorized by the Director under sub-clauses Special Condition nos. 40(f)(ii), (h) and (i) of the Land Grant or otherwise, and no claim whatsoever shall be made against the Government by the Grantee in respect of any such loss, damage, nuisance or disturbance.
 - (k) The Grantee shall indemnify and keep indemnified the Government from and against all liabilities, claims, losses, damages, expenses, charges, costs, demands, actions and proceedings whatsoever and howsoever arising whether directly or indirectly out of or in connection with any works being carried out or having been carried out by the Grantee pursuant to the terms of this Special Condition or any omission, neglect or default by the Grantee in carrying out the Investigation or in the design, construction and maintenance of the Inside Works or the Outside Works including but without limitation to any damage to or loss of properties, loss of life and personal injuries.
 - (l) Notwithstanding Special Condition nos. 40(b), (c), (f), (g) and (h) of the Land Grant, the obligations and rights of the Grantee in respect of the Edged Pecked Green Area and any other Government land or any part thereof under this Special Condition shall absolutely determine upon the Government giving to the Grantee notice to that effect, and no claim whatsoever shall be made against the Government by the Grantee in respect of any loss, damage or disturbance suffered or any expense incurred as a result of such determination. However, such determination shall be without prejudice to any rights or remedies of the Government in respect of any antecedent breach, non-performance or non-observance of Special Condition nos. 40(b), (c), (f), (g) and (h) of the Land Grant by the Grantee.
- C. Where there is or has been any cutting away, removal or setting back of any land, or any building-up or filling-in or any slope treatment works of any kind whatsoever, whether with or without the prior written consent of the Director, either within the lot or on any Government land, which is or was done for the purpose of or in connection with the formation, levelling or development of the lot or any part thereof or any other works required to be done by the Grantee under the provisions of the Land Grant, or for any other purpose, the Grantee shall at his own expense carry out and construct such slope treatment works, retaining walls or other support, protection, drainage or ancillary or other works as shall or may then or at any time thereafter be necessary to protect and support such land within the lot and also any adjacent or adjoining Government or leased land and to obviate and prevent any falling away, landslide or subsidence occurring thereafter. The Grantee shall at all times during the term of the Land Grant maintain at his own expense the said land, slope treatment works, retaining walls or other support, protection, drainage or ancillary or other works in good and substantial repair and condition to the satisfaction of the Director.
- 2. Each of the owners is obliged to contribute towards the costs of the maintenance work.
 - 3. Please refer to the plan in this section for the location of the slope structures, retaining walls or related structures (if any).
 - 4. Under the deed of mutual covenant, the manager of the development has the owners' authority to carry out the maintenance work.

1. 批地文件規定，期數中的住宅物業的擁有人須自費維修任何斜坡，該規定的條款如下：

- A. (a) 承授人須自費、以須經署長批准的方式、物料及標準、高度、路線及設計在批地文件附圖上用綠色間黑斜線顯示的範圍(「綠色間黑斜線範圍」)進行與完成地政總署署長(「署長」)全權指定之岩土勘察、斜坡維護、山泥傾瀉預防、緩解及補救工程、地盤平整工程、岩土及斜坡工程，致使署長滿意。承授人必須於批地文件的整個批租年期內自費維持綠色間黑斜線範圍，包括內及其上的所有土地、斜坡處理工程、護土構築物、岩土構築物、排水渠及任何其他工程，以保持良好和修繕妥當的狀況，致使署長滿意。如綠色間黑斜線範圍於批地文件的批租年期的任何時間發生山泥傾瀉、土地下陷或泥土剝落，承授人必須自費復原及修繕該部分並連同任何署長認為受影響的毗鄰或毗連土地(署長決定為最終決定並對承授人具約束力)，致使署長滿意。承授人須就一切因該等山泥傾瀉、土地下陷或泥土剝落而直接或間接導致之責任、申索、損失、損害賠償、費用、開支、成本、索求、法律行動及訴訟，不論如何產生，彌償政府及使其維持獲彌償。承授人須時刻確保綠色間黑斜線範圍不可進行非法挖掘或傾倒廢物，及在署長書面同意之下承授人可在綠色間黑斜線範圍豎設圍欄或其他阻礙物以防止非法挖掘或傾倒廢物。除因違反批地文件任何條文而享有的權利或濟助外，署長可隨時以書面要求承授人在指定期間內進行指定之岩土勘察、斜坡維護、山泥傾瀉預防、緩解及補救工程、地盤平整工程、岩土及斜坡工程及維持、復原及修繕任何因受該等山泥傾瀉、土地下陷或泥土剝落所影響的土地、構築物或工程，且如承授人忽略或未能在指明期限內遵行該通知致使署長滿意，署長可在該指明期限結束後立即執行和進行任何必要的工程，且承授人須應要求向政府償還工程費用，其金額由署長決定，其決定為最終並對承授人具約束力。
- (b) 儘管批地文件特別條款第39(a)條規定，承授人在特別條款第39(a)條下對綠色間黑斜線範圍或其任何部分的義務和權利在政府向承授人發出通知即告終止，承授人不得就因該終止而遭受的任何損失、損害或干擾或所產生的任何費用向政府提出任何申索。不過，該終止並不影響政府就承授人因先前的違反、不履行或不遵守特別條款第39(a)條所擁有的權利及濟助。
- B. (a) 承授人確認並接受該地段可能受山泥傾瀉及礫石下墜危險所影響，危險來自於該地段內的區域和該地段外的區域的天然地形，這些區域在批地文件附圖上以綠色邊界虛線顯示(「綠色邊界虛線範圍」)，以茲識別。
- (b) (i) 承授人須自費於該土地及綠色邊界虛線範圍內進行及完成岩土工程勘察(「勘察」)，以了解天然地形山泥傾瀉及礫石下墜危險，致使署長在各方面滿意。
- (ii) 勘察結果應包括但不限於進行、完成和保養所有必要的緩解及鞏固工程及附帶工程的方案，包括為後續保養已完成的緩解及鞏固工程及附帶工程提供通道的工程(「保養通道」)，通道將於該地段內及綠色邊界虛線範圍上建造，致使署長在各方面滿意(「經核准緩解方案」)，以保護於建於或將建於該地段之上的任何建築物或構築物，及其內之任何住客及佔用人及其真實賓客、訪客及所邀請者免受因該地段及綠色邊界虛線範圍引起的山泥傾瀉及礫石下墜的危險。任何為後續保養已完成的緩解及鞏固工程及附帶工程而建議的位於該地段及綠色邊界虛線範圍外的通道須獲得署長的事先書面批准，而如批准，應構成保養通道的一部分，而由署長批准的提供該通道的工程方案應構成核准緩解方案的一部分。
- (iii) 承授人確認於批地文件的日期，在綠色邊界虛線範圍內現有墳墓、構築物及行人徑。承授人不得拆除、損壞、移除、干擾、擾亂、阻礙、關閉、改變、改道或遷移綠色邊界虛線範圍內現有的墳墓、構築物及行人徑。承授人須於所有時候，特別是在進行勘察或進行、完成、檢查和保養批地文件特別條款第40(c)條分別提及的內部工程或外部工程，採取或促使採取在各方面令署長滿意的適當措施、謹慎、技術和預防措施，以避免對綠色邊界虛線範圍的現有墳墓、建築物及行人徑造成任何損壞、干擾、擾亂或阻礙。
- (iv) 除獲得署長的事先書面批准外，不得在綠色邊界虛線範圍或任何政府土地或其任何部分進行土地勘測、緩解及鞏固工程及附帶工程，包括保養通道工程。為此目的，「土地勘測」定義見建築物條例，據此制定的任何法規以及任何修訂法例。
- (c) 承授人須於2026年3月31日或之前或署長批准的其他期限，根據署長全權核准或要求的經核准緩解方案，自費進行及完成該地段內的該等緩解及鞏固工程及附帶工程，包括保養通道工程(「內部工程」)，及綠色邊界虛線範圍或其他政府土地的該等緩解及鞏固工程及附帶工程，包括保養通道工程(「外部工程」)，致使署長在各方面滿意。在內部工程及外部工程完工前，勘察識別出的受山泥傾瀉及礫石下墜的危險的地段或建於或將建於該地段之上的任何建築物或構築物，不得被任何住客及佔用人及其真實賓客、訪客及所邀請者佔用。
- (d) 受制於批地文件特別條款第40(f)條，承授人在完成綠色邊界虛線範圍或其他政府土地的勘察及外部工程，致使署長在各方面滿意後，承授人不須再在綠色邊界虛線範圍或其他政府土地進行岩土工程勘察、緩解及鞏固工程及附帶工程。

(e) 承授人須自費到土地註冊處就該地段註冊已獲署長批准的圖則，顯示內部工程及外部工程的位置、性質和涵蓋範圍以及該地段及政府土地內承授人可能須要或被要求進行保養工程的位置和範圍，包括於該地段及政府土地範圍根據批地文件特別條款第40(f)條承授人可能須要或被要求進行清理山泥傾瀉及礫石下墜的範圍(「天然山坡危害緩解及鞏固工程圖則」)。

(f) (i) 承授人在整個批地文件批租年期內須自費保養內部工程及外部工程至良好和修繕妥當的狀態，致使署長在各方面滿意，以確保內部工程及外部工程能繼續發揮其設定的作用。保養工程包括但不限於清理下墜於內部工程或外部工程或顯示於天然山坡危害緩解及鞏固工程圖則的該地段範圍或政府土地的山泥傾瀉或礫石。

(ii) 如承授人違反保養內部工程及外部工程的責任，除政府可針對承授人而具有的權利和濟助外，署長亦有權以書面通知要求承授人在署長絕對酌情決定認為適當的限期內進行該等保養工程。倘若承授人在該通知指定限期內忽視或未能遵守該通知令署長滿意，署長可立即執行及進行所需的保養工程而承授須應要求向政府付還有關費用連同任何監督和經常費用，費用由署長或其所授權的人員釐定，其決定為最終並對承授人具約束力。

(g) 為進行勘察，及進行、完成、視察及保養內部工程及外部工程為目的，承授人有權進出綠色邊界虛線範圍及任何其他政府土地，而承授人可能被要求或將被要求進行保養工程，包括清理下墜於內部工程或外部工程或顯示於天然山坡危害緩解及鞏固工程圖則的該地段範圍或政府土地的山泥傾瀉或礫石，並受制於處長絕對酌情決定。

(h) 倘若因進行勘察或因進行視察、檢查、監督及保養內部工程或外部工程而導致或令綠色邊界虛線範圍或任何其他政府土地，承授人須自費於署長有全權規定的時間內將其修復其至署長全面滿意。倘若承授人未能在指定限期遵行此分段的責任，署長可立即執行及進行所需的工程而承授須應要求向政府付還有關費用連同任何監督和經常費用，費用由署長或其所授權的人員釐定，其決定為最終並對承授人具約束力。

(i) 承授人須在所有時候允許政府、署長、其官員、承辦商、代理、工人及其他獲署長授權人士(可連同或不連同工具、設備、機器、機械或汽車)有權免費並不受干擾進出往返及穿越該地段及其任何部分及任何建於或將建於該地段之上的任何建築物或構築物，以便視察、檢查及監督任何須按批地文件特別條款第40(b)、(c)、(f)及(h)條進行的工程，及進行、視察、檢查及監督根據批地文件特別條款第(f)(ii)及(h)條進行的工程及任何其他署長認為有需要的工程。

(j) 就對承授人或任何其他人所造成或承授人或任何其他人士蒙受的任何損失、損壞、滋擾或干擾，不論是否因承授人履行批地文件特別條款第40(b)、(c)、(f)及(h)條的責任，或因承授人行使特別條款第40(g)條的權利，或因政府、署長、其官員、承辦商、代理、工人及其他獲署長授權人士行使批地文件特別條款第40(f)(ii)、(h)及(i)條的權利或其他原因而直接或間接引起或附帶的，政府概不承擔任何義務或責任，承授人亦不得針對政府就該等損失、損壞、滋擾或干擾提出任何申索。

(k) 承授人須就因承授人履行批地文件此特別條款下的義務而進行的工程，或任何承授人在進行勘察時、或內部工程或外部工程的設計、建築及保養有任何遺漏、疏忽或違反而直接或間接引起或與之有關之任何形式之責任、申索、損失、損害賠償、費用、開支、成本、索求、法律行動及訴訟，不論如何產生(包括但不限於任何財物損壞或損失、人身傷亡)彌償政府及使其維持獲彌償。

(l) 儘管批地文件特別條款第40(b)、(c)、(f)、(g)及(h)條規定，承授人在此特別條款下對綠色邊界虛線範圍及任何其他政府土地或其任何部分的義務和權利在政府向承授人發出通知即告終止，承授人不得就因該終止而遭受的任何損失、損害或干擾或所產生的任何費用向政府提出任何申索。不過，該終止並不影響政府就承授人因先前的違反、不履行或不遵守特別條款第40(b)、(c)、(f)、(g)及(h)條所擁有的權利及濟助。

C. 若有或曾有任何土地之削去、清除或後移，或任何種類的堆土、填土或斜坡整理工程，不論該等工程是否已獲署長事先書面同意，不論處於該地段內或任何政府土地上，不論其目的是為塑造、平整或發展該地段或承授人於批地文件條款下須進行的其他工程或為任何其他目的而進行，承授人須自費進行及建造該等有需要之斜坡整理工程、擋土牆或其他支撐、防護措施、排水系統或附屬或其他工程，以保護及支持該地段內的該等土地及任何相鄰或毗連之政府土地或已出租土地，及排除及預防其後發生的任何泥土剝落、山泥傾瀉或土地下陷。承授人須在整個批地文件批租年期內，自費保養上述土地、斜坡整理工程、擋土牆或其他支撐、防護措施、排水系統或附屬或其他工程，並保持在良好和修繕妥當的狀態，致使署長滿意。

2. 每名擁有人均須分擔維修工程的費用。

3. 斜坡、護土牆或有關構築物(如有)之位置，請參閱本節之附圖。

4. 根據公契，發展項目的管理人獲擁有人授權進行維修工程。



Remark:
The plan above is for showing the location of slopes and retaining walls only. Other matters shown in this plan may not reflect their latest conditions.

備註：
上圖僅作顯示斜坡及護土牆的位置，圖中所示之其他事項未必能反映其最新狀況。

Not applicable.

不適用。

1. Gondola System

The manager of the development has the power to operate the gondola systems or similar systems in the development and for the avoidance of doubt the manager may move and use a gondola in or through the airspace over any balcony, utility platform, flat roof or roof or any other area forming part of any residential property.

2. Genset Exhaust at Roof

The genset exhaust installed in tower roof may be in close proximity to certain private roof.

3. Pipes

Some common pipes and/or exposed pipes are located on the external walls, along private flat roof or roof fence wall of some residential properties. It is possible that the views of some residential properties may be affected by these pipes.

4. No Gas Supply to certain Residential Properties

Certain residential properties will not be provided with gas pipe for the supply of town gas.

5. Noise Mitigation Measures

Measures to mitigate noise impact will be provided in the Phase and summarized as follows:-

Particulars of Noise Mitigation Measure of the Phase. Maintenance Window and self-closing door would be opened for maintenance only but not for ventilation purpose.

Tower 1			
Flat	Room	Floor	Noice Mitigation Measures
A1	MBR	1/F – 18/F	Fixed Glazing (with or without Maintenance Window)
A5	Liv./Din.	19/F	Acoustic Door (Baffle Type)
			Fixed Glazing (with or without Maintenance Window)
	MBR	19/F	Acoustic Window (Baffle Type)
			Fixed Glazing (with or without Maintenance Window)
	BR2	19/F	Acoustic Window (Baffle Type)
			Fixed Glazing (with or without Maintenance Window)
A6	Liv./Din.	1/F – 18/F	Acoustic Door (Baffle Type)
			Fixed Glazing (with or without Maintenance Window)
	MBR	1/F – 18/F	Acoustic Window (Baffle Type)
			Fixed Glazing (with or without Maintenance Window)
	BR2	1/F – 3/F, 8/F – 18/F	Acoustic Window (Baffle Type)
		1/F – 18/F	Fixed Glazing (with or without Maintenance Window)
	Liv./Din.	19/F	Acoustic Door (Baffle Type)
			Fixed Glazing (with or without Maintenance Window)
	MBR	19/F	Acoustic Window (Baffle Type)
			Fixed Glazing (with or without Maintenance Window)
	BR2	19/F	Acoustic Window (Baffle Type)
			Fixed Glazing (with or without Maintenance Window)

Tower 1			
Flat	Room	Floor	Noice Mitigation Measures
A7	Liv./Din.	1/F – 3/F, 8/F – 18/F	Acoustic Door (Baffle Type)
		1/F – 18/F	Fixed Glazing (with or without Maintenance Window)
	MBR	1/F – 2/F, 8/F – 18/F	Acoustic Window (Baffle Type)
		1/F – 18/F	Fixed Glazing (with or without Maintenance Window)
	BR2	1/F – 2/F, 8/F – 18/F	Acoustic Window (Baffle Type)
		1/F – 18/F	Fixed Glazing (with or without Maintenance Window)
A8	Liv./Din.	1/F, 9/F – 18/F	Acoustic Door (Baffle Type)
		1/F – 18/F	Fixed Glazing (with or without Maintenance Window)
	MBR	1/F, 9/F – 18/F	Acoustic Window (Baffle Type)
		1/F – 18/F	Fixed Glazing (with or without Maintenance Window)
	BR2	17/F – 18/F	Acoustic Window (Baffle Type)
		1/F – 18/F	Fixed Glazing (with or without Maintenance Window)
B2	Liv./Din.	1/F – 18/F	Acoustic Door (Baffle Type)
			Fixed Glazing (with or without Maintenance Window)
	MBR	1/F – 18/F	Fixed Glazing (with or without Maintenance Window)
	BR2	1/F – 18/F	Acoustic Window (Baffle Type)
			Fixed Glazing (with or without Maintenance Window)
	BR3	1/F – 18/F	Acoustic Window (Baffle Type)
			Fixed Glazing (with or without Maintenance Window)
	Liv./Din.	19/F	Acoustic Door (Baffle Type)
			Fixed Glazing (with or without Maintenance Window)
	MBR	19/F	Acoustic Window (Baffle Type)
			Fixed Glazing (with or without Maintenance Window)
B3	BR2	19/F	Acoustic Window (Baffle Type)
			Fixed Glazing (with or without Maintenance Window)
	Liv./Din.	1/F – 18/F	Acoustic Door (Baffle Type)
			Fixed Glazing (with or without Maintenance Window)
	MBR	1/F – 18/F	Acoustic Window (Baffle Type)
			Fixed Glazing (with or without Maintenance Window)
B2	BR2	19/F	Acoustic Window (Baffle Type)
			Fixed Glazing (with or without Maintenance Window)
	Liv./Din.	1/F – 18/F	Acoustic Door (Baffle Type)
			Fixed Glazing (with or without Maintenance Window)
B3	BR2	19/F	Acoustic Window (Baffle Type)
			Fixed Glazing (with or without Maintenance Window)
	Liv./Din.	1/F – 18/F	Acoustic Door (Baffle Type)
			Fixed Glazing (with or without Maintenance Window)

Tower 6			
Flat	Room	Floor	Noice Mitigation Measures
A1	Liv./Din.	3/F – 15/F	Acoustic Window (Baffle Type)
		1/F – 15/F	Fixed Glazing (with or without Maintenance Window)
			Sound Absorption Material on Fin/ Facade
			Self-closing Door (not for ventilation purpose)
	MBR	1/F – 15/F	Acoustic Window (Baffle Type)
			Fixed Glazing (with or without Maintenance Window)
			Sound Absorption Material on Fin/ Facade
			1.2m Acoustic Fin
	Bal.&U.P.	1/F – 15/F	Sound Absorption Material on Fin/ Facade
A2	Liv./Din.	3/F – 15/F	Acoustic Window (Baffle Type)
		1/F – 15/F	Fixed Glazing (with or without Maintenance Window)
			Sound Absorption Material on Fin/ Facade
			Self-closing Door (not for ventilation purpose)
	MBR	1/F – 15/F	Acoustic Window (Baffle Type)
			Fixed Glazing (with or without Maintenance Window)
			Sound Absorption Material on Fin/ Facade
			Sound Absorption Material on Fin/ Facade
	Bal.&U.P.	1/F – 15/F	Sound Absorption Material on Fin/ Facade
A3	Liv./Din.	3/F – 15/F	Acoustic Window (Baffle Type)
		1/F – 15/F	Fixed Glazing (with or without Maintenance Window)
			Sound Absorption Material on Fin/ Facade
			Self-closing Door (not for ventilation purpose)
	MBR	1/F – 15/F	Acoustic Window (Baffle Type)
			Fixed Glazing (with or without Maintenance Window)
			Sound Absorption Material on Fin/ Facade
			Sound Absorption Material on Fin/ Facade
	Bal.&U.P.	1/F – 15/F	Sound Absorption Material on Fin/ Facade
A5	Liv./Din.	2/F – 15/F	Acoustic Window (Baffle Type)
		1/F – 15/F	Fixed Glazing (with or without Maintenance Window)
			Sound Absorption Material on Fin/ Facade
			Self-closing Door (not for ventilation purpose)
	MBR	1/F – 3/F	Acoustic Window (Baffle Type)
		5/F – 15/F	Acoustic Window (Baffle Type) with adding extra Sound
			Absorption Material at top and both sides between outer facade and inner sliding panel
		1/F – 15/F	Fixed Glazing (with or without Maintenance Window)
			Sound Absorption Material on Fin/ Facade
	Bal.&U.P.	1/F – 15/F	Sound Absorption Material on Fin/ Facade

Tower 6			
Flat	Room	Floor	Noice Mitigation Measures
A6	Liv./Din.	3/F – 15/F	Acoustic Window (Baffle Type)
		1/F – 15/F	Fixed Glazing (with or without Maintenance Window)
			Sound Absorption Material on Fin/ Facade
			Self-closing Door (not for ventilation purpose)
	MBR	2/F – 3/F	Acoustic Window (Baffle Type)
		5/F – 15/F	Acoustic Window (Baffle Type) with adding extra Sound Absorption Material at top and both sides between outer facade and inner sliding panel
		1/F – 15/F	Fixed Glazing (with or without Maintenance Window)
			Sound Absorption Material on Fin/ Facade
	Bal.&U.P.	1/F – 15/F	Sound Absorption Material on Fin/ Facade
A7	Liv./Din.	2/F – 12/F	Acoustic Window (Baffle Type)
		15/F	Acoustic Window (Baffle Type) with adding extra Sound Absorption Material at top and both sides between outer facade and inner sliding panel
		1/F – 15/F	Fixed Glazing (with or without Maintenance Window)
			Sound Absorption Material on Fin/ Facade
			Self-closing Door (not for ventilation purpose)
	MBR	2/F – 3/F, 15/F	Acoustic Window (Baffle Type)
		5/F – 12/F	Acoustic Window (Baffle Type) with adding extra Sound Absorption Material at top and both sides between outer facade and inner sliding panel
		1/F – 15/F	Fixed Glazing (with or without Maintenance Window)
			Sound Absorption Material on Fin/ Facade
	Bal.&U.P.	1/F – 15/F	Sound Absorption Material on Fin/ Facade
A8	Liv./Din.	2/F – 12/F	Acoustic Door (Baffle Type)
		1/F – 12/F	Fixed Glazing (with or without Maintenance Window)
	MBR	2/F – 12/F	Acoustic Window (Baffle Type)
		1/F – 12/F	Fixed Glazing (with or without Maintenance Window)
			1.3m Acoustic Fin
			Sound Absorption Material on Fin/ Facade
		1/F	Horizontal Acoustic Fin
	BR2	2/F – 12/F	Acoustic Window (Baffle Type)
		1/F – 12/F	Fixed Glazing (with or without Maintenance Window)
			Sound Absorption Material on Fin/ Facade
		1/F	Horizontal Acoustic Fin
	BR3	1/F – 12/F	Fixed Glazing (with or without Maintenance Window)

Tower 6			
Flat	Room	Floor	Noice Mitigation Measures
A8	BA	1/F – 12/F	1.45m Acoustic Fin
			Sound Absorption Material on Fin/ Facade
B1	Liv./Din.	1/F – 2/F	Fixed Glazing (with or without Maintenance Window)
	MBR	1/F – 2/F	Fixed Glazing (with or without Maintenance Window)
B5	Liv./Din.	6/F – 15/F	Acoustic Door (Baffle Type)
		3/F – 15/F	Fixed Glazing (with or without Maintenance Window)
	MBR	5/F – 15/F	Acoustic Window (Baffle Type)
		3/F – 15/F	Fixed Glazing (with or without Maintenance Window)
C1	Liv./Din.	6/F – 15/F	Acoustic Door (Baffle Type)
		1/F – 15/F	Fixed Glazing (with or without Maintenance Window)
	BR2	7/F – 15/F	Acoustic Window (Baffle Type)
		1/F – 15/F	Fixed Glazing (with or without Maintenance Window)
	BR3	6/F – 15/F	Acoustic Window (Baffle Type)
		1/F – 15/F	Fixed Glazing (with or without Maintenance Window)
C2	Liv./Din.	6/F – 15/F	Acoustic Door (Baffle Type)
		1/F – 15/F	Fixed Glazing (with or without Maintenance Window)
	MBR	5/F – 15/F	Acoustic Window (Baffle Type)
		1/F – 15/F	Fixed Glazing (with or without Maintenance Window)
C3	Liv./Din.	6/F – 15/F	Acoustic Door (Baffle Type)
		1/F – 15/F	Fixed Glazing (with or without Maintenance Window)
	MBR	7/F – 15/F	Acoustic Window (Baffle Type)
		1/F – 15/F	Fixed Glazing (with or without Maintenance Window)
D1	Liv./Din.	5/F – 12/F	Acoustic Door (Baffle Type)
		15/F	Acoustic Door (Baffle Type) with adding extra Sound Absorption Material at top and both sides between outer facade and inner sliding panel
			Fixed Glazing (with or without Maintenance Window)
	BR2	5/F – 15/F	Acoustic Window (Baffle Type)
		1/F – 15/F	Fixed Glazing (with or without Maintenance Window)
D2	Liv./Din.	5/F – 15/F	Acoustic Door (Baffle Type)
		1/F – 15/F	Fixed Glazing (with or without Maintenance Window)
	MBR	5/F – 15/F	Acoustic Window (Baffle Type)
		1/F – 15/F	Fixed Glazing (with or without Maintenance Window)
	BR2	5/F – 15/F	Acoustic Window (Baffle Type)
		1/F – 15/F	Fixed Glazing (with or without Maintenance Window)

Tower 6			
Flat	Room	Floor	Noice Mitigation Measures
D3	Liv./Din.	3/F – 7/F	Acoustic Door (Baffle Type)
		8/F – 15/F	Acoustic Door (Baffle Type) with adding extra Sound Absorption Material at top and both sides between outer facade and inner sliding panel
		1/F – 15/F	Fixed Glazing (with or without Maintenance Window)
	MBR	3/F – 15/F	Acoustic Window (Baffle Type)
		1/F – 15/F	Fixed Glazing (with or without Maintenance Window)
	BR2	3/F – 15/F	Acoustic Window (Baffle Type)
		1/F – 15/F	Fixed Glazing (with or without Maintenance Window)
D5	Liv./Din.	3/F – 15/F	Acoustic Door (Baffle Type)
		1/F – 15/F	Fixed Glazing (with or without Maintenance Window)
	MBR	3/F – 15/F	Acoustic Window (Baffle Type)
		1/F – 15/F	Fixed Glazing (with or without Maintenance Window)
	BR2	3/F – 15/F	Acoustic Window (Baffle Type)
		1/F – 15/F	Fixed Glazing (with or without Maintenance Window)

Tower 7			
Flat	Room	Floor	Noice Mitigation Measures
A1	Liv./Din.	2/F – 15/F	Acoustic Door (Baffle Type)
		1/F – 15/F	Fixed Glazing (with or without Maintenance Window)
	MBR	2/F – 15/F	Acoustic Window (Baffle Type)
		1/F – 15/F	Fixed Glazing (with or without Maintenance Window)
	BR2	2/F – 15/F	Acoustic Window (Baffle Type)
		1/F – 15/F	Fixed Glazing (with or without Maintenance Window)
	BR3	2/F – 15/F	Acoustic Window (Baffle Type)
		1/F – 15/F	Fixed Glazing (with or without Maintenance Window)
	Garden	1/F	Min. 1.1mH Solid Wall
A2	Liv./Din.	2/F – 15/F	Acoustic Door (Baffle Type)
		1/F – 15/F	Fixed Glazing (with or without Maintenance Window)
	MBR	2/F – 15/F	Acoustic Window (Baffle Type)
		1/F – 15/F	Fixed Glazing (with or without Maintenance Window)
	BR2	2/F – 15/F	Acoustic Window (Baffle Type)
		1/F – 15/F	Fixed Glazing (with or without Maintenance Window)
	Garden	1/F	Min. 1.1mH Solid Wall

Tower 7			
Flat	Room	Floor	Noice Mitigation Measures
A3	Liv./Din.	2/F – 15/F	Acoustic Door (Baffle Type)
		1/F – 15/F	Fixed Glazing (with or without Maintenance Window)
	MBR	2/F – 15/F	Acoustic Window (Baffle Type)
		1/F – 15/F	Fixed Glazing (with or without Maintenance Window)
	Garden	1/F	Min. 1.1mH Solid Wall
A5	Liv./Din.	2/F – 15/F	Acoustic Door (Baffle Type)
		1/F – 15/F	Fixed Glazing (with or without Maintenance Window)
	MBR	2/F – 15/F	Acoustic Window (Baffle Type)
		1/F – 15/F	Fixed Glazing (with or without Maintenance Window)
	Garden	1/F	Min. 1.1mH Solid Wall
A6	Liv./Din.	2/F – 15/F	Acoustic Door (Baffle Type)
		1/F – 15/F	Fixed Glazing (with or without Maintenance Window)
	MBR	2/F – 15/F	Acoustic Window (Baffle Type)
		1/F – 15/F	Fixed Glazing (with or without Maintenance Window)
	Garden	1/F	Min. 1.1mH Solid Wall
A7	Liv./Din.	2/F – 15/F	Acoustic Door (Baffle Type)
		1/F – 15/F	Fixed Glazing (with or without Maintenance Window)
	MBR	2/F – 15/F	Acoustic Window (Baffle Type)
		1/F – 15/F	Fixed Glazing (with or without Maintenance Window)
	Garden	1/F	Min. 1.1mH Solid Wall
A8	Liv./Din.	2/F – 15/F	Acoustic Door (Baffle Type)
		1/F – 15/F	Fixed Glazing (with or without Maintenance Window)
	MBR	1/F – 15/F	Acoustic Window (Baffle Type)
			Fixed Glazing (with or without Maintenance Window)
	BR2	2/F – 15/F	Acoustic Window (Baffle Type)
		1/F – 15/F	Fixed Glazing (with or without Maintenance Window)
	Garden	1/F	Min. 1.1mH Solid Wall
A9	Liv./Din.	1/F – 15/F	Acoustic Door (Baffle Type)
			Fixed Glazing (with or without Maintenance Window)
	MBR	1/F – 15/F	Acoustic Window (Baffle Type)
			Fixed Glazing (with or without Maintenance Window)
	Garden	1/F	Min. 1.1mH Solid Wall
A10	Liv./Din.	2/F – 8/F	Acoustic Door (Baffle Type)
		2/F – 15/F	Fixed Glazing (with or without Maintenance Window)

Tower 7			
Flat	Room	Floor	Noice Mitigation Measures
A10	MBR	2/F – 15/F	Acoustic Window (Baffle Type)
			Fixed Glazing (with or without Maintenance Window)
	BR2	2/F – 15/F	Acoustic Window (Baffle Type)
			Fixed Glazing (with or without Maintenance Window)
	BR3	2/F – 15/F	Acoustic Window (Baffle Type)
			Fixed Glazing (with or without Maintenance Window)
	Kitchen	2/F – 15/F	1.2m Acoustic Fin
			Sound Absorption Material on Fin/ Facade
B1	Liv./Din.	9/F – 15/F	Acoustic Door (Baffle Type)
		1/F – 15/F	Fixed Glazing (with or without Maintenance Window)
	MBR	11/F – 15/F	Acoustic Window (Baffle Type)
		1/F – 15/F	Fixed Glazing (with or without Maintenance Window)
	BR2	10/F – 15/F	Acoustic Window (Baffle Type)
		1/F – 15/F	Fixed Glazing (with or without Maintenance Window)
	BR3	9/F – 15/F	Acoustic Window (Baffle Type)
		1/F – 15/F	Fixed Glazing (with or without Maintenance Window)
B2	Liv./Din.	8/F – 15/F	Acoustic Door (Baffle Type)
		1/F – 15/F	Fixed Glazing (with or without Maintenance Window)
	MBR	8/F – 15/F	Acoustic Window (Baffle Type)
		1/F – 15/F	Fixed Glazing (with or without Maintenance Window)
	BR2	7/F – 15/F	Acoustic Window (Baffle Type)
		1/F – 15/F	Fixed Glazing (with or without Maintenance Window)
B3	Liv./Din.	6/F – 15/F	Acoustic Door (Baffle Type)
		1/F – 15/F	Fixed Glazing (with or without Maintenance Window)
	MBR	6/F – 15/F	Acoustic Window (Baffle Type)
		1/F – 15/F	Fixed Glazing (with or without Maintenance Window)
	BR2	7/F – 15/F	Acoustic Window (Baffle Type)
		2/F – 15/F	Fixed Glazing (with or without Maintenance Window)
B5	Liv./Din.	6/F – 15/F	Acoustic Door (Baffle Type)
		1/F – 15/F	Fixed Glazing (with or without Maintenance Window)
	MBR	6/F – 15/F	Acoustic Window (Baffle Type)
		1/F – 15/F	Fixed Glazing (with or without Maintenance Window)
	BR2	6/F – 15/F	Acoustic Window (Baffle Type)
		1/F – 15/F	Fixed Glazing (with or without Maintenance Window)
B6	Liv./Din.	1/F – 15/F	Fixed Glazing (with or without Maintenance Window)

Tower 7			
Flat	Room	Floor	Noice Mitigation Measures
D1	Liv./Din.	2/F – 5/F, 10/F – 12/F	Acoustic Window (Baffle Type)
		6/F – 9/F, 15/F	Acoustic Window (Baffle Type) with adding extra Sound Absorption Material at top and both sides between outer facade and inner sliding panel
		2/F – 15/F	Fixed Glazing (with or without Maintenance Window)
			Sound Absorption Material on Fin/ Facade
		2/F – 15/F	Self-closing Door (not for ventilation purpose)
	MBR	2/F – 5/F, 7/F – 15/F	Acoustic Window (Baffle Type)
		6/F	Acoustic Window (Baffle Type) with adding extra Sound Absorption Material at top and both sides between outer facade and inner sliding panel
		2/F – 15/F	Fixed Glazing (with or without Maintenance Window)
			Sound Absorption Material on Fin/ Facade
	Bal.&U.P.	2/F – 15/F	Sound Absorption Material on Fin/ Facade
D2	Liv./Din.	2/F – 15/F	Acoustic Window (Baffle Type)
			Fixed Glazing (with or without Maintenance Window)
			Sound Absorption Material on Fin/ Facade
		2/F – 15/F	Self-closing Door (not for ventilation purpose)
	MBR	2/F – 15/F	Acoustic Window (Baffle Type)
			Fixed Glazing (with or without Maintenance Window)
			Sound Absorption Material on Fin/ Facade
	Flat Roof	2/F	Sound Absorption Material on Fin/ Facade
	Bal.&U.P.	3/F – 15/F	Sound Absorption Material on Fin/ Facade
D3	Liv./Din.	2/F – 15/F	Acoustic Window (Baffle Type)
			Fixed Glazing (with or without Maintenance Window)
			Sound Absorption Material on Fin/ Facade
		2/F – 15/F	Self-closing Door (not for ventilation purpose)
	MBR	2/F – 15/F	Acoustic Window (Baffle Type)
			Fixed Glazing (with or without Maintenance Window)
			Sound Absorption Material on Fin/ Facade
	Flat Roof	2/F	Sound Absorption Material on Fin/ Facade
	Bal.&U.P.	3/F – 15/F	Sound Absorption Material on Fin/ Facade

Tower 7			
Flat	Room	Floor	Noice Mitigation Measures
D5	Liv./Din.	2/F – 15/F	Acoustic Window (Baffle Type)
			Fixed Glazing (with or without Maintenance Window)
			Sound Absorption Material on Fin/ Facade
		2/F – 15/F	Self-closing Door (not for ventilation purpose)
	MBR	2/F – 15/F	Acoustic Window (Baffle Type)
			Fixed Glazing (with or without Maintenance Window)
			Sound Absorption Material on Fin/ Facade
	Flat Roof	2/F	Sound Absorption Material on Fin/ Facade
	Bal.&U.P.	3/F – 15/F	Sound Absorption Material on Fin/ Facade
D6	Liv./Din.	2/F – 15/F	Acoustic Window (Baffle Type)
			Fixed Glazing (with or without Maintenance Window)
			Sound Absorption Material on Fin/ Facade
		2/F – 15/F	Self-closing Door (not for ventilation purpose)
	MBR	2/F – 5/F, 10/F – 15/F	Acoustic Window (Baffle Type)
		6/F – 9/F	Acoustic Window (Baffle Type) with adding extra Sound Absorption Material at top and both sides between outer facade and inner sliding panel
		2/F – 15/F	Fixed Glazing (with or without Maintenance Window)
			Sound Absorption Material on Fin/ Facade
	Flat Roof	2/F	Sound Absorption Material on Fin/ Facade
	Bal.&U.P.	3/F – 15/F	Sound Absorption Material on Fin/ Facade

Note: 4/F, 13/F and 14/F are omitted.

6. Refuse Collection

The manager of the development will arrange refuse collection company for refuse collection.

7. Lamp post

There are lamp post(s) adjacent to the Development. Prospective purchasers please note the possible impact (if any) of the illumination of such lightings on individual residential properties.

8. Provision of Lay-by

Pursuant to the land grant of the Development, a lay-by the design as required by Transport Department of which allows it to be used as a lay-by for buses will be provided at the approximate location as indicated on the plan in this section. It is possible that the lay-by will be utilized for the purpose of public transport in future by Transport Department’s discretion.

9. Exhaust from Common Facilities

There is exhaust from plant rooms and food & beverage area in common areas and facilities which may be in proximity to certain residential properties.

1. 吊船系統

發展項目管理人有權於發展項目中操作吊船或類似系統，為免生疑，管理人可於屬任何住宅物業一部分之任何露台、工作平台、平台、天台或其他部分內或其上空移動或使用吊船或將吊船穿越該等部分之上空。

2. 天台發電機組排氣口

大樓天台安裝的發電機組的排氣口可能十分鄰近個別私人天台位置。

3. 喉管

有公用喉管及/或外露喉管在外牆上/沿部分住宅物業私人平台或天台圍牆設置。部分住宅物業之景觀可能受該等喉管影響。

4. 個別住宅物業無煤氣供應

個別住宅物業將不會提供煤氣喉管以供應煤氣。

5. 噪音緩解措施

緩解噪音的措施將於期數中設置，摘要如下：

期數噪音緩解措施詳情。維修窗及自掩門只供維修使用而非通風用途。

第1座			
單位	房間	樓層	噪音緩解措施
A1	主人睡房	1樓至18樓	固定窗戶(連或不連維修窗)
A5	客廳/飯廳	19樓	減音門(擋音式)
			固定窗戶(連或不連維修窗)
	主人睡房	19樓	減音窗(擋音式)
			固定窗戶(連或不連維修窗)
A6	睡房2	19樓	減音窗(擋音式)
			固定窗戶(連或不連維修窗)
	客廳/飯廳	1樓至18樓	減音門(擋音式)
			固定窗戶(連或不連維修窗)
	主人睡房	1樓至18樓	減音窗(擋音式)
			固定窗戶(連或不連維修窗)
	睡房2	1樓至3樓、8樓至18樓	減音窗(擋音式)
		1樓至18樓	固定窗戶(連或不連維修窗)
	客廳/飯廳	19樓	減音門(擋音式)
			固定窗戶(連或不連維修窗)
	主人睡房	19樓	減音窗(擋音式)
			固定窗戶(連或不連維修窗)
	睡房2	19樓	減音窗(擋音式)
			固定窗戶(連或不連維修窗)

第1座			
單位	房間	樓層	噪音緩解措施
A7	客廳/飯廳	1樓至3樓、8樓至18樓	減音門(擋音式)
		1樓至18樓	固定窗戶(連或不連維修窗)
	主人睡房	1樓至2樓、8樓至18樓	減音窗(擋音式)
		1樓至18樓	固定窗戶(連或不連維修窗)
	睡房2	1樓至2樓、8樓至18樓	減音窗(擋音式)
		1樓至18樓	固定窗戶(連或不連維修窗)
A8	客廳/飯廳	1樓、9樓至18樓	減音門(擋音式)
		1樓至18樓	固定窗戶(連或不連維修窗)
	主人睡房	1樓、9樓至18樓	減音窗(擋音式)
		1樓至18樓	固定窗戶(連或不連維修窗)
	睡房2	17樓至18樓	減音窗(擋音式)
		1樓至18樓	固定窗戶(連或不連維修窗)
B2	客廳/飯廳	1樓至18樓	減音門(擋音式)
			固定窗戶(連或不連維修窗)
	主人睡房	1樓至18樓	固定窗戶(連或不連維修窗)
			固定窗戶(連或不連維修窗)
	睡房2	1樓至18樓	減音窗(擋音式)
			固定窗戶(連或不連維修窗)
	睡房3	1樓至18樓	減音窗(擋音式)
			固定窗戶(連或不連維修窗)
	客廳/飯廳	19樓	減音門(擋音式)
			固定窗戶(連或不連維修窗)
	主人睡房	19樓	減音窗(擋音式)
			固定窗戶(連或不連維修窗)
B3	睡房2	19樓	減音窗(擋音式)
			固定窗戶(連或不連維修窗)
	客廳/飯廳	1樓至18樓	減音門(擋音式)
			固定窗戶(連或不連維修窗)
	主人睡房	1樓至18樓	減音窗(擋音式)
			固定窗戶(連或不連維修窗)

第6座			
單位	房間	樓層	噪音緩解措施
A1	客廳/飯廳	3樓至15樓	減音窗(擋音式)
		1樓至15樓	固定窗戶(連或不連維修窗)
			建築裝飾鰭/面牆上的吸音物料
			自掩門(不作通風用途)
	主人睡房	1樓至15樓	減音窗(擋音式)
			固定窗戶(連或不連維修窗)
			建築裝飾鰭/面牆上的吸音物料
			1.2米減音鰭
	露台及工作平台	1樓至15樓	建築裝飾鰭/面牆上的吸音物料
A2	客廳/飯廳	3樓至15樓	減音窗(擋音式)
		1樓至15樓	固定窗戶(連或不連維修窗)
			建築裝飾鰭/面牆上的吸音物料
			自掩門(不作通風用途)
	主人睡房	1樓至15樓	減音窗(擋音式)
			固定窗戶(連或不連維修窗)
			建築裝飾鰭/面牆上的吸音物料
			1.2米減音鰭
	露台及工作平台	1樓至15樓	建築裝飾鰭/面牆上的吸音物料
A3	客廳/飯廳	3樓至15樓	減音窗(擋音式)
		1樓至15樓	固定窗戶(連或不連維修窗)
			建築裝飾鰭/面牆上的吸音物料
			自掩門(不作通風用途)
	主人睡房	1樓至15樓	減音窗(擋音式)
			固定窗戶(連或不連維修窗)
			建築裝飾鰭/面牆上的吸音物料
			1.2米減音鰭
	露台及工作平台	1樓至15樓	建築裝飾鰭/面牆上的吸音物料
A5	客廳/飯廳	2樓至15樓	減音窗(擋音式)
		1樓至15樓	固定窗戶(連或不連維修窗)
			建築裝飾鰭/面牆上的吸音物料
			自掩門(不作通風用途)
	主人睡房	1樓至3樓	減音窗(擋音式)
		5樓至15樓	減音窗(擋音式)並於外玻璃面及裏趟板之間的空間頂部及兩側額外安裝吸音物料
		1樓至15樓	固定窗戶(連或不連維修窗)
			建築裝飾鰭/面牆上的吸音物料
	露台及工作平台	1樓至15樓	建築裝飾鰭/面牆上的吸音物料

第6座			
單位	房間	樓層	噪音緩解措施
A6	客廳/飯廳	3樓至15樓	減音窗(擋音式)
		1樓至15樓	固定窗戶(連或不連維修窗)
			建築裝飾鰭/面牆上的吸音物料
			自掩門(不作通風用途)
	主人睡房	2樓至3樓	減音窗(擋音式)
		5樓至15樓	減音窗(擋音式)並於外玻璃面及裏趟板之間的空間頂部及兩側額外安裝吸音物料
		1樓至15樓	固定窗戶(連或不連維修窗)
			建築裝飾鰭/面牆上的吸音物料
	露台及工作平台	1樓至15樓	建築裝飾鰭/面牆上的吸音物料
A7	客廳/飯廳	2樓至12樓	減音窗(擋音式)
		15樓	減音窗(擋音式)並於外玻璃面及裏趟板之間的空間頂部及兩側額外安裝吸音物料
		1樓至15樓	固定窗戶(連或不連維修窗)
			建築裝飾鰭/面牆上的吸音物料
	主人睡房	2樓至3樓、15樓	減音窗(擋音式)
		5樓至12樓	減音窗(擋音式)並於外玻璃面及裏趟板之間的空間頂部及兩側額外安裝吸音物料
		1樓至15樓	固定窗戶(連或不連維修窗)
			建築裝飾鰭/面牆上的吸音物料
	露台及工作平台	1樓至15樓	建築裝飾鰭/面牆上的吸音物料
A8	客廳/飯廳	2樓至12樓	減音門(擋音式)
		1樓至12樓	固定窗戶(連或不連維修窗)
	主人睡房	2樓至12樓	減音窗(擋音式)
		1樓至12樓	固定窗戶(連或不連維修窗)
			1.3米減音鰭
			建築裝飾鰭/面牆上的吸音物料
		1樓	水平減音鰭
	睡房2	2樓至12樓	減音窗(擋音式)
		1樓至12樓	固定窗戶(連或不連維修窗)
			建築裝飾鰭/面牆上的吸音物料
		1樓	水平減音鰭
	睡房3	1樓至12樓	固定窗戶(連或不連維修窗)
	浴室	1樓至12樓	1.45米減音鰭
			建築裝飾鰭/面牆上的吸音物料

第6座			
單位	房間	樓層	噪音緩解措施
B1	客廳/飯廳	1樓至2樓	固定窗戶(連或不連維修窗)
	主人睡房	1樓至2樓	固定窗戶(連或不連維修窗)
B5	客廳/飯廳	6樓至15樓	減音門(擋音式)
		3樓至15樓	固定窗戶(連或不連維修窗)
	主人睡房	5樓至15樓	減音窗(擋音式)
		3樓至15樓	固定窗戶(連或不連維修窗)
C1	客廳/飯廳	6樓至15樓	減音門(擋音式)
		1樓至15樓	固定窗戶(連或不連維修窗)
	睡房2	7樓至15樓	減音窗(擋音式)
		1樓至15樓	固定窗戶(連或不連維修窗)
	睡房3	6樓至15樓	減音窗(擋音式)
		1樓至15樓	固定窗戶(連或不連維修窗)
C2	客廳/飯廳	6樓至15樓	減音門(擋音式)
		1樓至15樓	固定窗戶(連或不連維修窗)
	主人睡房	5樓至15樓	減音窗(擋音式)
		1樓至15樓	固定窗戶(連或不連維修窗)
C3	客廳/飯廳	6樓至15樓	減音門(擋音式)
		1樓至15樓	固定窗戶(連或不連維修窗)
	主人睡房	7樓至15樓	減音窗(擋音式)
		1樓至15樓	固定窗戶(連或不連維修窗)
D1	客廳/飯廳	5樓至12樓	減音門(擋音式)
		15樓	減音門(擋音式)並於外玻璃面及裏趟板之間的空間頂部及兩側額外安裝吸音物料
		1樓至15樓	固定窗戶(連或不連維修窗)
	睡房2	5樓至15樓	減音窗(擋音式)
		1樓至15樓	固定窗戶(連或不連維修窗)
D2	客廳/飯廳	5樓至15樓	減音門(擋音式)
		1樓至15樓	固定窗戶(連或不連維修窗)
	主人睡房	5樓至15樓	減音窗(擋音式)
		1樓至15樓	固定窗戶(連或不連維修窗)
	睡房2	5樓至15樓	減音窗(擋音式)
		1樓至15樓	固定窗戶(連或不連維修窗)

第6座			
單位	房間	樓層	噪音緩解措施
D3	客廳/飯廳	3樓至7樓	減音門(擋音式)
		8樓至15樓	減音門(擋音式)並於外玻璃面及裏趟板之間的空間頂部及兩側額外安裝吸音物料
		1樓至15樓	固定窗戶(連或不連維修窗)
	主人睡房	3樓至15樓	減音窗(擋音式)
		1樓至15樓	固定窗戶(連或不連維修窗)
	睡房2	3樓至15樓	減音窗(擋音式)
1樓至15樓		固定窗戶(連或不連維修窗)	
D5	客廳/飯廳	3樓至15樓	減音門(擋音式)
		1樓至15樓	固定窗戶(連或不連維修窗)
	主人睡房	3樓至15樓	減音窗(擋音式)
		1樓至15樓	固定窗戶(連或不連維修窗)
	睡房2	3樓至15樓	減音窗(擋音式)
		1樓至15樓	固定窗戶(連或不連維修窗)

第7座			
單位	房間	樓層	噪音緩解措施
A1	客廳/飯廳	2樓至15樓	減音門(擋音式)
		1樓至15樓	固定窗戶(連或不連維修窗)
	主人睡房	2樓至15樓	減音窗(擋音式)
		1樓至15樓	固定窗戶(連或不連維修窗)
	睡房2	2樓至15樓	減音窗(擋音式)
		1樓至15樓	固定窗戶(連或不連維修窗)
	睡房3	2樓至15樓	減音窗(擋音式)
		1樓至15樓	固定窗戶(連或不連維修窗)
	花園	1樓	最低高度為1.1米實心護牆
A2	客廳/飯廳	2樓至15樓	減音門(擋音式)
		1樓至15樓	固定窗戶(連或不連維修窗)
	主人睡房	2樓至15樓	減音窗(擋音式)
		1樓至15樓	固定窗戶(連或不連維修窗)
	睡房2	2樓至15樓	減音窗(擋音式)
		1樓至15樓	固定窗戶(連或不連維修窗)
	花園	1樓	最低高度為1.1米實心護牆

第7座			
單位	房間	樓層	噪音緩解措施
A3	客廳/飯廳	2樓至15樓	減音門(擋音式)
		1樓至15樓	固定窗戶(連或不連維修窗)
	主人睡房	2樓至15樓	減音窗(擋音式)
		1樓至15樓	固定窗戶(連或不連維修窗)
	花園	1樓	最低高度為1.1米實心護牆
A5	客廳/飯廳	2樓至15樓	減音門(擋音式)
		1樓至15樓	固定窗戶(連或不連維修窗)
	主人睡房	2樓至15樓	減音窗(擋音式)
		1樓至15樓	固定窗戶(連或不連維修窗)
	花園	1樓	最低高度為1.1米實心護牆
A6	客廳/飯廳	2樓至15樓	減音門(擋音式)
		1樓至15樓	固定窗戶(連或不連維修窗)
	主人睡房	2樓至15樓	減音窗(擋音式)
		1樓至15樓	固定窗戶(連或不連維修窗)
	花園	1樓	最低高度為1.1米實心護牆
A7	客廳/飯廳	2樓至15樓	減音門(擋音式)
		1樓至15樓	固定窗戶(連或不連維修窗)
	主人睡房	2樓至15樓	減音窗(擋音式)
		1樓至15樓	固定窗戶(連或不連維修窗)
	花園	1樓	最低高度為1.1米實心護牆
A8	客廳/飯廳	2樓至15樓	減音門(擋音式)
		1樓至15樓	固定窗戶(連或不連維修窗)
	主人睡房	1樓至15樓	減音窗(擋音式)
			固定窗戶(連或不連維修窗)
	睡房2	2樓至15樓	減音窗(擋音式)
		1樓至15樓	固定窗戶(連或不連維修窗)
	花園	1樓	最低高度為1.1米實心護牆
A9	客廳/飯廳	1樓至15樓	減音門(擋音式)
			固定窗戶(連或不連維修窗)
	主人睡房	1樓至15樓	減音窗(擋音式)
			固定窗戶(連或不連維修窗)
	花園	1樓	最低高度為1.1米實心護牆

第7座			
單位	房間	樓層	噪音緩解措施
A10	客廳/飯廳	2樓至8樓	減音門(擋音式)
		2樓至15樓	固定窗戶(連或不連維修窗)
	主人睡房	2樓至15樓	減音窗(擋音式)
			固定窗戶(連或不連維修窗)
	睡房2	2樓至15樓	減音窗(擋音式)
			固定窗戶(連或不連維修窗)
	睡房3	2樓至15樓	減音窗(擋音式)
			固定窗戶(連或不連維修窗)
B1	客廳/飯廳	9樓至15樓	減音門(擋音式)
		1樓至15樓	固定窗戶(連或不連維修窗)
	主人睡房	11樓至15樓	減音窗(擋音式)
		1樓至15樓	固定窗戶(連或不連維修窗)
	睡房2	10樓至15樓	減音窗(擋音式)
		1樓至15樓	固定窗戶(連或不連維修窗)
	睡房3	9樓至15樓	減音窗(擋音式)
		1樓至15樓	固定窗戶(連或不連維修窗)
B2	客廳/飯廳	8樓至15樓	減音門(擋音式)
		1樓至15樓	固定窗戶(連或不連維修窗)
	主人睡房	8樓至15樓	減音窗(擋音式)
		1樓至15樓	固定窗戶(連或不連維修窗)
	睡房2	7樓至15樓	減音窗(擋音式)
		1樓至15樓	固定窗戶(連或不連維修窗)
B3	客廳/飯廳	6樓至15樓	減音門(擋音式)
		1樓至15樓	固定窗戶(連或不連維修窗)
	主人睡房	6樓至15樓	減音窗(擋音式)
		1樓至15樓	固定窗戶(連或不連維修窗)
	睡房2	7樓至15樓	減音窗(擋音式)
		2樓至15樓	固定窗戶(連或不連維修窗)

第7座			
單位	房間	樓層	噪音緩解措施
B5	客廳/飯廳	6樓至15樓	減音門(擋音式)
		1樓至15樓	固定窗戶(連或不連維修窗)
	主人睡房	6樓至15樓	減音窗(擋音式)
		1樓至15樓	固定窗戶(連或不連維修窗)
	睡房2	6樓至15樓	減音窗(擋音式)
		1樓至15樓	固定窗戶(連或不連維修窗)
B6	客廳/飯廳	1樓至15樓	固定窗戶(連或不連維修窗)
D1	客廳/飯廳	2樓至5樓、 10樓至12樓	減音窗(擋音式)
		6樓至9樓、 15樓	減音窗(擋音式)並於外玻璃面及裏趟板之間的空間頂部及兩側額外安裝吸音物料
		2樓至15樓	固定窗戶(連或不連維修窗)
			建築裝飾鰭/面牆上的吸音物料
		2樓至15樓	自掩門(不作通風用途)
	主人睡房	2樓至5樓、 7樓至15樓	減音窗(擋音式)
		6樓	減音窗(擋音式)並於外玻璃面及裏趟板之間的空間頂部及兩側額外安裝吸音物料
		2樓至15樓	固定窗戶(連或不連維修窗)
			建築裝飾鰭/面牆上的吸音物料
	露台及工作平台	2樓至15樓	建築裝飾鰭/面牆上的吸音物料
D2	客廳/飯廳	2樓至15樓	減音窗(擋音式)
			固定窗戶(連或不連維修窗)
			建築裝飾鰭/面牆上的吸音物料
		2樓至15樓	自掩門(不作通風用途)
	主人睡房	2樓至15樓	減音窗(擋音式)
			固定窗戶(連或不連維修窗)
			建築裝飾鰭/面牆上的吸音物料
	平台	2樓	建築裝飾鰭/面牆上的吸音物料
	露台及工作平台	3樓至15樓	建築裝飾鰭/面牆上的吸音物料

第7座			
單位	房間	樓層	噪音緩解措施
D3	客廳/飯廳	2樓至15樓	減音窗(擋音式)
			固定窗戶(連或不連維修窗)
			建築裝飾鰭/面牆上的吸音物料
		2樓至15樓	自掩門(不作通風用途)
	主人睡房	2樓至15樓	減音窗(擋音式)
			固定窗戶(連或不連維修窗)
			建築裝飾鰭/面牆上的吸音物料
	平台	2樓	建築裝飾鰭/面牆上的吸音物料
	露台及工作平台	3樓至15樓	建築裝飾鰭/面牆上的吸音物料
D5	客廳/飯廳	2樓至15樓	減音窗(擋音式)
			固定窗戶(連或不連維修窗)
			建築裝飾鰭/面牆上的吸音物料
		2樓至15樓	自掩門(不作通風用途)
	主人睡房	2樓至15樓	減音窗(擋音式)
			固定窗戶(連或不連維修窗)
			建築裝飾鰭/面牆上的吸音物料
	平台	2樓	建築裝飾鰭/面牆上的吸音物料
	露台及工作平台	3樓至15樓	建築裝飾鰭/面牆上的吸音物料
D6	客廳/飯廳	2樓至15樓	減音窗(擋音式)
			固定窗戶(連或不連維修窗)
			建築裝飾鰭/面牆上的吸音物料
		2樓至15樓	自掩門(不作通風用途)
	主人睡房	2樓至5樓、 10樓至15樓	減音窗(擋音式)
		6樓至9樓	減音窗(擋音式)並於外玻璃面及裏趟板之間的空間頂部及兩側額外安裝吸音物料
		2樓至15樓	固定窗戶(連或不連維修窗)
			建築裝飾鰭/面牆上的吸音物料
	平台	2樓	建築裝飾鰭/面牆上的吸音物料
	露台及工作平台	3樓至15樓	建築裝飾鰭/面牆上的吸音物料

備註：不設4樓、13樓及14樓。

6. 垃圾收集

發展項目管理人將安排垃圾收集公司作垃圾收集。

7. 燈柱

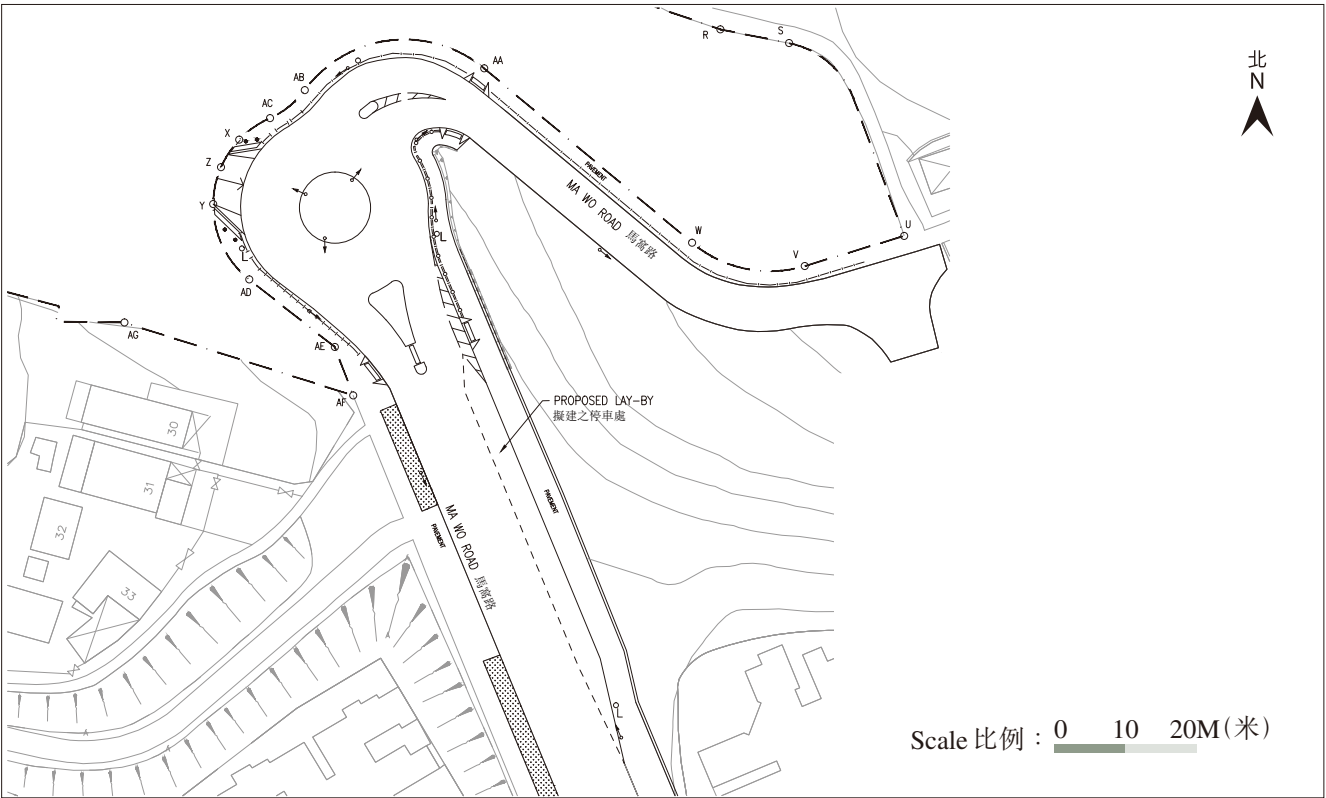
發展項目旁設有路燈柱。準買家請注意上述燈光對個別住宅物業可能造成之影響（如有）。

8. 提供停車處

根據發展項目的批地文件，跟據運輸處要求之停車處將於本節附圖所示大概位置提供，而該停車處之設計允許其用作巴士停車處。該停車處有可能在將來由運輸處決定就公共交通之目的作使用。

9. 公用設施排氣口

公用範圍和設施的機房排氣口和餐飲範圍排氣口可能鄰近個別住宅物業。



Legend
圖例

----- Proposed Lay-by
擬建之停車處

Remark:

The plan above is for showing the approximate location of lay-by only. Other matters shown in this plan may not reflect their latest conditions.

備註：

上圖僅作顯示停車處的大概位置，圖中所示之其他事項未必能反映其最新狀況。

Breakdown of GFA Concessions Obtained for All Features

獲寬免總樓面面積的設施分項

- Latest information on breakdown of GFA concessions as shown on the general building plans submitted to and approved by the Building Authority (BA) prior to the printing of the sales brochure is tabulated below. Information marked (#) may be based on information provided by the authorized person if the sales brochure is printed prior to submission of the final amendment plans to the BA. The breakdown of GFA concessions may be subject to further changes until final amendment plans are submitted to and approved by the BA prior to the issuance of the occupation permit for the Phase.
- 於印製售樓說明書前呈交予並已獲建築事務監督批准的一般建築圖則上有關總樓面面積寬免的分項的最新資料，請見下表。如印製售樓說明書時尚未呈交最終修訂圖則予建築事務監督，則有 (#) 號的資料可以由認可人士提供的資料作為基礎。直至最終修訂圖則於發出佔用許可證前呈交予並獲建築事務監督批准前，以下分項資料仍可能有所修改。

		Area (sq. m.) 面積 (平方米)
Disregarded GFA under Building (Planning) Regulations 23(3)(b) 根據《建築物 (規劃) 規例》第 23(3)(b) 條不計算的總樓面面積		
1.(#)	Carpark and loading/unloading area excluding public transport terminus 停車場及上落客貨地方 (公共交通總站除外)	6199.553
2.	Plant rooms and similar services 機房及相類設施	
2.1	Mandatory feature or essential plant room, area of which is limited by respective Practice Notes for Authorized Persons, Registered Structural Engineers and Registered Geotechnical Engineers (PNAP) or regulation such as lift machine room, telecommunications and broadcasting (TBE) room, refuse storage and material recovery chamber, etc. 所佔面積受相關《認可人士、註冊結構工程師及註冊岩土工程師作業備考》(《作業備考》) 或規例限制的強制性設施或必要機房，例如升降機機房、電訊及廣播設備室、垃圾及物料回收房等	307.209
2.2(#)	Mandatory feature or essential plant room, area of which is NOT limited by any PNAP or regulation such as room occupied solely by fire services installations (FSI) and equipment, meter room, transformer room, potable and flushing water tank, etc. 所佔面積不受任何《作業備考》或規例限制的強制性設施或必要機房，例如僅由消防裝置及設備佔用的房間、電錶房、電力變壓房、食水及鹹水缸等	2332.309
2.3	Non-mandatory or non-essential plant room such as air-conditioning (A/C) plant room, air handling unit (AHU) room, etc. 非強制性或非必要機房，例如空調機房、送風櫃房等	26.430
Green Features under Joint Practice Notes 1 and 2 根據聯合作業備考第 1 及第 2 號提供的環保設施		
3.	Balcony 露台	772.000
4.	Wider common corridor and lift lobby 加闊的公用走廊及升降機大堂	Not Applicable 不適用
5.	Communal sky garden 公用空中花園	Not Applicable 不適用

		Area (sq. m.) 面積 (平方米)
Green Features under Joint Practice Notes 1 and 2 根據聯合作業備考第 1 及第 2 號提供的環保設施		
6.	Acoustic fin 隔聲鰭	8.558
7.	Wing wall, wind catcher and funnel 翼牆、捕風器及風斗	Not Applicable 不適用
8.	Non-structural prefabricated external wall 非結構預製外牆	488.694
9.	Utility platform 工作平台	568.500
10.	Noise barrier 隔音屏障	Not Applicable 不適用
Amenity Features 適意設施		
11.	Caretaker's quarters, counter, office, store, guard room and lavatory for watchman and management staff and owners' corporation office 管理員宿舍、供保安人員和管理處員工使用的櫃位、辦事處、貯物室、警衛室和廁所，以及業主立案法團辦事處	17.745
12.	Residential recreational facilities including void, plant room, swimming pool filtration plant room, covered walkway, etc. serving solely the recreational facilities 住戶康樂設施，包括僅供康樂設施使用的中空空間、機房、游泳池的濾水機房、有蓋人行道等	457.126
13.	Covered landscaped and play area 有蓋園景區及遊樂場地	1679.467
14.	Horizontal screen/covered walkway and trellis 橫向屏障/有蓋人行道及花棚	107.609
15.	Larger lift shaft 擴大升降機槽	Not Applicable 不適用
16.	Chimney shaft 煙囪管道	Not Applicable 不適用
17.	Other non-mandatory or non-essential plant room, such as boiler room, satellite master antenna television (SMATV) room 其他非強制性或非必要機房，例如鍋爐房、衛星電視共用天線房	Not Applicable 不適用
18.(#)	Pipe duct, air duct for mandatory feature or essential plant room 強制性設施或必要機房所需的管槽及氣槽	572.303
19.	Pipe duct, air duct for non-mandatory or non-essential plant room 非強制性設施或非必要機房所需的管槽及氣槽	Not Applicable 不適用

31 INFORMATION IN APPLICATION FOR CONCESSION ON GROSS FLOOR AREA OF BUILDING 申請建築物總樓面面積寬免的資料

		Area (sq. m.) 面積 (平方米)
Amenity Features 適意設施		
20.	Plant room, pipe duct, air duct for environmentally friendly system and feature 環保系統及設施所需的機房、管槽及氣槽	12.012
21.	Void in duplex domestic flat and house 複式住宅單位及洋房的中空空間	Not Applicable 不適用
22.	Sunshade and reflector 遮陽篷及反光罩	Not Applicable 不適用
23.(#)	Minor projection such as A/C box, A/C platform, window cill and projecting window 小型伸出物，例如空調機箱、空調機平台、窗檻及伸出的窗台	Not Applicable 不適用
24.	Other projection such as A/C box and platform not covered in paragraph 3(b) and (c) of PNAP APP-19 《作業備考》APP-19第3(b)及(c)段沒有涵蓋的其他伸出物，如空調機箱及空調機平台	602.400
Other Exempted Items 其他項目		
25.(#)	Refuge floor including refuge floor cum sky garden 庇護層，包括庇護層兼空中花園	Not Applicable 不適用
26.	Covered area under large projecting/ overhanging feature 大型伸出/外懸設施下的有蓋地方	Not Applicable 不適用
27.	Public transport terminus 公共交通總站	Not Applicable 不適用
28.(#)	Party structure and common staircase 共用構築物及公用樓梯	Not Applicable 不適用
29.(#)	Horizontal area of staircase, lift shaft and vertical duct solely serving floor accepted as not being accountable for GFA 僅供獲接納不計入總樓面面積的樓層使用的樓梯、升降機槽及垂直管道的水平面積	758.939
30.	Public passage 公眾通道	Not Applicable 不適用
31.	Covered set back area 有蓋的後移部分	Not Applicable 不適用
Bonus GFA 額外總樓面面積		
32.	Bonus GFA 額外總樓面面積	Not Applicable 不適用

		Area (sq. m.) 面積 (平方米)
Additional Green Features under Joint Practice Note (No. 8) 根據聯合作業備考 (第8號) 提供的額外環保設施		
33.	Buildings adopting Modular Integrated Construction 採用「組裝合成」建築法的樓宇	Not Applicable 不適用

Note:

The above table is based on requirements as stipulated in the Practice Note for Authorized Persons, Registered Structural Engineers and Registered Geotechnical Engineers ADM-2 issued by the Buildings Department. The Buildings Department may revise such requirements from time to time as appropriate.

備註：

上述表格是根據屋宇署所發出的《認可人士、註冊結構工程師及註冊岩土工程師作業備考》ADM-2規定的要求而制訂的。屋宇署會按實際需要不時更改有關要求。

Environment Assessment of the Building

建築物的環境評估



Estimated Energy Performance or Consumption for the Common Parts of the Phase

期數的公用部份的預計能量表現或消耗

Latest information on the estimated energy performance or consumption for the common parts of the Phase as submitted to the Building Authority prior to the printing of the sales brochures:

於印製售樓說明書前呈交予建築事務監督期數的公用部份的預計能量表現或消耗的最近期資料：

Part I 第I部分	
Provision of Central Air Conditioning 提供中央空調	YES 是
Provision of Energy Efficient Features 提供具能源效益的設施	NO 否
Energy Efficient Features proposed 擬安裝的具能源效益的設施	NO 否

Part II: The predicted annual energy use of the proposed building / part of building ^(Note 1) 第II部份：擬興建樓宇/部份樓宇預計每年能源消耗量 ^(註腳1)					
Location 位置	Internal Floor Area Served (m ²) 使用有關裝置的內部樓面面積(平方米)	Annual Energy Use of Baseline Building ^(Note 2) 基線樓宇 ^(註腳2) 每年能源消耗量		Annual Energy Use of Proposed Building	
		Electricity kWh/m ² /annum 電力 千瓦小時/平方米/年	Town Gas/LPG Unit/m ² /annum 煤氣/石油氣 用量單位/平方米/年	Electricity kWh/m ² /annum 電力 千瓦小時/平方米/年	Town Gas/LPG Unit/m ² /annum 煤氣/石油氣 用量單位/平方米/年
Area served by central building services installation ^(Note 3) 有使用中央屋宇裝備裝置 ^(註腳3) 的部份	16109.332	451.300	N/A 不適用	442.600	N/A 不適用

Part III: The following installation(s) are designed in accordance with the relevant Codes of Practices published by the Electrical & Mechanical Services Department (EMSD) 第III部份：以下裝置乃按機電工程署公布的相關實務守則設計			
Type of Installations 裝置類型	YES 是	NO 否	N/A 不適用
Lighting Installations 照明裝置	✓		
Air Conditioning Installations 空調裝置	✓		
Electrical Installations 電力裝置	✓		
Lift & Escalator Installations 升降機及自動梯的裝置	✓		
Performance-based Approach 以總能源為本的方法			✓

Notes:

1. In general, the lower the estimated “Annual Energy Use” of the building, the more efficient of the building in terms of energy use. For example, if the estimated “annual energy use of proposed building” is less than the estimated “annual energy use of baseline building”, it means the predicted use of energy is more efficient in the proposed building than in the baseline building. The larger the reduction, the greater the efficiency.
The predicted annual energy use, in terms of electricity consumption (kWh/m²/annum) and town gas/LPG consumption (unit/m²/annum), of the development by the internal floor area served, where:
(a) “total annual energy use” has the same meaning of “annual energy use” in the BEAM Plus New Buildings (current version); and
(b) “internal floor area”, in relation a building, a space or a unit means the floor area of all enclosed space measured to the internal faces of enclosing external and/or party walls.
2. “Baseline Building” has the same meaning as “Baseline Building Model (zero-credit benchmark)” in the BEAM Plus New Buildings (current version).
3. “Central Building Services Installation” has the same meaning as that in the Code of Practice for Energy Efficiency of Building Services Installation issued by the Electrical and Mechanical Services Department.

註腳：

1. 一般而言，一棟樓宇的預計“每年能源消耗量”愈低，其節約能源的效益愈高。如一棟樓宇預計的“每年能源消耗量”低於該樓宇的“基線樓宇每年能源消耗量”，則代表預計該樓宇的能源應用較其基線樓宇有效，削減幅度愈大則代表有關樓宇能源節約的效益愈高。
預計每年能源消耗量[以耗電量(千瓦小時/平方米/年)及煤氣/石油氣消耗量(用量單位/平方米/年)計算]，指將發展項目的每年能源消耗總量除以使用有關裝置的內部樓面面積所得出的商，其中：
(a) “每年能源消耗量”與新建樓宇BEAM Plus 標準(現行版本)中的「年能源消耗」具有相同涵義；及
(b) 樓宇、空間或單位的“內部樓面面積”，指外牆及/或共用牆的內壁之內表面起量度出來的樓面面積。
2. “基準樓宇”與新建樓宇BEAM Plus 標準(現行版本)中的“基準建築物模式(零分標準)”具有相同涵義。
3. “中央屋宇裝備裝置”與機電工程署發出的《屋宇裝備裝置能源效益實務守則》中的涵義相同。

32 INFORMATION REQUIRED BY THE DIRECTOR OF LANDS TO BE SET OUT IN THE SALES BROCHURE AS A CONDITION FOR GIVING THE CONSENT FOR PRE-SALE 地政總署署長作為給予預售樓花同意書的條件而規定列於售樓說明書的資料

1. The purchaser is required to agree with the Vendor in the Agreement for Sale and Purchase to the effect that other than entering into a mortgage or charge, the purchaser will not nominate any person to take up the Assignment of the Residential Unit or the Parking Space specified in the Agreement for Sale and Purchase, sub-sell that Residential Unit or the Parking Space or transfer the benefit of the Agreement for Sale and Purchase of that Residential Unit or Parking Space in any manner whatsoever or enter into any agreement so to do before completion of the sale and purchase and execution of the Assignment.
2. If the Vendor, at the request of the purchaser under an Agreement for Sale and Purchase, agrees (at its own discretion) to cancel the Agreement for Sale and Purchase or the obligations of the purchaser under the Agreement for Sale and Purchase, the Vendor is entitled to retain the sum of five percent (5%) of the total purchase price of the Residential Unit and the Parking Space specified in the Agreement for Sale and Purchase and the purchaser will in addition pay or reimburse (as the case may be) to the Vendor all legal costs, charges and disbursements (including any stamp duty) in connection with the cancellation of the Agreement for Sale and Purchase.
3. The Vendor will pay or has paid (as the case may be) all outstanding Government rent in respect of the land on which the Development is in the course of being erected, from the date of the Land Grant up to and including the date of the respective Assignments to the purchasers.
4. The purchaser who has signed an Agreement for Sale and Purchase has the right of access to and will, upon his request, be provided with a hard copy of an updated record of information as to the total construction costs and the total professional fees to complete the Phase as well as the total construction costs and the total professional fees expended and paid as at the end of the calendar month preceding the month at which the request is made subject to payment of a nominal fee of not more than HK\$100 per request.
5. For information and requirements relating to the Green Area and the Structures (as referred to in Special Conditions Nos. (3) to (6) of the Land Grant), please refer to the sections “Summary of Land Grant” and “Information on Public Facilities and Public Open Spaces” of this sales brochure.
6. For information and requirements relating to the route within the lot from Ma Wo Road to the Existing Graves and vice versa (as referred to in Special Condition No. (33)(a) of the Land Grant), please refer to the sections “Summary of Land Grant” and “Information on Public Facilities and Public Open Spaces” of this sales brochure.
7. For information and requirements relating to the Pedestrian Walkway (as referred to in Special Condition No. (33) of the Land Grant), please refer to the sections “Summary of Land Grant” and “Information on Public Facilities and Public Open Spaces” of this sales brochure.
8. For information and requirements relating to the route within the lot from Ma Wo Road to the Possible Graves and vice versa (as referred to in Special Condition No. (34) of the Land Grant), please refer to the sections “Summary of Land Grant” and “Information on Public Facilities and Public Open Spaces” of this sales brochure.
1. 買方須與賣方於正式合約協議，除可用作按揭或押記外，買方不會於完成正式買賣合約之成交及簽署轉讓契之前，以任何方式，或訂立任何協議以達至，提名任何人士接受轉讓正式買賣合約所指定的住宅物業或停車位，或轉讓該住宅物業或停車位，或轉移該住宅物業或停車位的正式合約的權益。
2. 如正式買賣合約的買方有此要求，並獲賣方（按其自己的酌情決定）同意之情況下取消正式買賣合約或買方於該正式買賣合約所承擔之責任，賣方有權保留相等於該正式買賣合約所指定的住宅物業及停車位總售價百份之五的款額。同時買方亦須額外付予賣方或付還賣方（視情況而定）全部就取消該正式買賣合約須付之律師費、收費及代墊付費用（包括任何須繳付之印花稅）。
3. 賣方將會支付或已經支付（視情況而定）由批地文件之日起直至有關個別買方簽署轉讓契之日（包括簽署轉讓契當日）止，所有有關該正在興建的發展項目所處地段的地稅。
4. 已簽署正式買賣合約的買方有權要求查閱一份有關完成興建期數所需的建築費用及專業費用總額的最新資料，及有關直至詢問時的上一個公曆月底為止已動用及支付的建築費用及專業費用總額，並可於提出要求及在支付不超過港幣一百元象徵式費用後獲提供該資料的副本。
5. 有關「綠色範圍」及「該等構築物」（批地文件特別條件第(3)至(6)條提及）的資料及要求，請參閱本售樓說明書中「批地文件的摘要」及「公共設施及公眾休憩用地的資料」各節。
6. 有關地段內由馬窩路往返「現存墳墓」的路徑（批地文件特別條件第(33)(a)條提及）的資料及要求，請參閱本售樓說明書中「批地文件的摘要」及「公共設施及公眾休憩用地的資料」各節。
7. 有關「行人道」（批地文件特別條件第(33)條提及）的資料及要求，請參閱本售樓說明書中「批地文件的摘要」及「公共設施及公眾休憩用地的資料」各節。
8. 有關地段內由馬窩路往返「可能存在墳墓」的路徑（批地文件特別條件第(34)條提及）的資料及要求，請參閱本售樓說明書中「批地文件的摘要」及「公共設施及公眾休憩用地的資料」各節。

33 WEBSITE ADDRESS DESIGNATED BY THE VENDOR FOR THE PHASE 賣方就期數指定的互聯網網址

The address of the website designated by the Vendor for the Phase for purposes of Part 2 of the Residential Properties (First-hand Sales) Ordinance: www.lemont.com.hk

賣方為施行《一手住宅物業銷售條例》第2部就期數指定的互聯網網站的網址：www.lemont.com.hk

34 CHANGES 改變

There may be future changes to the Phase and the surrounding areas.

期數及其周邊地區日後可能出現改變。

Date of printing of this sales brochure: 20 March 2025

本售樓說明書印製日期：2025年3月20日

