

FLOOR PLANS OF RESIDENTIAL PROPERTIES IN THE PHASE 期數的住宅物業的樓面平面圖

LEGEND OF THE TERMS AND ABBREVIATIONS FOR FLOOR PLANS

樓面平面圖中所使用名詞及簡稱之圖例

ACCESS PANEL	= ACCESS PANEL	維修口
A/C P.	= AIR-CONDITIONER PLATFORM	冷氣機平台
A/C UNIT AT H/L FOR FLAT X	= AIR-CONDITIONER OUTDOOR UNIT AT HIGH LEVEL FOR FLAT X	X 單位之冷氣機室外機於高位
A/C UNIT AT H/L FOR FLAT X AND A/C UNIT AT L/L FOR FLAT X	= AIR-CONDITIONER OUTDOOR UNIT AT HIGH LEVEL FOR FLAT X AND AIR-CONDITIONER OUTDOOR UNIT AT LOW LEVEL FOR FLAT X	X 單位之冷氣機室外機於高位及 X 單位之冷氣機室外機於低位
A/C UNIT AT M/L AND L/L FOR FLAT X	= AIR-CONDITIONER OUTDOOR UNIT AT MID LEVEL AND LOW LEVEL FOR FLAT X	X 單位之冷氣機室外機於中位及低位
A/C UNIT FOR FLAT X	= AIR-CONDITIONER OUTDOOR UNIT FOR FLAT X	X 單位之冷氣機室外機
A/C UNIT FOR FLAT X AT X/F	= AIR-CONDITIONER OUTDOOR UNIT FOR FLAT X AT X/F	X 樓 X 單位之冷氣機室外機
AF/ A.F.	= ARCHITECTURAL FEATURE	建築裝飾
AF ABOVE	= ARCHITECTURAL FEATURE ABOVE	建築裝飾置上
AF AT H/L	= ARCHITECTURAL FEATURE AT HIGH LEVEL	建築裝飾於高位
AF LINE ABOVE/ A.F. LINE ABOVE	= ARCHITECTURAL FEATURE LINE ABOVE	建築裝飾界線置上
AF LINE ABOVE (FOR 33/F ONLY)	= ARCHITECTURAL FEATURE LINE ABOVE (FOR 33/F ONLY)	建築裝飾界線置上 (只位於 33 樓)
AF M.	= ARCHITECTURAL FEATURE MOULDING	建築裝飾線條
AF M. ABOVE	= ARCHITECTURAL FEATURE MOULDING ABOVE	建築裝飾線條置上
AF M. LINE ABOVE	= ARCHITECTURAL FEATURE MOULDING LINE ABOVE	建築裝飾線條界線置上
AF M. LINE ABOVE (FOR 33/F ONLY)	= ARCHITECTURAL FEATURE MOULDING LINE ABOVE (FOR 33/F ONLY)	建築裝飾線條界線置上 (只位於 33 樓)
A.FIN AT 5/F, 8/F, 11/F, 16/F, 19/F, 22/F & 26/F H/L	= ARCHITECTURAL FEATURE FINS AT 5/F, 8/F, 11/F, 16/F, 19/F, 22/F & 26/F HIGH LEVEL	建築裝飾鰭於 5 樓、8 樓、11 樓、16 樓、19 樓、22 樓及 26 樓高位
A.FIN AT 29/F H/L	= ARCHITECTURAL FEATURE FINS AT 29/F AT HIGH LEVEL	建築裝飾鰭於 29 樓高位
BAL.	= BALCONY	露台
BAL. LINE ABOVE (FOR 33/F ONLY)	= BALCONY LINE ABOVE (FOR 33/F ONLY)	露台界線置上 (只位於 33 樓)
BATH	= BATHROOM	浴室
BATH. 1	= BATHROOM 1	浴室 1
BATH. 2	= BATHROOM 2	浴室 2
BR1	= BEDROOM 1	睡房 1
BR2	= BEDROOM 2	睡房 2
BR3	= BEDROOM 3	睡房 3
BUILDING LINE ABOVE	= BUILDING LINE ABOVE	建築物界線置上

Notes:

1. There may be architectural features on external walls of some of the floors.
2. Common pipes exposed and/ or enclosed in cladding are located at/ adjacent to balcony and/ or flat roof and/ or utility platform and/ or air-conditioning platform and/ or external wall and/ or roof of some residential units.
3. There are sunken slabs and/ or ceiling bulkheads at living rooms, dining rooms, bedrooms, utility rooms, corridors, bathrooms, lavatories, open kitchens and kitchens of some residential units for the air-conditioning system and/ or mechanical and electrical service. There are exposed pipes/ ductings for air-conditioning system and/ or mechanical and electrical service within some utility rooms and/ or lavatories.
4. Balconies and utility platforms are non-enclosed areas.
5. Symbols of fittings and fitments shown on the floor plans, such as bathtubs, sink, water closets, shower, sink counter, etc, are architectural symbols retrieved from the latest approved general building plans for general indication only.
6. For some residential units, the air-conditioning platform(s) outside the unit will be placed with air-conditioner outdoor unit(s) belonging to that unit and/ or other residential units.

備註:

1. 部份樓層外牆範圍設有建築裝飾。
2. 部份住宅單位的露台及/或平台及/或工作平台及/或冷氣機平台及/或外牆及/或天台及/或附近設有外露及/或藏於外牆裝飾板內之公用喉管。
3. 部份住宅單位客廳、飯廳、睡房、工作間、走廊、浴室、洗手間、開放式廚房以及廚房天花有跌級樓板及/或假天花用以裝置冷氣系統及/或其他機電設備。部份工作間及/或洗手間內設有冷氣及/或機電設備之外露喉管/管道。
4. 露台及工作平台為不可封閉地方。
5. 樓面平面圖上所顯示的形象裝置符號，例如浴缸、洗滌盆、坐廁、淋浴間、洗滌盆櫃等乃摘自最新的經批准的建築圖則，只作一般性標誌。
6. 部份住宅物業外的冷氣機平台將會放置屬於其單位及/或其他住宅物業的一部或多部冷氣機室外機。

FLOOR PLANS OF RESIDENTIAL PROPERTIES IN THE PHASE 期數的住宅物業的樓面平面圖

LEGEND OF THE TERMS AND ABBREVIATIONS FOR FLOOR PLANS

樓面平面圖中所使用名詞及簡稱之圖例

C.D.	= CABLE DUCT	電纜槽
COMMON AREA FOR PIPE DUCT MAINTENANCE	= COMMON AREA FOR PIPE DUCT MAINTENANCE	供管道槽維修用之公用範圍
COMMON FLAT ROOF	= COMMON FLAT ROOF	公用平台
CORRIDOR	= CORRIDOR	走廊
D.H./ D.H	= DOG HOUSE	管道房
D.H. (FOR LIFT VENT)	= DOG HOUSE (FOR LIFT VENT)	管道房(升降機通風用)
DN	= DOWN	落
EAD/ E.A.D.	= EXHAUST AIR DUCT	排氣管道
ELV/ E.L.V.	= EXTRA-LOW VOLTAGE DUCT	特低壓電管道槽
EMR/ E.M.R.	= ELECTRICAL METER ROOM	電錶房
EMR1	= ELECTRICAL METER ROOM 1	電錶房 1
EMR2	= ELECTRICAL METER ROOM 2	電錶房 2
FAD	= FRESH AIR DUCT	鮮風管道
FAN ROOM	= FAN ROOM	風扇房
FILTRATION BELOW	= FILTRATION BELOW	濾水設備置下
FL. WATER PUMP ROOM/ FLUSH WATER PUMP ROOM	= FLUSHING WATER PUMP ROOM	沖廁水泵房
F.L. WATER TANK ROOM	= FLUSHING WATER TANK ROOM	沖廁水缸房
FLAT ROOF	= FLAT ROOF	平台
FLAT ROOF AT 35/F	= FLAT ROOF AT 35/F	平台於 35 樓
F.S. TANK ROOM	= FIRE SERVICES TANK ROOM	消防水缸房
F.S. WATER PUMP ROOM / F.S. PUMP ROOM	= FIRE SERVICES WATER PUMP ROOM	消防水泵房
G.M.C.	= GAS METER CABINET	氣體錶櫃
G.M.C. AT BELOW	= GAS METER CABINET AT BELOW	氣體錶櫃置下
HR/ HR./ H.R.	= HOSE REEL	消防喉轆
H.R. AT L/L	= HOSE REEL AT LOW LEVEL	消防喉轆於低位
INACCESSIBLE FLAT ROOF	= INACCESSIBLE FLAT ROOF	不可到達的平台
JACUZZI BATH	= JACUZZI BATH	按摩浴缸
KIT.	= KITCHEN	廚房
LAV.	= LAVATORY	洗手間
LAV.1	= LAVATORY 1	洗手間 1
LAV.2	= LAVATORY 2	洗手間 2

Notes:

1. There may be architectural features on external walls of some of the floors.
2. Common pipes exposed and/ or enclosed in cladding are located at/ adjacent to balcony and/ or flat roof and/ or utility platform and/ or air-conditioning platform and/ or external wall and/ or roof of some residential units.
3. There are sunken slabs and/ or ceiling bulkheads at living rooms, dining rooms, bedrooms, utility rooms, corridors, bathrooms, lavatories, open kitchens and kitchens of some residential units for the air-conditioning system and/ or mechanical and electrical service. There are exposed pipes/ ductings for air-conditioning system and/ or mechanical and electrical service within some utility rooms and/ or lavatories.
4. Balconies and utility platforms are non-enclosed areas.
5. Symbols of fittings and fitments shown on the floor plans, such as bathtubs, sink, water closets, shower, sink counter, etc, are architectural symbols retrieved from the latest approved general building plans for general indication only.
6. For some residential units, the air-conditioning platform(s) outside the unit will be placed with air-conditioner outdoor unit(s) belonging to that unit and/ or other residential units.

備註:

1. 部份樓層外牆範圍設有建築裝飾。
2. 部份住宅單位的露台及/或平台及/或工作平台及/或冷氣機平台及/或外牆及/或天台及/或附近設有外露及/或藏於外牆裝飾板內之公用喉管。
3. 部份住宅單位客廳、飯廳、睡房、工作間、走廊、浴室、洗手間、開放式廚房以及廚房天花有跌級樓板及/或假天花用以裝置冷氣系統及/或其他機電設備。部份工作間及/或洗手間內設有冷氣及/或機電設備之外露喉管/管道。
4. 露台及工作平台為不可封閉地方。
5. 樓面平面圖上所顯示的形象裝置符號，例如浴缸、洗滌盆、坐廁、淋浴間、洗滌盆櫃等乃摘自最新的經批准的建築圖則，只作一般性標誌。
6. 部份住宅物業外的冷氣機平台將會放置屬於其單位及/或其他住宅物業的一部或多部冷氣機室外機。

FLOOR PLANS OF RESIDENTIAL PROPERTIES IN THE PHASE 期數的住宅物業的樓面平面圖

LEGEND OF THE TERMS AND ABBREVIATIONS FOR FLOOR PLANS

樓面平面圖中所使用名詞及簡稱之圖例

LIFT	= LIFT	升降機
LIFT LOBBY	= LIFT LOBBY	升降機大堂
LIFT MACHINE ROOM	= LIFT MACHINE ROOM	升降機機房
LIFT SHAFT	= LIFT SHAFT	升降機槽
LIV./DIN.	= LIVING ROOM / DINING ROOM	客廳 / 飯廳
M.BATH	= MASTER BATHROOM	主人浴室
MBR	= MASTER BEDROOM	主人睡房
METAL GRILLE	= METAL GRILLE	金屬格柵
M.L.	= METAL LOUVRE	金屬百葉
M.L. AT H/L	= METAL LOUVRE AT HIGH LEVEL	金屬百葉於高位
M.L. FOR TOP VENT	= METAL LOUVRE FOR TOP VENT	頂部通風用金屬百葉
M.L. FOR TOP VENT AT H/L	= METAL LOUVRE FOR TOP VENT AT HIGH LEVEL	頂部通風用金屬百葉於高位
OPEN KIT.	= OPEN KITCHEN	開放式廚房
P.D.	= PIPE DUCT	管道槽
POOL DECK	= POOL DECK	泳池平台
POT. WATER PUMP ROOM	= POTABLE WATER PUMP ROOM	食水泵房
POT. & FL. WATER PUMP ROOM	= POTABLE AND FLUSHING WATER PUMP ROOM	食水及沖廁水泵房
R.C. FIN ABOVE	= REINFORCED CEMENT CONCRETE FIN ABOVE	鋼筋混凝土鑄置上
R.C. SLAB	= REINFORCED CEMENT CONCRETE SLAB	鋼筋混凝土樓板
ROOF	= ROOF	天台
RS & MRR	= REFUSE STORAGE AND MATERIAL RECOVERY ROOM	垃圾及物料回收房
SINK	= SINK	洗手盤
SMATV	= SATELLITE MASTER ANTENNA TELEVISION ROOM	衛星電視公共天線房
STR.	= STORE	儲物室
SWIMMING POOL	= SWIMMING POOL	游泳池
UP	= UP	上
UP./ U.P.	= UTILITY PLATFORM	工作平台
UTIL.	= UTILITY ROOM	工作間
VENT DUCT	= VENT DUCT	通風管道
WMC	= WATER METER CABINET	水錶櫃
WMC1	= WATER METER CABINET 1	水錶櫃 1
WMC2	= WATER METER CABINET 2	水錶櫃 2
WMC3	= WATER METER CABINET 3	水錶櫃 3

Notes:

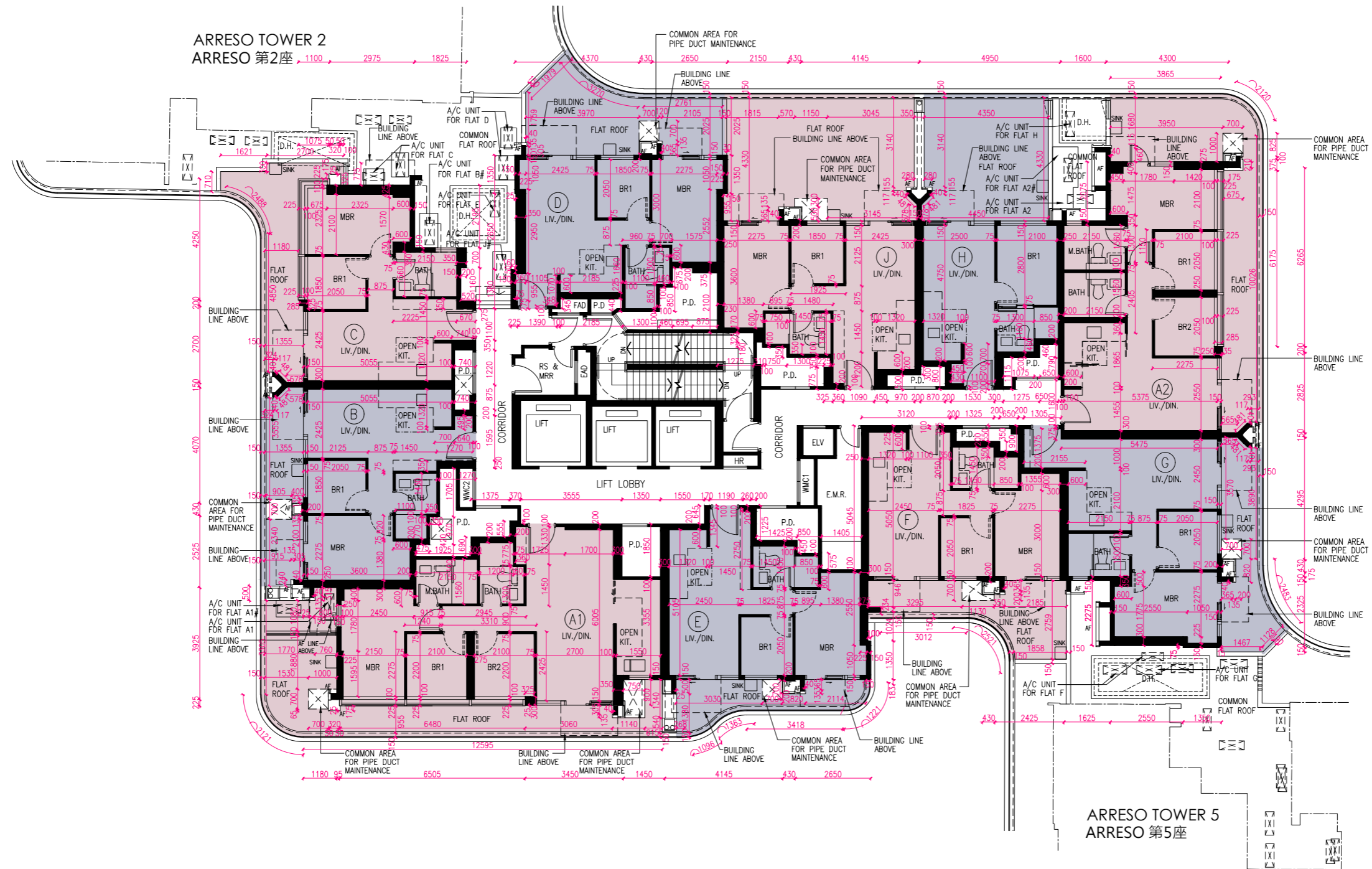
1. There may be architectural features on external walls of some of the floors.
2. Common pipes exposed and/ or enclosed in cladding are located at/ adjacent to balcony and/ or flat roof and/ or utility platform and/ or air-conditioning platform and/ or external wall and/ or roof of some residential units.
3. There are sunken slabs and/ or ceiling bulkheads at living rooms, dining rooms, bedrooms, utility rooms, corridors, bathrooms, lavatories, open kitchens and kitchens of some residential units for the air-conditioning system and/ or mechanical and electrical service. There are exposed pipes/ ductings for air-conditioning system and/ or mechanical and electrical service within some utility rooms and/ or lavatories.
4. Balconies and utility platforms are non-enclosed areas.
5. Symbols of fittings and fitments shown on the floor plans, such as bathtubs, sink, water closets, shower, sink counter, etc, are architectural symbols retrieved from the latest approved general building plans for general indication only.
6. For some residential units, the air-conditioning platform(s) outside the unit will be placed with air-conditioner outdoor unit(s) belonging to that unit and/ or other residential units.

備註:

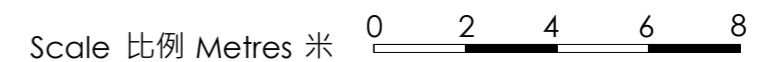
1. 部份樓層外牆範圍設有建築裝飾。
2. 部份住宅單位的露台及/或平台及/或工作平台及/或冷氣機平台及/或外牆及/或天台及/或附近設有外露及/或藏於外牆裝飾板內之公用喉管。
3. 部份住宅單位客廳、飯廳、睡房、工作間、走廊、浴室、洗手間、開放式廚房以及廚房天花有跌級樓板及/或假天花用以裝置冷氣系統及/或其他機電設備。部份工作間及/或洗手間內設有冷氣及/或機電設備之外露喉管/管道。
4. 露台及工作平台為不可封閉地方。
5. 樓面平面圖上所顯示的形象裝置符號，例如浴缸、洗滌盆、坐廁、淋浴間、洗滌盆櫃等乃摘自最新的經批准的建築圖則，只作一般性標誌。
6. 部份住宅物業外的冷氣機平台將會放置屬於其單位及/或其他住宅物業的一部或多部冷氣機室外機。

FLOOR PLANS OF RESIDENTIAL PROPERTIES IN THE PHASE 期數的住宅物業的樓面平面圖

ARRESO TOWER 3 GARDEN FLOOR (2/F) | ARRESO 第3座 花園層 (2樓)



TWO AIR-CONDITIONERS OUTDOOR UNITS WILL BE INSTALLED WITH A DOUBLE DECK SYSTEM
 # 兩部冷氣機室外機將會以雙層系統型式安裝



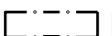
FLOOR PLANS OF RESIDENTIAL PROPERTIES IN THE PHASE 期數的住宅物業的樓面平面圖

		Floor 樓層	Flat 單位									
			A1	A2	B	C	D	E	F	G	H	J
Arreso Tower 3 Arreso 第3座	Floor-to-floor height of each residential property (mm) 每個住宅物業的層與層之間的高度(毫米)	Garden Floor (2/F) 花園層 (2 樓)	2850, 2900, 3050, 3090, 3150	2850, 2900, 3050, 3090, 3150	2850, 3050, 3090, 3150	2850, 3050, 3090, 3150	2850, 3050, 3090, 3150	2850, 3050, 3090, 3150	2850, 2900, 3050, 3090, 3150	2850, 3090, 3150	2850, 3050, 3090, 3150	2850, 3050, 3090, 3150
	The thickness of the floor slabs (excluding plaster) of each residential property (mm) 每個住宅物業的樓板的厚度(不包括灰泥)(毫米)	Garden Floor (2/F) 花園層 (2 樓)	150, 175, 200	150, 175	150, 175, 200, 300	150, 175	175, 200	175, 200, 300	150, 175, 200, 300, 450	150, 175, 200	150, 175	175, 200, 300

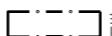
The internal areas of the residential properties on the upper floors will generally be slightly larger than those on the lower floors because of the reducing thickness of the structural walls on the upper floors. (This does not apply to the residential properties in the Phase because the design of the Phase does not involve reducing thickness of structural walls of residential properties on the upper floors and hence internal areas of those residential properties will not be increased.)

因住宅物業的較高樓層的結構牆的厚度遞減，較高樓層的內部面積，一般比較低樓層的內部面積稍大。(不適用於期數內的住宅物業，因為期數的設計是不牽涉較高樓層的住宅物業的結構牆的厚度遞減。因此，該等住宅物業的內部面積不會增加。)

Notes:

- The dimensions of floor plans are all structural dimensions in millimetre.
- Please refer to Pages AL001 to AL003 of this sales brochure for remarks, legend of the terms and abbreviations shown in the floor plan.
-  Dotted line in a residential unit with open kitchen delineates the extent of open kitchen area.

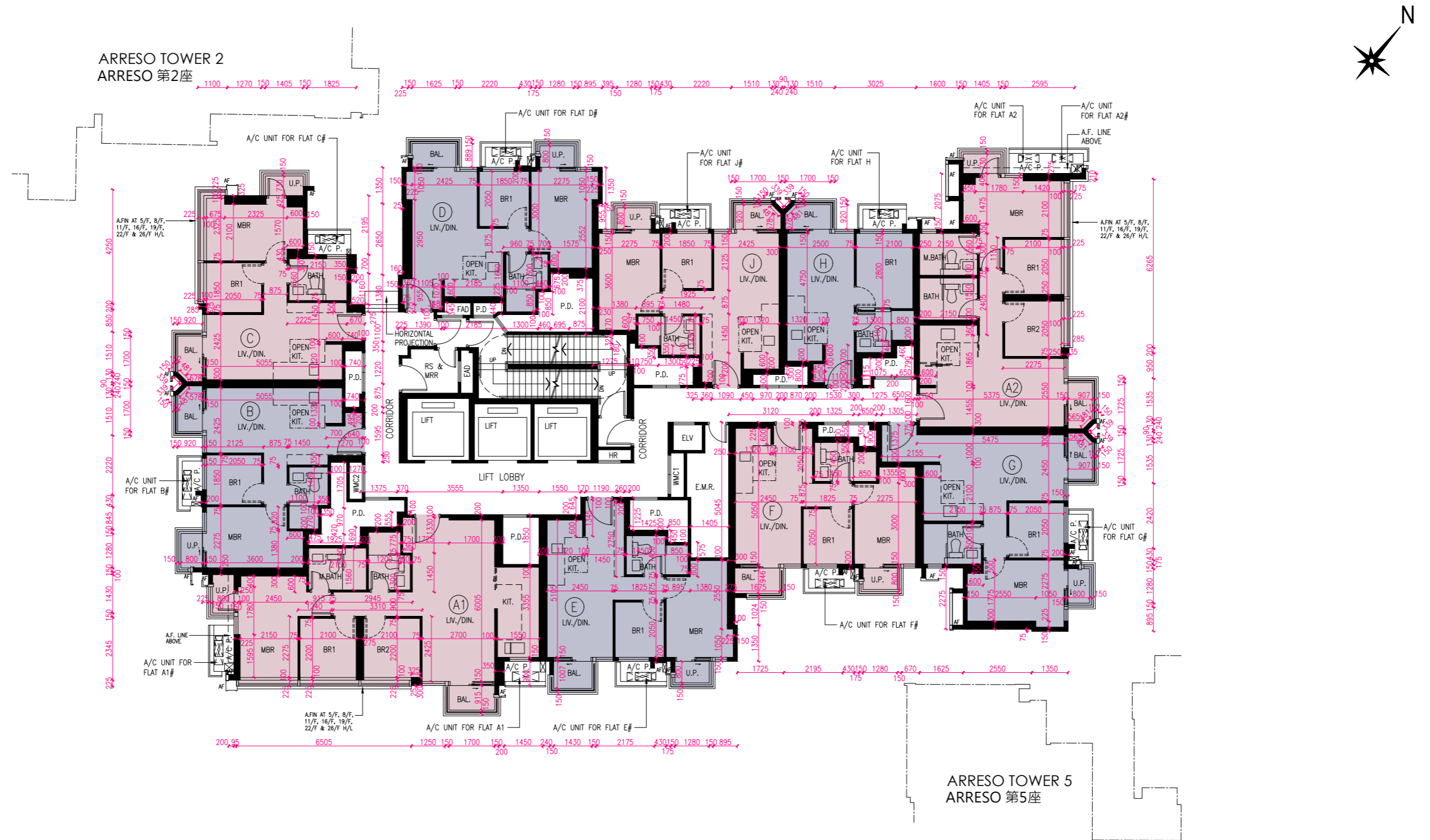
備註:

- 平面圖所列之尺寸數字為毫米標示的建築結構尺寸。
- 平面圖中顯示之附註、名詞及簡稱圖例請參閱本售樓說明書第AL001至AL003頁。
-  設有開放式廚房的住宅單位內所顯示的虛線代表開放式廚房範圍。

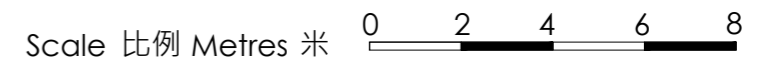
FLOOR PLANS OF RESIDENTIAL PROPERTIES IN THE PHASE 期數的住宅物業的樓面平面圖

ARRESO TOWER 3 3/F, 5/F-12/F, 15/F-18/F, 20/F-23/F & 25/F-28/F

ARRESO 第3座 3樓、5樓至12樓、15樓至18樓、20樓至23樓及25樓至28樓



TWO AIR-CONDITIONERS OUTDOOR UNITS WILL BE INSTALLED WITH A DOUBLE DECK SYSTEM
 # 兩部冷氣機室外機將會以雙層系統型式安裝




FLOOR PLANS OF RESIDENTIAL PROPERTIES IN THE PHASE 期數的住宅物業的樓面平面圖

		Floor 樓層	Flat 單位									
			A1	A2	B	C	D	E	F	G	H	J
Arreso Tower 3	Floor-to-floor height of each residential property (mm) 每個住宅物業的層與層 之間的高度(毫米)	3/F, 5/F - 12/F, 15/F - 17/F, 20/F - 23/F & 25/F - 28/F 3 樓、5 樓至 12 樓、 15 樓至 17 樓、 20 樓至 23 樓及 25 樓至 28 樓	2850, 2900, 3050, 3150	2850, 2900, 3050, 3150	2850, 3050, 3150	2850, 3050, 3150	2850, 3050, 3150	2850, 3050, 3150	2850, 2900, 3050, 3150	2850, 3150	2850, 3050, 3150	2850, 3050, 3150
		18/F 18 樓	3150	3150	3150	3150	3150	3150	3150	3150	3150	3150
Arreso 第 3 座	The thickness of the floor slabs (excluding plaster) of each residential property (mm) 每個住宅物業的樓板的 厚度(不包括灰泥)(毫米)	3/F, 5/F - 12/F, 15/F - 17/F, 20/F - 23/F & 25/F - 28/F 3 樓、5 樓至 12 樓、 15 樓至 17 樓、 20 樓至 23 樓及 25 樓至 28 樓	150, 175, 200	150, 175	175, 200, 300	150, 175	175, 200	175, 200, 300	175, 200, 300, 450	150, 175, 200	150, 175	175, 200, 300
		18/F 18 樓	150, 175, 200	150, 175	175, 200	150, 175	175, 200	175, 200	175, 200, 300	175, 200	150, 175	175, 200, 300


The internal areas of the residential properties on the upper floors will generally be slightly larger than those on the lower floors because of the reducing thickness of the structural walls on the upper floors. (This does not apply to the residential properties in the Phase because the design of the Phase does not involve reducing thickness of structural walls of residential properties on the upper floors and hence internal areas of those residential properties will not be increased.)

因住宅物業的較高樓層的結構牆的厚度遞減，較高樓層的內部面積，一般比較低樓層的內部面積稍大。(不適用於期數內的住宅物業，因為期數的設計是不牽涉較高樓層的住宅物業的結構牆的厚度遞減。因此，該等住宅物業的內部面積不會增加。)

Notes:

- The dimensions of floor plans are all structural dimensions in millimetre.
- Please refer to Pages AL001 to AL003 of this sales brochure for remarks, legend of the terms and abbreviations shown in the floor plan.
-  Dotted line in a residential unit with open kitchen delineates the extent of open kitchen area.

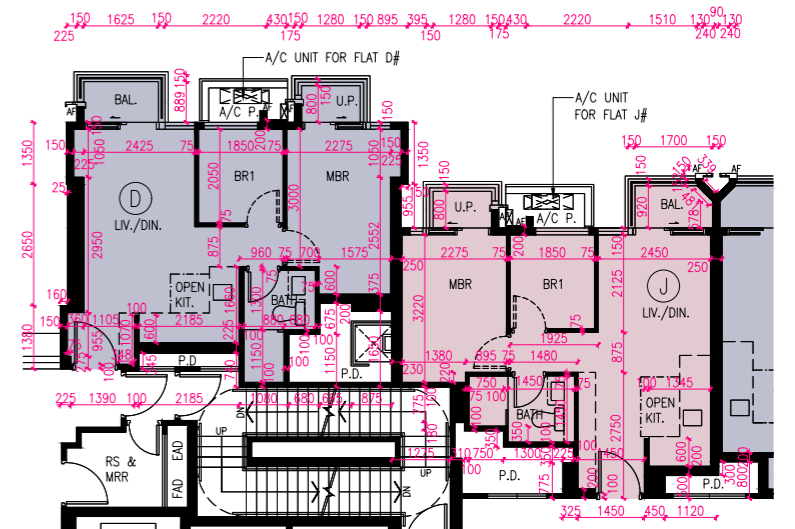
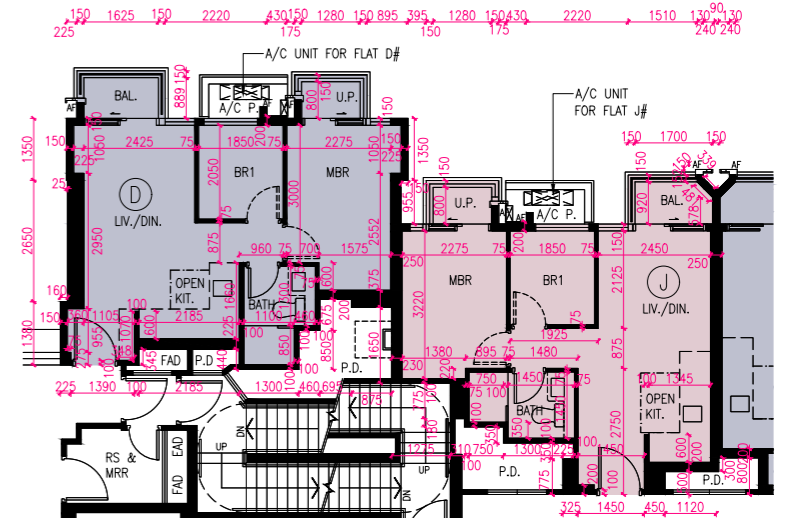
備註:

- 平面圖所列之尺寸數字為毫米標示的建築結構尺寸。
- 平面圖中顯示之附註、名詞及簡稱圖例請參閱本售樓說明書第AL001至AL003頁。
-  設有開放式廚房的住宅單位內所顯示的虛線代表開放式廚房範圍。

FLOOR PLANS OF RESIDENTIAL PROPERTIES IN THE PHASE 期數的住宅物業的樓面平面圖

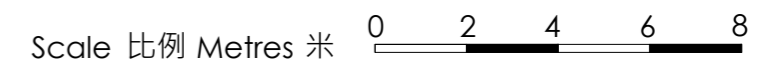
ARRESO TOWER 3 29/F-33/F

ARRESO 第3座 29樓至33樓



ARRESO TOWER 5
ARRESO 第5座

TWO AIR-CONDITIONERS OUTDOOR UNITS WILL BE INSTALLED WITH A DOUBLE DECK SYSTEM
兩部冷氣機室外機將會以雙層系統型式安裝



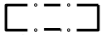
FLOOR PLANS OF RESIDENTIAL PROPERTIES IN THE PHASE 期數的住宅物業的樓面平面圖

		Floor 樓層	Flat 單位									
			A1	A2	B	C	D	E	F	G	H	J
Arreso Tower 3	Floor-to-floor height of each residential property (mm) 每個住宅物業的層與層 之間的高度(毫米)	29/F – 32/F 29 樓至 32 樓	2850, 2900, 3050, 3150	2850, 2900, 3050, 3150	2850, 3050, 3150	2850, 3050, 3150	2850, 3050, 3150	2850, 2900, 3050, 3150	2850, 2900, 3050, 3150	2850, 3150	2850, 3050, 3150	2850, 3050, 3150
		33/F 33 樓	3100, 3245, 3295, 3300, 3400	2950, 3100, 3245, 3295, 3300, 3400	2900, 3075, 3100, 3175, 3195, 3400	3175, 3245	3100, 3150, 3295, 3400	3000, 3100, 3295, 3300, 3400	3000, 3075, 3100, 3245, 3400	3075, 3245, 3400	3100, 3295, 3400	3000, 3100, 3295, 3300, 3400
Arreso 第 3 座	The thickness of the floor slabs (excluding plaster) of each residential property (mm) 每個住宅物業的樓板的 厚度(不包括灰泥)(毫米)	29/F – 32/F 29 樓至 32 樓	150, 175, 200	150, 175	175, 200, 300	150, 175	175, 200	175, 200, 300	175, 200, 300, 450	150, 175, 200	150, 175	175, 200, 300
		33/F 33 樓	150, 200	150, 175, 200	150, 250, 475	150, 300	150, 175, 450, 475	150, 200, 500	150, 175, 475	150, 175, 500	150, 550	150, 175


The internal areas of the residential properties on the upper floors will generally be slightly larger than those on the lower floors because of the reducing thickness of the structural walls on the upper floors. (This does not apply to the residential properties in the Phase because the design of the Phase does not involve reducing thickness of structural walls of residential properties on the upper floors and hence internal areas of those residential properties will not be increased.)

因住宅物業的較高樓層的結構牆的厚度遞減，較高樓層的內部面積，一般比較低樓層的內部面積稍大。(不適用於期數內的住宅物業，因為期數的設計是不牽涉較高樓層的住宅物業的結構牆的厚度遞減。因此，該等住宅物業的內部面積不會增加。)

Notes:

- The dimensions of floor plans are all structural dimensions in millimetre.
- Please refer to Pages AL001 to AL003 of this sales brochure for remarks, legend of the terms and abbreviations shown in the floor plan.
-  Dotted line in a residential unit with open kitchen delineates the extent of open kitchen area.

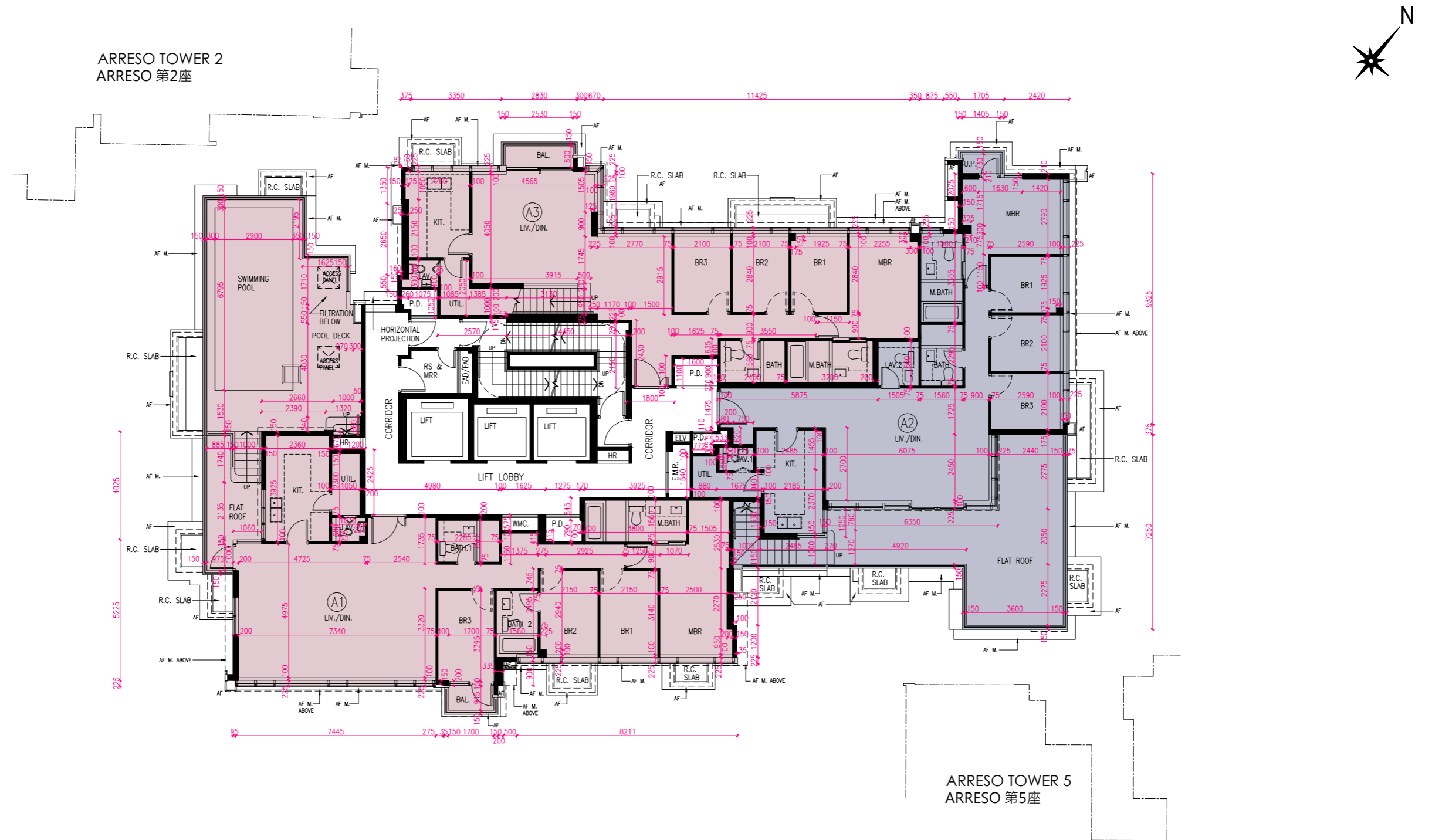
備註:

- 平面圖所列之尺寸數字為毫米標示的建築結構尺寸。
- 平面圖中顯示之附註、名詞及簡稱圖例請參閱本售樓說明書第AL001至AL003頁。
-  設有開放式廚房的住宅單位內所顯示的虛線代表開放式廚房範圍。

FLOOR PLANS OF RESIDENTIAL PROPERTIES IN THE PHASE 期數的住宅物業的樓面平面圖

ARRESO TOWER 3 PENTHOUSE FLOOR (35/F)

ARRESO 第3座頂層(35樓)



TWO AIR-CONDITIONERS OUTDOOR UNITS WILL BE INSTALLED WITH A DOUBLE DECK SYSTEM
 # 兩部冷氣機室外機將會以雙層系統型式安裝

Scale 比例 Metres 米 0 2 4 6 8

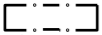
FLOOR PLANS OF RESIDENTIAL PROPERTIES IN THE PHASE 期數的住宅物業的樓面平面圖

		Floor 樓層	Flat 單位		
			A1	A2	A3
Arreso Tower 3 Arreso 第3座	Floor-to-floor height of each residential property (mm) 每個住宅物業的層與層之間的高度(毫米)	Penthouse Floor (35/F) 頂層 (35 樓)	3300, 3500, 3725	3500, 3725	2240, 2550, 3500, 3725
	The thickness of the floor slabs (excluding plaster) of each residential property (mm) 每個住宅物業的樓板的厚度(不包括灰泥)(毫米)	Penthouse Floor (35/F) 頂層 (35 樓)	150, 200, 400	150, 175, 200, 250	150, 200, 225


The internal areas of the residential properties on the upper floors will generally be slightly larger than those on the lower floors because of the reducing thickness of the structural walls on the upper floors. (This does not apply to the residential properties in the Phase because the design of the Phase does not involve reducing thickness of structural walls of residential properties on the upper floors and hence internal areas of those residential properties will not be increased.)

因住宅物業的較高樓層的結構牆的厚度遞減，較高樓層的內部面積，一般比較低樓層的內部面積稍大。(不適用於期數內的住宅物業，因為期數的設計是不牽涉較高樓層的住宅物業的結構牆的厚度遞減。因此，該等住宅物業的內部面積不會增加。)

Notes:

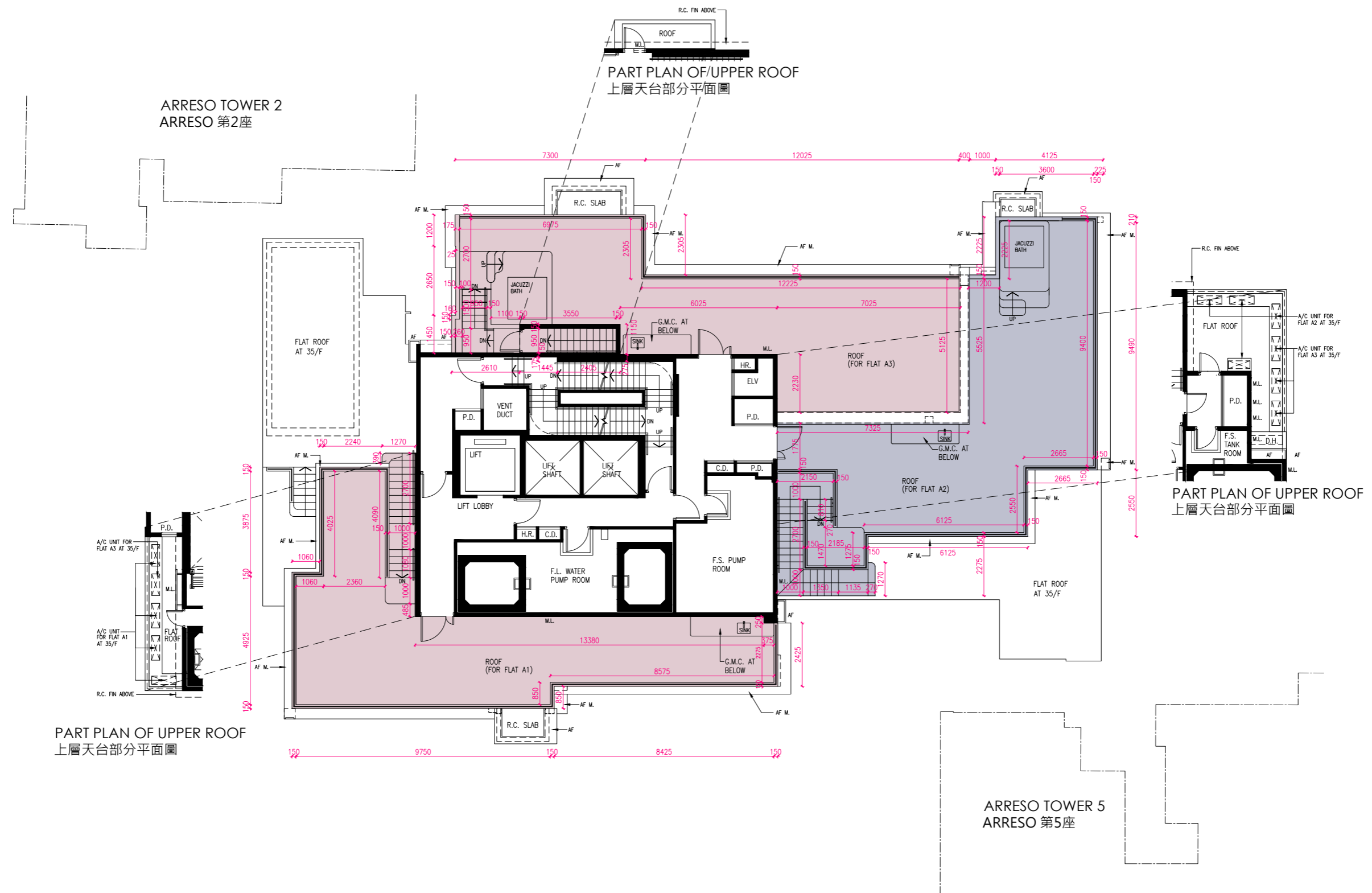
- The dimensions of floor plans are all structural dimensions in millimetre.
- Please refer to Pages AL001 to AL003 of this sales brochure for remarks, legend of the terms and abbreviations shown in the floor plan.
-  Dotted line in a residential unit with open kitchen delineates the extent of open kitchen area.

備註:

- 平面圖所列之尺寸數字為毫米標示的建築結構尺寸。
- 平面圖中顯示之附註、名詞及簡稱圖例請參閱本售樓說明書第AL001至AL003頁。
-  設有開放式廚房的住宅單位內所顯示的虛線代表開放式廚房範圍。

FLOOR PLANS OF RESIDENTIAL PROPERTIES IN THE PHASE 期數的住宅物業的樓面平面圖

ARRESO TOWER 3 ROOF | ARRESO 第3座天台



Scale 比例 Metres 米 0 2 4 6 8


FLOOR PLANS OF RESIDENTIAL PROPERTIES IN THE PHASE 期數的住宅物業的樓面平面圖

		Floor 樓層	Flat 單位		
			A1	A2	A3
Arreso Tower 3 Arreso 第3座	Floor-to-floor height of each residential property (mm) 每個住宅物業的層與層之間的高度(毫米)	Roof 天台	Not Applicable 不適用	Not Applicable 不適用	Not Applicable 不適用
	The thickness of the floor slabs (excluding plaster) of each residential property (mm) 每個住宅物業的樓板的厚度(不包括灰泥)(毫米)	Roof 天台	Not Applicable 不適用	Not Applicable 不適用	Not Applicable 不適用

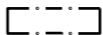
The internal areas of the residential properties on the upper floors will generally be slightly larger than those on the lower floors because of the reducing thickness of the structural walls on the upper floors. (This does not apply to the residential properties in the Phase because the design of the Phase does not involve reducing thickness of structural walls of residential properties on the upper floors and hence internal areas of those residential properties will not be increased.)

因住宅物業的較高樓層的結構牆的厚度遞減，較高樓層的內部面積，一般比較低樓層的內部面積稍大。(不適用於期數內的住宅物業，因為期數的設計是不牽涉較高樓層的住宅物業的結構牆的厚度遞減。因此，該等住宅物業的內部面積不會增加。)

Notes:

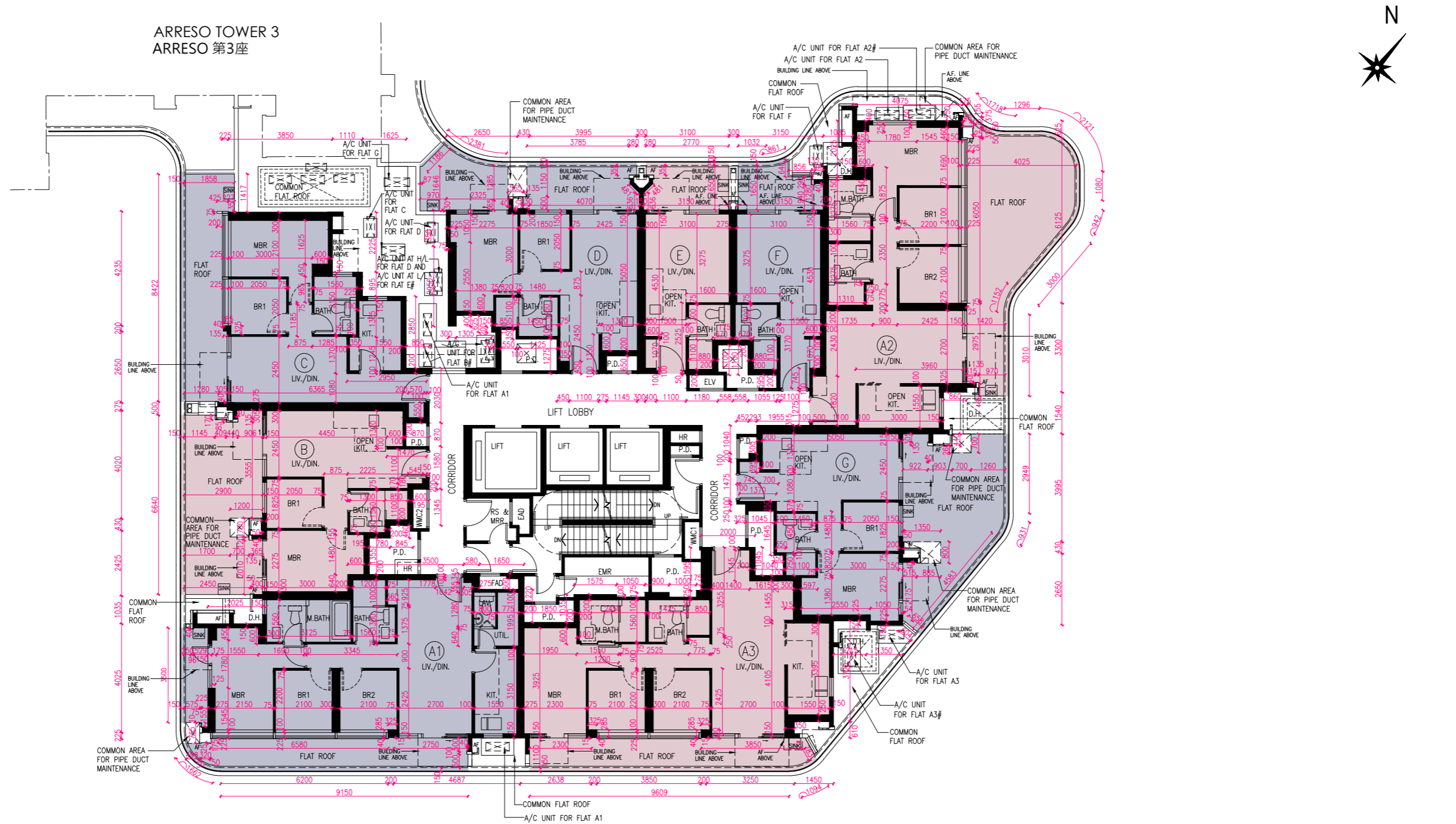
- The dimensions of floor plans are all structural dimensions in millimetre.
- Please refer to Pages AL001 to AL003 of this sales brochure for remarks, legend of the terms and abbreviations shown in the floor plan.
-  Dotted line in a residential unit with open kitchen delineates the extent of open kitchen area.

備註:

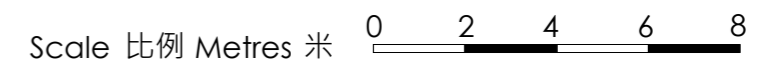
- 平面圖所列之尺寸數字為毫米標示的建築結構尺寸。
- 平面圖中顯示之附註、名詞及簡稱圖例請參閱本售樓說明書第AL001至AL003頁。
-  設有開放式廚房的住宅單位內所顯示的虛線代表開放式廚房範圍。

FLOOR PLANS OF RESIDENTIAL PROPERTIES IN THE PHASE 期數的住宅物業的樓面平面圖

ARRESO TOWER 5 GARDEN FLOOR (2/F) | ARRESO 第5座花園層(2樓)



TWO AIR-CONDITIONERS OUTDOOR UNITS WILL BE INSTALLED WITH A DOUBLE DECK SYSTEM
 # 兩部冷氣機室外機將會以雙層系統型式安裝



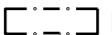
FLOOR PLANS OF RESIDENTIAL PROPERTIES IN THE PHASE 期數的住宅物業的樓面平面圖

		Floor 樓層	Flat 單位								
			A1	A2	A3	B	C	D	E	F	G
Arreso Tower 5	Floor-to-floor height of each residential property (mm) 每個住宅物業的層與層之間的高度(毫米)	Garden Floor (2/F) 花園層 (2 樓)	2850, 2900, 3050, 3090, 3150	2850, 2900, 3050, 3090, 3150	2850, 2900, 3050, 3090, 3150	2850, 3050, 3090, 3150	2850, 2900, 3050, 3090, 3150	2850, 2900, 3050, 3090, 3150	2850, 2900, 3050, 3090, 3150	2850, 2900, 3050, 3090, 3150	2850, 3050, 3090, 3150
Arreso 第 5 座	The thickness of the floor slabs (excluding plaster) of each residential property (mm) 每個住宅物業的樓板的厚度(不包括灰泥)(毫米)	Garden Floor (2/F) 花園層 (2 樓)	150, 175, 200	175, 200	150, 175, 200	175, 200	150, 175, 200	175, 200, 300	150, 175	150, 175, 400	175, 200, 300

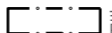
The internal areas of the residential properties on the upper floors will generally be slightly larger than those on the lower floors because of the reducing thickness of the structural walls on the upper floors. (This does not apply to the residential properties in the Phase because the design of the Phase does not involve reducing thickness of structural walls of residential properties on the upper floors and hence internal areas of those residential properties will not be increased.)

因住宅物業的較高樓層的結構牆的厚度遞減，較高樓層的內部面積，一般比較低樓層的內部面積稍大。(不適用於期數內的住宅物業，因為期數的設計是不牽涉較高樓層的住宅物業的結構牆的厚度遞減。因此，該等住宅物業的內部面積不會增加。)

Notes:

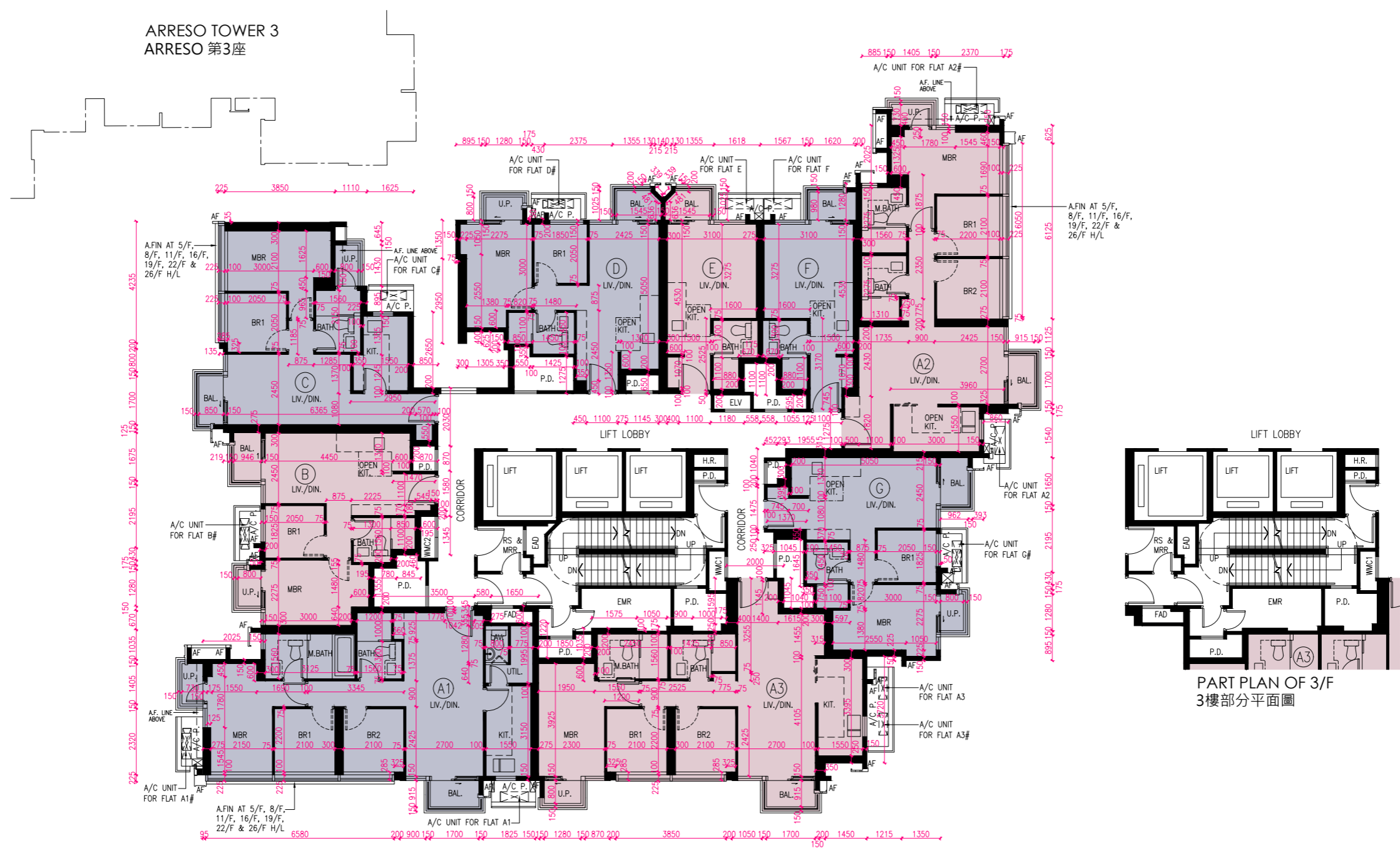
- The dimensions of floor plans are all structural dimensions in millimetre.
- Please refer to Pages AL001 to AL003 of this sales brochure for remarks, legend of the terms and abbreviations shown in the floor plan.
-  Dotted line in a residential unit with open kitchen delineates the extent of open kitchen area.

備註:

- 平面圖所列之尺寸數字為毫米標示的建築結構尺寸。
- 平面圖中顯示之附註、名詞及簡稱圖例請參閱本售樓說明書第AL001至AL003頁。
-  設有開放式廚房的住宅單位內所顯示的虛線代表開放式廚房範圍。

FLOOR PLANS OF RESIDENTIAL PROPERTIES IN THE PHASE 期數的住宅物業的樓面平面圖

ARRESO TOWER 5 3/F, 5/F-12/F, 15/F-18/F, 20/F-23/F & 25/F-28/F | ARRESO 第5座 3樓、5樓至12樓、15樓至18樓、20樓至23樓及25樓至28樓



TWO AIR-CONDITIONERS OUTDOOR UNITS WILL BE INSTALLED WITH A DOUBLE DECK SYSTEM
 # 兩部冷氣機室外機將會以雙層系統型式安裝

Scale 比例 Metres 米 0 2 4 6 8

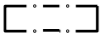
FLOOR PLANS OF RESIDENTIAL PROPERTIES IN THE PHASE 期數的住宅物業的樓面平面圖

		Floor 樓層	Flat 單位								
			A1	A2	A3	B	C	D	E	F	G
Arreso Tower 5	Floor-to-floor height of each residential property (mm) 每個住宅物業的層與層之間的高度(毫米)	3/F, 5/F - 12/F, 15/F - 17/F, 20/F - 23/F & 25/F - 28/F 3 樓、5 樓至 12 樓、 15 樓至 17 樓、 20 樓至 23 樓及 25 樓至 28 樓	2850, 2900, 3050, 3150	2850, 2900, 3050, 3150	2850, 2900, 3050, 3150	2850, 3050, 3150	2850, 2900, 3050, 3150	2850, 2900, 3050, 3150	2850, 2900, 3050, 3150	2850, 2900, 3050, 3150	2850, 3050, 3150
		18/F 18 樓	2850, 3150	3150	3150	3150	3150	3150	3150	3150	3150
Arreso 第 5 座	The thickness of the floor slabs (excluding plaster) of each residential property (mm) 每個住宅物業的樓板的厚度(不包括灰泥)(毫米)	3/F, 5/F - 12/F, 15/F - 17/F, 20/F - 23/F & 25/F - 28/F 3 樓、5 樓至 12 樓、 15 樓至 17 樓、 20 樓至 23 樓及 25 樓至 28 樓	150, 175, 200	175, 200	150, 175, 200	175, 200	150, 175, 200	175, 200, 300	150, 175	150, 175, 400	175, 200, 300
		18/F 18 樓	175, 200	150, 175, 200	150, 175, 200	175, 200	150, 175, 200	175, 200, 300	150, 175	150, 175, 400	175, 200, 300

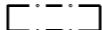
The internal areas of the residential properties on the upper floors will generally be slightly larger than those on the lower floors because of the reducing thickness of the structural walls on the upper floors. (This does not apply to the residential properties in the Phase because the design of the Phase does not involve reducing thickness of structural walls of residential properties on the upper floors and hence internal areas of those residential properties will not be increased.)

因住宅物業的較高樓層的結構牆的厚度遞減，較高樓層的內部面積，一般比較低樓層的內部面積稍大。(不適用於期數內的住宅物業，因為期數的設計是不牽涉較高樓層的住宅物業的結構牆的厚度遞減。因此，該等住宅物業的內部面積不會增加。)

Notes:

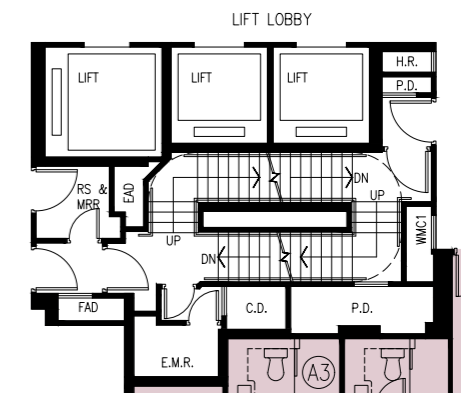
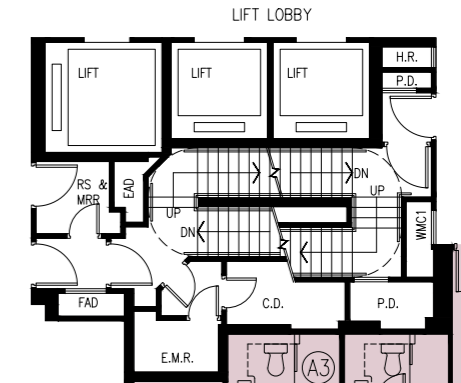
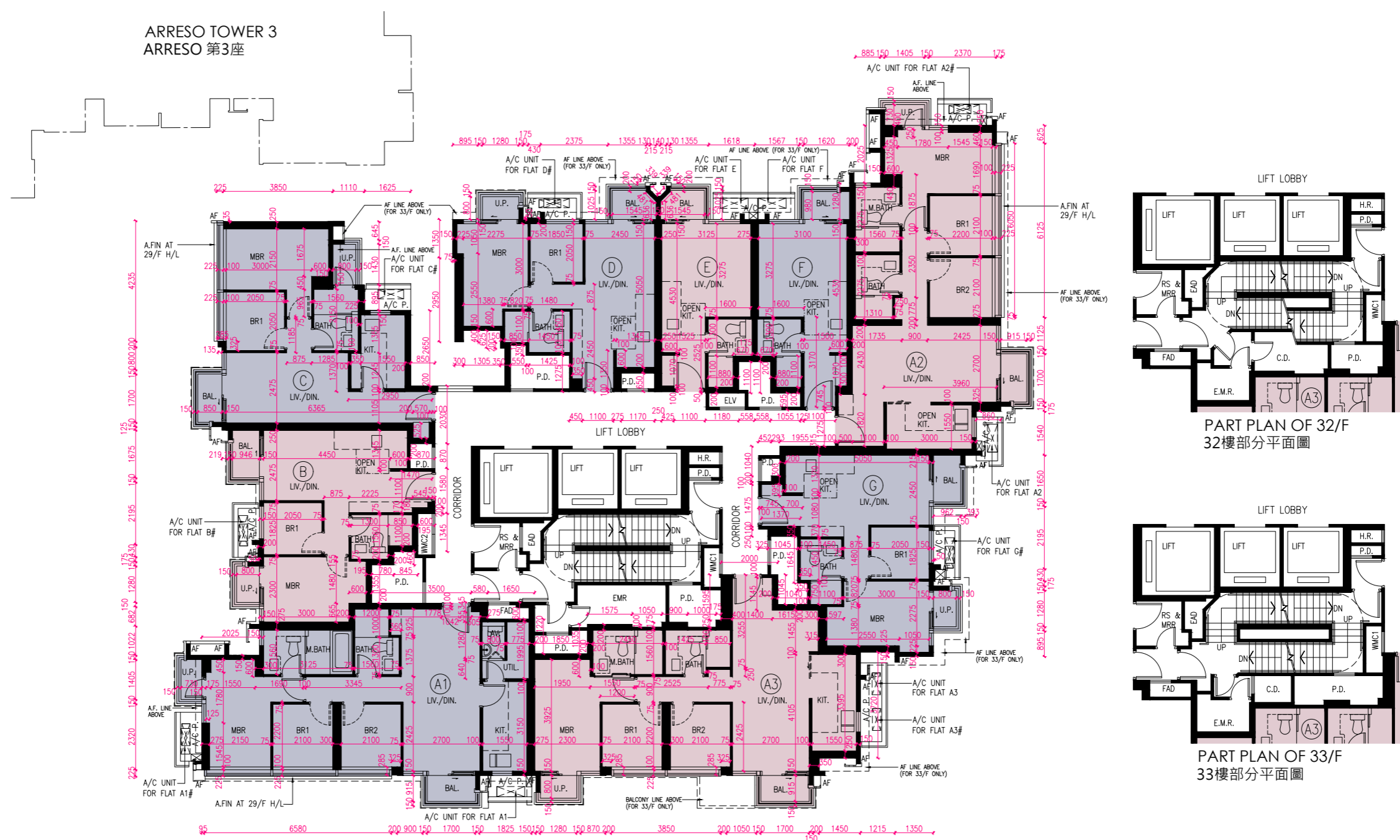
- The dimensions of floor plans are all structural dimensions in millimetre.
- Please refer to Pages AL001 to AL003 of this sales brochure for remarks, legend of the terms and abbreviations shown in the floor plan.
-  Dotted line in a residential unit with open kitchen delineates the extent of open kitchen area.

備註:

- 平面圖所列之尺寸數字為毫米標示的建築結構尺寸。
- 平面圖中顯示之附註、名詞及簡稱圖例請參閱本售樓說明書第AL001至AL003頁。
-  設有開放式廚房的住宅單位內所顯示的虛線代表開放式廚房範圍。

FLOOR PLANS OF RESIDENTIAL PROPERTIES IN THE PHASE 期數的住宅物業的樓面平面圖

ARRESO TOWER 5 29/F-33/F | ARRESO 第5座 29樓至33樓



TWO AIR-CONDITIONERS OUTDOOR UNITS WILL BE INSTALLED WITH A DOUBLE DECK SYSTEM
兩部冷氣機室外機將會以雙層系統型式安裝

Scale 比例 Metres 米 0 2 4 6 8


FLOOR PLANS OF RESIDENTIAL PROPERTIES IN THE PHASE 期數的住宅物業的樓面平面圖

		Floor 樓層	Flat 單位									
			A1	A2	A3	B	C	D	E	F	G	
Arreso Tower 5 Arreso 第 5 座	Floor-to-floor height of each residential property (mm) 每個住宅物業的層與層之間的高度(毫米)	29/F – 32/F 29 樓至 32 樓	2850, 2900, 3050, 3150	2850, 2900, 3050, 3150	2850, 2900, 3050, 3150	2850, 3050, 3150	2850, 2900, 3050, 3150	2850, 2900, 3050, 3150	2850, 2900, 3050, 3150	2850, 2900, 3150	2850, 3050, 3150	
		33/F 33 樓	2950, 3075, 3100, 3195, 3295, 3300, 3400	3075, 3100, 3175, 3245, 3300, 3400	3075, 3100, 3295, 3400	3000, 3100, 3295, 3400	3100, 3295, 3300, 3400	3150, 3295, 3300, 3400	3295, 3400	3175, 3295, 3400	3000, 3075, 3100, 3245, 3300, 3400	
	The thickness of the floor slabs (excluding plaster) of each residential property (mm) 每個住宅物業的樓板的厚度(不包括灰泥)(毫米)	29/F – 32/F 29 樓至 32 樓	150, 175, 200	175, 200	150, 175, 200	175, 200	150, 175, 200	175, 200, 300	150, 175	150, 175	150, 175	175, 200, 300
		33/F 33 樓	150, 200, 500	150, 300	150, 200, 450	150, 200, 450	150, 225, 525	150, 200	150	150, 300	150, 200, 600	


The internal areas of the residential properties on the upper floors will generally be slightly larger than those on the lower floors because of the reducing thickness of the structural walls on the upper floors. (This does not apply to the residential properties in the Phase because the design of the Phase does not involve reducing thickness of structural walls of residential properties on the upper floors and hence internal areas of those residential properties will not be increased.)

因住宅物業的較高樓層的結構牆的厚度遞減，較高樓層的內部面積，一般比較低樓層的內部面積稍大。(不適用於期數內的住宅物業，因為期數的設計是不牽涉較高樓層的住宅物業的結構牆的厚度遞減。因此，該等住宅物業的內部面積不會增加。)

Notes:

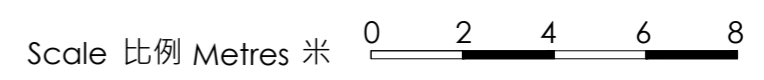
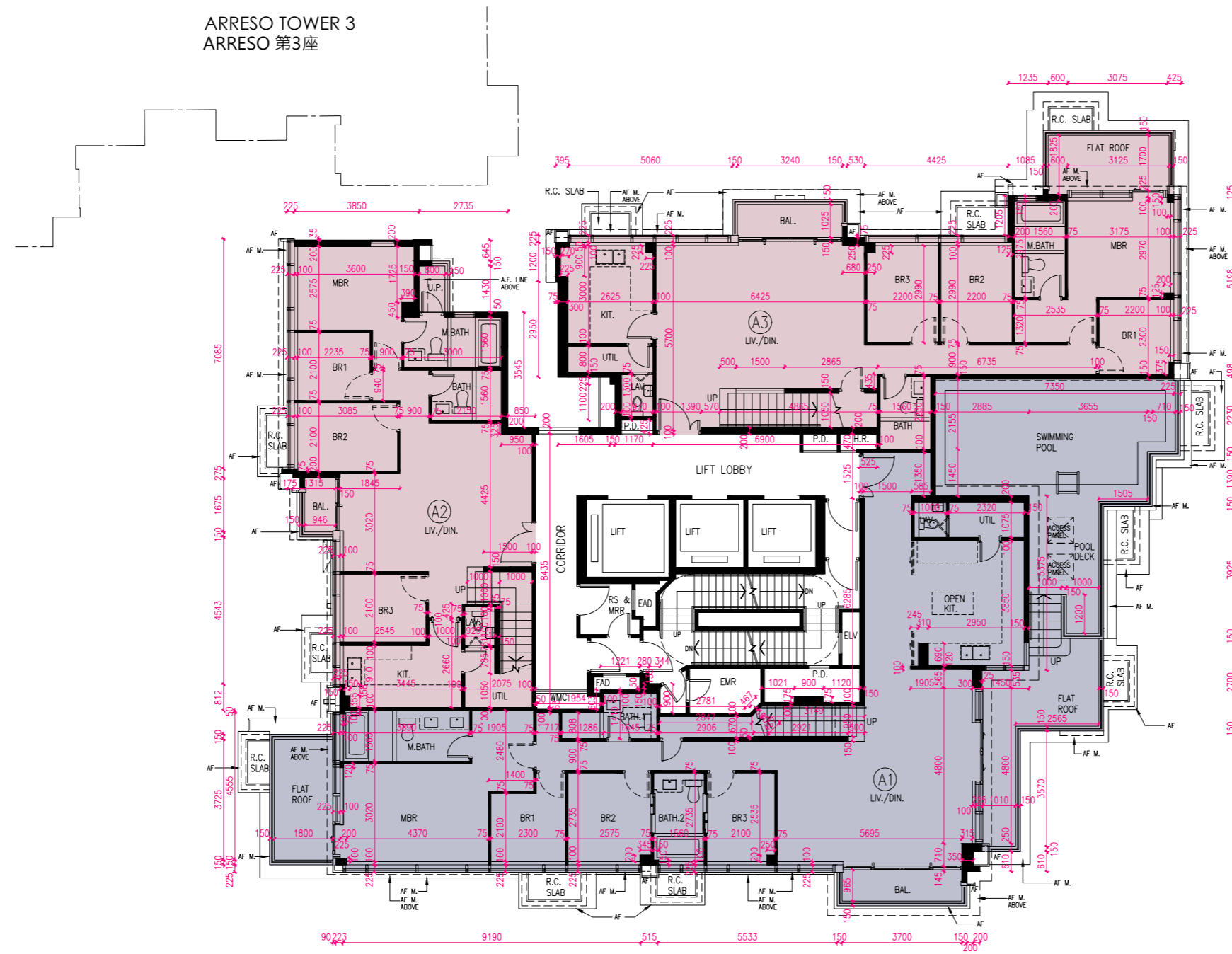
- The dimensions of floor plans are all structural dimensions in millimetre.
- Please refer to Pages AL001 to AL003 of this sales brochure for remarks, legend of the terms and abbreviations shown in the floor plan.
-  Dotted line in a residential unit with open kitchen delineates the extent of open kitchen area.

備註:

- 平面圖所列之尺寸數字為毫米標示的建築結構尺寸。
- 平面圖中顯示之附註、名詞及簡稱圖例請參閱本售樓說明書第AL001至AL003頁。
-  設有開放式廚房的住宅單位內所顯示的虛線代表開放式廚房範圍。

FLOOR PLANS OF RESIDENTIAL PROPERTIES IN THE PHASE 期數的住宅物業的樓面平面圖

ARRESO TOWER 5 PENTHOUSE FLOOR (35/F) | ARRESO 第5座頂層 (35樓)




FLOOR PLANS OF RESIDENTIAL PROPERTIES IN THE PHASE 期數的住宅物業的樓面平面圖

		Floor 樓層	Flat 單位		
			A1	A2	A3
Arreso Tower 5 Arreso 第 5 座	Floor-to-floor height of each residential property (mm) 每個住宅物業的層與層之間的高度(毫米)	Penthouse Floor (35/F) 頂層 (35 樓)	2070, 2380, 3500 3700, 3725	2750, 2860, 3060, 3500, 3725	2920, 3030, 3230, 3500, 3725
	The thickness of the floor slabs (excluding plaster) of each residential property (mm) 每個住宅物業的樓板的厚度(不包括灰泥)(毫米)	Penthouse Floor (35/F) 頂層 (35 樓)	150, 200, 175, 350	150, 175, 200	150, 200, 400


The internal areas of the residential properties on the upper floors will generally be slightly larger than those on the lower floors because of the reducing thickness of the structural walls on the upper floors. (This does not apply to the residential properties in the Phase because the design of the Phase does not involve reducing thickness of structural walls of residential properties on the upper floors and hence internal areas of those residential properties will not be increased.)

因住宅物業的較高樓層的結構牆的厚度遞減，較高樓層的內部面積，一般比較低樓層的內部面積稍大。(不適用於期數內的住宅物業，因為期數的設計是不牽涉較高樓層的住宅物業的結構牆的厚度遞減。因此，該等住宅物業的內部面積不會增加。)

Notes:

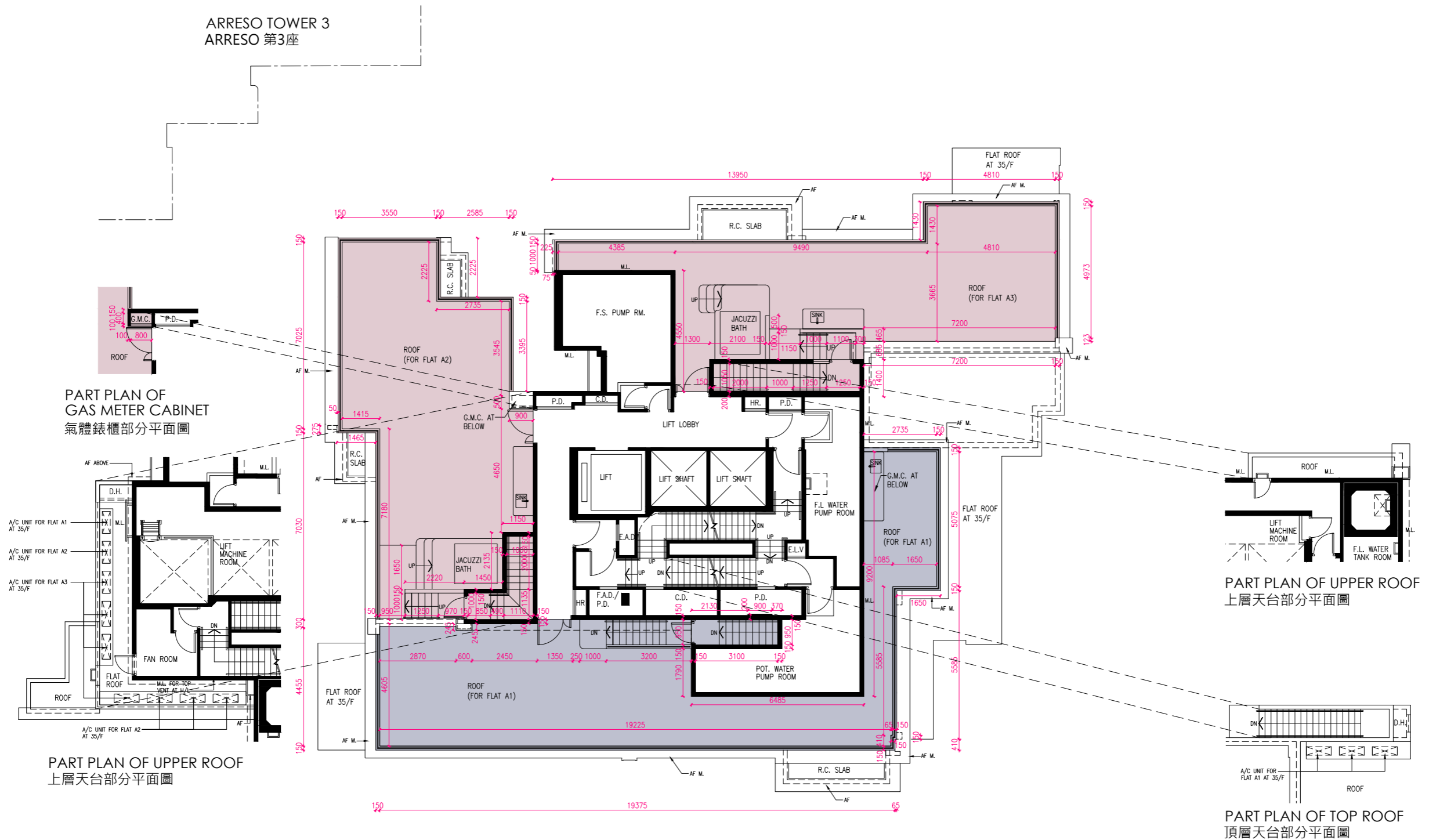
- The dimensions of floor plans are all structural dimensions in millimetre.
- Please refer to Pages AL001 to AL003 of this sales brochure for remarks, legend of the terms and abbreviations shown in the floor plan.
-  Dotted line in a residential unit with open kitchen delineates the extent of open kitchen area.

備註:

- 平面圖所列之尺寸數字為毫米標示的建築結構尺寸。
- 平面圖中顯示之附註、名詞及簡稱圖例請參閱本售樓說明書第AL001至AL003頁。
-  設有開放式廚房的住宅單位內所顯示的虛線代表開放式廚房範圍。

FLOOR PLANS OF RESIDENTIAL PROPERTIES IN THE PHASE 期數的住宅物業的樓面平面圖

ARRESO TOWER 5 ROOF | ARRESO 第5座天台



Scale 比例 Metres 米 0 2 4 6 8

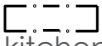
FLOOR PLANS OF RESIDENTIAL PROPERTIES IN THE PHASE 期數的住宅物業的樓面平面圖

		Floor 樓層	Flat 單位		
			A1	A2	A3
Arreso Tower 5 Arreso 第 5 座	Floor-to-floor height of each residential property (mm) 每個住宅物業的層與層之間的高度(毫米)	Roof 天台	Not Applicable 不適用	Not Applicable 不適用	Not Applicable 不適用
	The thickness of the floor slabs (excluding plaster) of each residential property (mm) 每個住宅物業的樓板的厚度(不包括灰泥)(毫米)	Roof 天台	Not Applicable 不適用	Not Applicable 不適用	Not Applicable 不適用

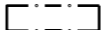
The internal areas of the residential properties on the upper floors will generally be slightly larger than those on the lower floors because of the reducing thickness of the structural walls on the upper floors. (This does not apply to the residential properties in the Phase because the design of the Phase does not involve reducing thickness of structural walls of residential properties on the upper floors and hence internal areas of those residential properties will not be increased.)

因住宅物業的較高樓層的結構牆的厚度遞減，較高樓層的內部面積，一般比較低樓層的內部面積稍大。(不適用於期數內的住宅物業，因為期數的設計是不牽涉較高樓層的住宅物業的結構牆的厚度遞減。因此，該等住宅物業的內部面積不會增加。)

Notes:

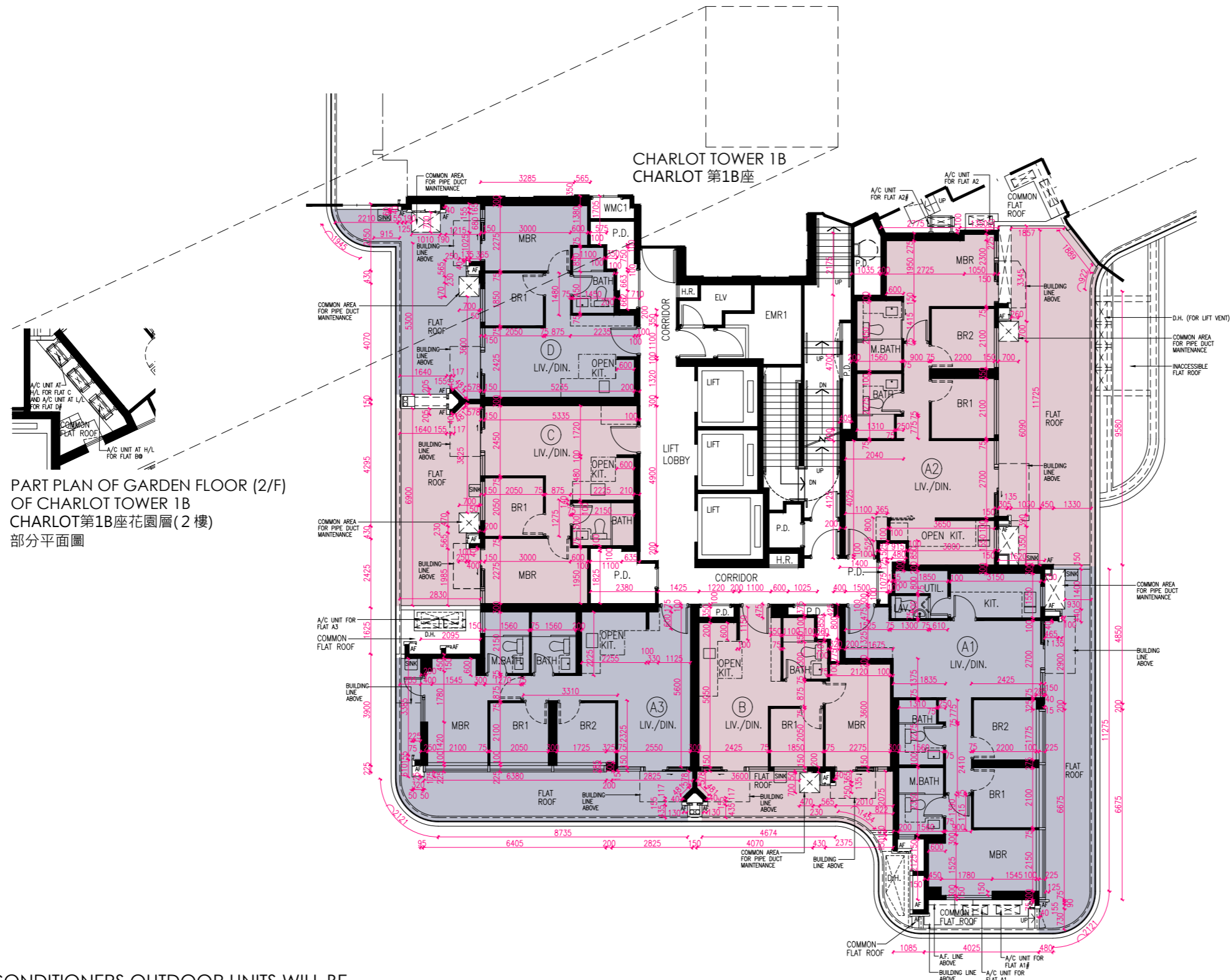
- The dimensions of floor plans are all structural dimensions in millimetre.
- Please refer to Pages AL001 to AL003 of this sales brochure for remarks, legend of the terms and abbreviations shown in the floor plan.
-  Dotted line in a residential unit with open kitchen delineates the extent of open kitchen area.

備註:

- 平面圖所列之尺寸數字為毫米標示的建築結構尺寸。
- 平面圖中顯示之附註、名詞及簡稱圖例請參閱本售樓說明書第AL001至AL003頁。
-  設有開放式廚房的住宅單位內所顯示的虛線代表開放式廚房範圍。

FLOOR PLANS OF RESIDENTIAL PROPERTIES IN THE PHASE 期數的住宅物業的樓面平面圖

CHARLOT TOWER 1A GARDEN FLOOR (2/F) | CHARLOT 第1A座 花園層 (2樓)



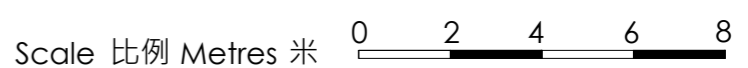
PART PLAN OF GARDEN FLOOR (2/F) OF CHARLOT TOWER 1B CHARLOT 第1B座花園層 (2樓) 部分平面圖

@ THREE AIR-CONDITIONERS OUTDOOR UNITS WILL BE INSTALLED WITH A TRIPLE DECK SYSTEM

@ 三部冷氣機室外機將會以三層系統型式安裝

TWO AIR-CONDITIONERS OUTDOOR UNITS WILL BE INSTALLED WITH A DOUBLE DECK SYSTEM

兩部冷氣機室外機將會以雙層系統型式安裝



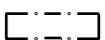
FLOOR PLANS OF RESIDENTIAL PROPERTIES IN THE PHASE 期數的住宅物業的樓面平面圖

		Floor 樓層	Flat 單位					
			A1	A2	A3	B	C	D
Charlot Tower 1A	Floor-to-floor height of each residential property (mm) 每個住宅物業的層與層之間的高度(毫米)	Garden Floor (2/F) 花園層 (2 樓)	2850, 2900, 3050, 3090, 3150	2900, 3050, 3090, 3150	2900, 3050, 3090, 3150	2850, 2900, 3050, 3090, 3150	2850, 3050, 3090, 3150	2850, 2900, 3050, 3090, 3150
Charlot 第 1A 座	The thickness of the floor slabs (excluding plaster) of each residential property (mm) 每個住宅物業的樓板的厚度(不包括灰泥)(毫米)	Garden Floor (2/F) 花園層 (2 樓)	150, 175, 200	150, 175, 200	150, 175	150, 175, 200	175, 200	175, 200


The internal areas of the residential properties on the upper floors will generally be slightly larger than those on the lower floors because of the reducing thickness of the structural walls on the upper floors. (This does not apply to the residential properties in the Phase because the design of the Phase does not involve reducing thickness of structural walls of residential properties on the upper floors and hence internal areas of those residential properties will not be increased.)

因住宅物業的較高樓層的結構牆的厚度遞減，較高樓層的內部面積，一般比較低樓層的內部面積稍大。(不適用於期數內的住宅物業，因為期數的設計是不牽涉較高樓層的住宅物業的結構牆的厚度遞減。因此，該等住宅物業的內部面積不會增加。)

Notes:

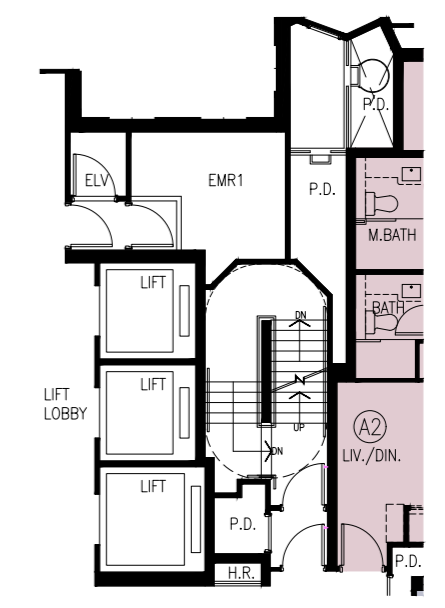

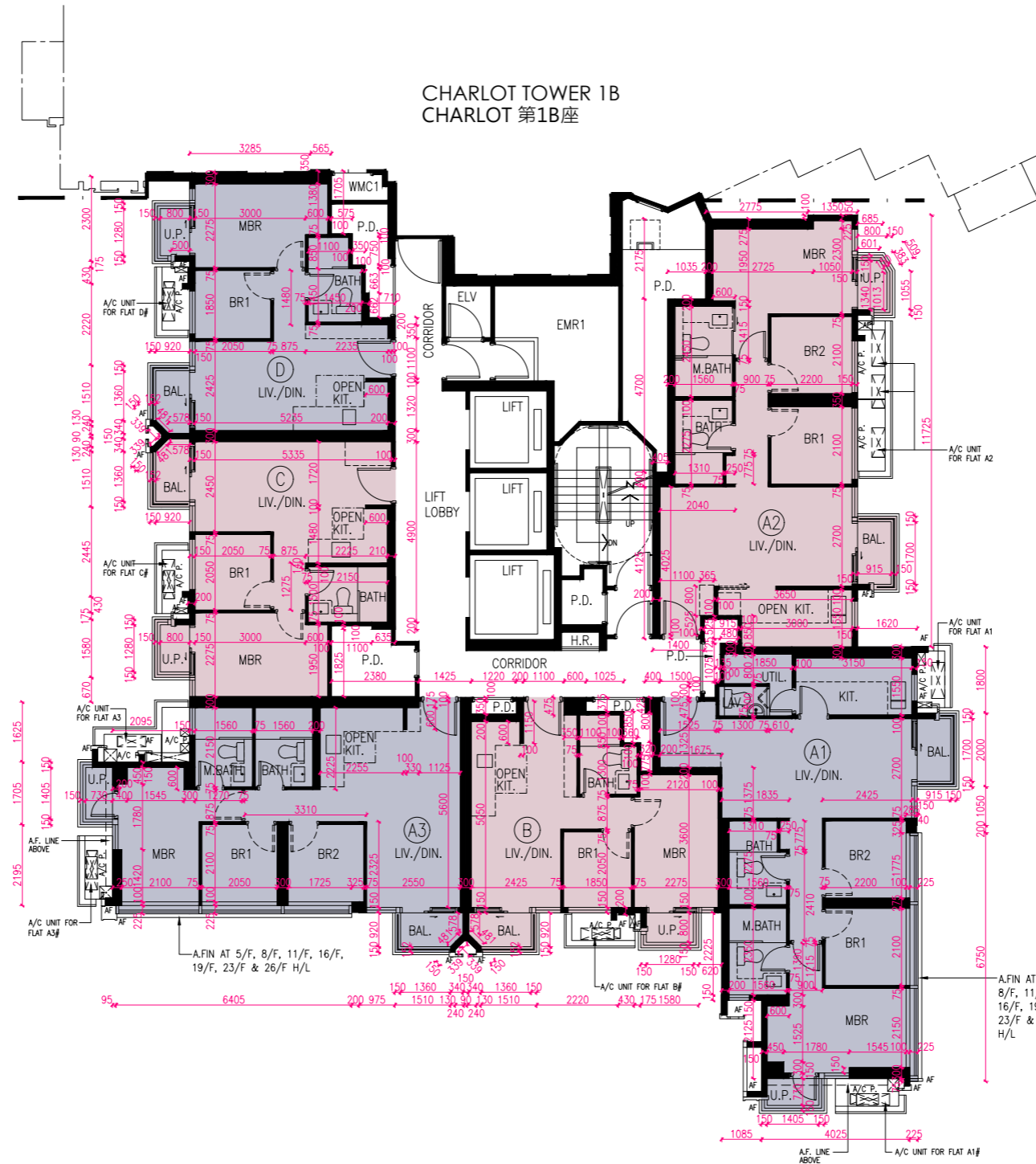
- The dimensions of floor plans are all structural dimensions in millimetre.
- Please refer to Pages AL001 to AL003 of this sales brochure for remarks, legend of the terms and abbreviations shown in the floor plan.
-  Dotted line in a residential unit with open kitchen delineates the extent of open kitchen area.

備註:

- 平面圖所列之尺寸數字為毫米標示的建築結構尺寸。
- 平面圖中顯示之附註、名詞及簡稱圖例請參閱本售樓說明書第AL001至AL003頁。
-  設有開放式廚房的住宅單位內所顯示的虛線代表開放式廚房範圍。

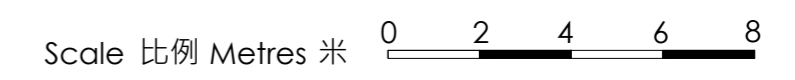
FLOOR PLANS OF RESIDENTIAL PROPERTIES IN THE PHASE 期數的住宅物業的樓面平面圖

CHARLOT TOWER 1A 3/F, 5/F-12/F, 15/F-18/F, 20/F-23/F & 25/F-28/F | CHARLOT 第1A座 3樓、5樓至12樓、15樓至18樓、20樓至23樓及25樓至28樓



PART PLAN OF STAIRCASE AT 3/F
3樓樓梯部分平面圖

TWO AIR-CONDITIONERS OUTDOOR UNITS WILL BE INSTALLED WITH A DOUBLE DECK SYSTEM
兩部冷氣機室外機將會以雙層系統型式安裝




FLOOR PLANS OF RESIDENTIAL PROPERTIES IN THE PHASE 期數的住宅物業的樓面平面圖

		Floor 樓層	Flat 單位					
			A1	A2	A3	B	C	D
Charlot Tower 1A Charlot 第 1A 座	Floor-to-floor height of each residential property (mm) 每個住宅物業的層與層之間的高度(毫米)	3/F, 5/F - 12/F, 15/F - 17/F, 20/F - 23/F & 25/F - 28/F 3 樓、5 樓至 12 樓、 15 樓至 17 樓、 20 樓至 23 樓及 25 樓至 28 樓	2850, 2900, 3050, 3150	2850, 2900, 3050, 3150	2850, 2900, 3050, 3150	2850, 2900, 3050, 3150	2850, 3050, 3150	2850, 2900, 3050, 3150
		18/F 18 樓	3150	3150	3150	3150	3150	3150
	The thickness of the floor slabs (excluding plaster) of each residential property (mm) 每個住宅物業的樓板的厚度(不包括灰泥)(毫米)	3/F, 5/F - 12/F, 15/F - 17/F, 20/F - 23/F & 25/F - 28/F 3 樓、5 樓至 12 樓、 15 樓至 17 樓、 20 樓至 23 樓及 25 樓至 28 樓	150, 175, 200	150, 175, 200	150, 175	150, 175, 200	175, 200	175, 200
		18/F 18 樓	150, 175, 200	150, 175, 200	150, 175	150, 175, 200	175, 200	175, 200


The internal areas of the residential properties on the upper floors will generally be slightly larger than those on the lower floors because of the reducing thickness of the structural walls on the upper floors. (This does not apply to the residential properties in the Phase because the design of the Phase does not involve reducing thickness of structural walls of residential properties on the upper floors and hence internal areas of those residential properties will not be increased.)

因住宅物業的較高樓層的結構牆的厚度遞減，較高樓層的內部面積，一般比較低樓層的內部面積稍大。(不適用於期數內的住宅物業，因為期數的設計是不牽涉較高樓層的住宅物業的結構牆的厚度遞減。因此，該等住宅物業的內部面積不會增加。)

Notes:

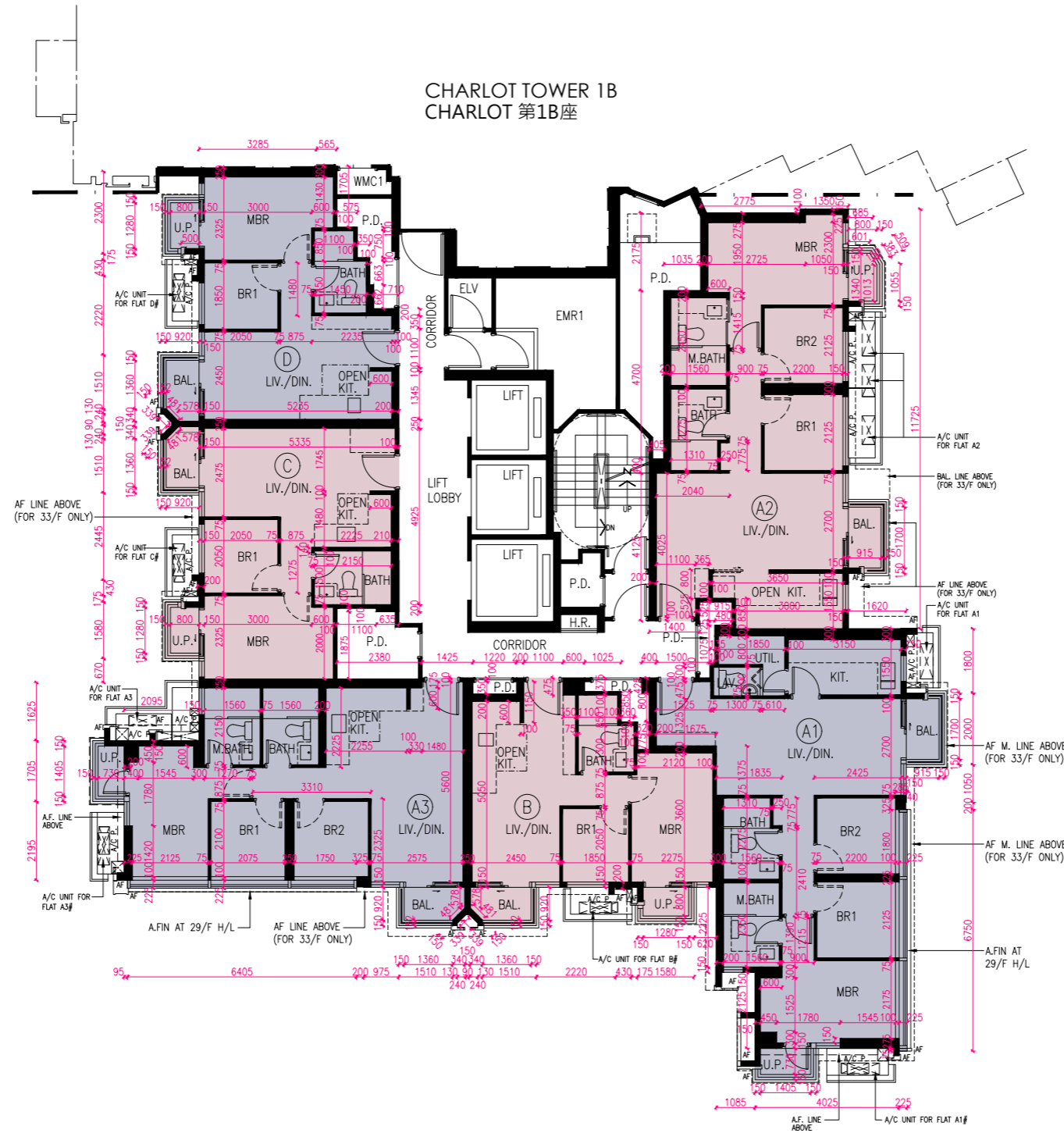
- The dimensions of floor plans are all structural dimensions in millimetre.
- Please refer to Pages AL001 to AL003 of this sales brochure for remarks, legend of the terms and abbreviations shown in the floor plan.
-  Dotted line in a residential unit with open kitchen delineates the extent of open kitchen area.

備註:

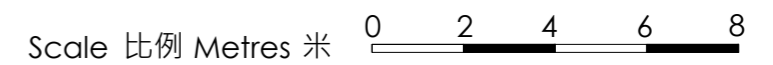
- 平面圖所列之尺寸數字為毫米標示的建築結構尺寸。
- 平面圖中顯示之附註、名詞及簡稱圖例請參閱本售樓說明書第AL001至AL003頁。
-  設有開放式廚房的住宅單位內所顯示的虛線代表開放式廚房範圍。

FLOOR PLANS OF RESIDENTIAL PROPERTIES IN THE PHASE 期數的住宅物業的樓面平面圖

CHARLOT TOWER 1A 29/F-33/F | CHARLOT 第1A座 29樓至33樓



TWO AIR-CONDITIONERS OUTDOOR UNITS WILL BE INSTALLED WITH A DOUBLE DECK SYSTEM
兩部冷氣機室外機將會以雙層系統型式安裝




FLOOR PLANS OF RESIDENTIAL PROPERTIES IN THE PHASE 期數的住宅物業的樓面平面圖

		Floor 樓層	Flat 單位					
			A1	A2	A3	B	C	D
Charlot Tower 1A Charlot 第 1A 座	Floor-to-floor height of each residential property (mm) 每個住宅物業的層與層之間的高度(毫米)	29/F – 32/F 29 樓至 32 樓	2850, 2900, 3050, 3150	2850, 2900, 3050, 3150	2850, 2900, 3050, 3150	2850, 2900, 3050, 3150	2850, 3050, 3150	2850, 2900, 3050, 3150
		33/F 33 樓	3150, 3175, 3345, 3500	3150, 3395, 3500	3150, 3200, 3250, 3395, 3500	3150, 3200, 3250, 3395, 3400, 3500	3150, 3395, 3500	3200, 3395, 3500
	The thickness of the floor slabs (excluding plaster) of each residential property (mm) 每個住宅物業的樓板的厚度(不包括灰泥)(毫米)	29/F – 32/F 29 樓至 32 樓	150, 175, 200	150, 175, 200	150, 175	150, 175, 200	175, 200	175, 200
		33/F 33 樓	150, 200, 550	150, 200	150, 450, 500	150, 175, 200	150, 200	150, 200


The internal areas of the residential properties on the upper floors will generally be slightly larger than those on the lower floors because of the reducing thickness of the structural walls on the upper floors. (This does not apply to the residential properties in the Phase because the design of the Phase does not involve reducing thickness of structural walls of residential properties on the upper floors and hence internal areas of those residential properties will not be increased.)

因住宅物業的較高樓層的結構牆的厚度遞減，較高樓層的內部面積，一般比較低樓層的內部面積稍大。(不適用於期數內的住宅物業，因為期數的設計是不牽涉較高樓層的住宅物業的結構牆的厚度遞減。因此，該等住宅物業的內部面積不會增加。)

Notes:

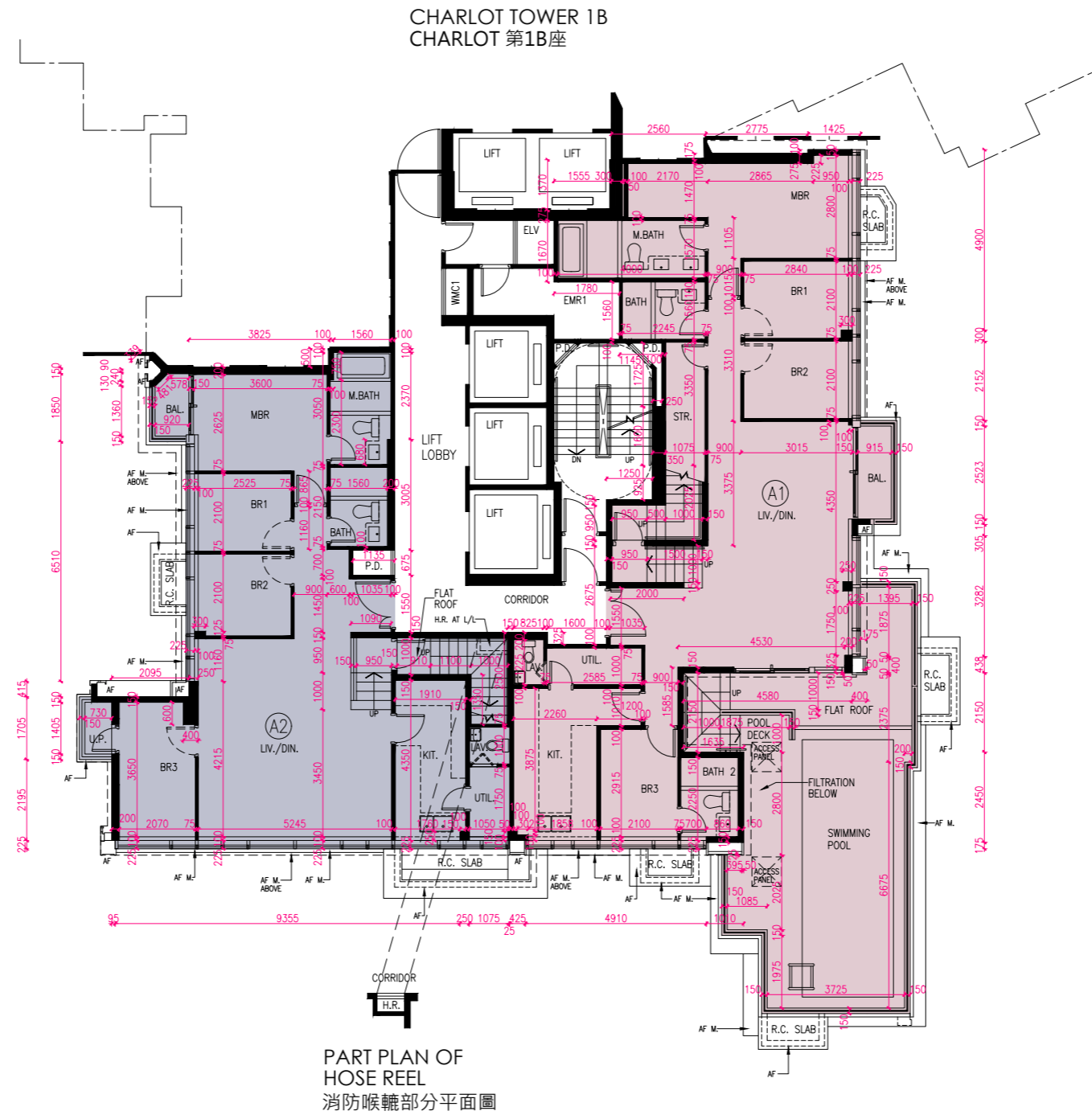
- The dimensions of floor plans are all structural dimensions in millimetre.
- Please refer to Pages AL001 to AL003 of this sales brochure for remarks, legend of the terms and abbreviations shown in the floor plan.
-  Dotted line in a residential unit with open kitchen delineates the extent of open kitchen area.

備註:

- 平面圖所列之尺寸數字為毫米標示的建築結構尺寸。
- 平面圖中顯示之附註、名詞及簡稱圖例請參閱本售樓說明書第AL001至AL003頁。
-  設有開放式廚房的住宅單位內所顯示的虛線代表開放式廚房範圍。

FLOOR PLANS OF RESIDENTIAL PROPERTIES IN THE PHASE 期數的住宅物業的樓面平面圖

CHARLOT TOWER 1A PENTHOUSE (35/F) | CHARLOT 第1A座 頂層(35樓)



Scale 比例 Metres 米


FLOOR PLANS OF RESIDENTIAL PROPERTIES IN THE PHASE 期數的住宅物業的樓面平面圖

		Floor 樓層	Flat 單位	
			A1	A2
Charlot Tower 1A	Floor-to-floor height of each residential property (mm) 每個住宅物業的層與層之間的高度(毫米)	Penthouse Floor (35/F) 頂層 (35 樓)	3850, 4000, 4075	3850, 4000, 4075
Charlot 第 1A 座	The thickness of the floor slabs (excluding plaster) of each residential property (mm) 每個住宅物業的樓板的厚度(不包括灰泥)(毫米)	Penthouse Floor (35/F) 頂層 (35 樓)	150, 175, 200	150, 200


The internal areas of the residential properties on the upper floors will generally be slightly larger than those on the lower floors because of the reducing thickness of the structural walls on the upper floors. (This does not apply to the residential properties in the Phase because the design of the Phase does not involve reducing thickness of structural walls of residential properties on the upper floors and hence internal areas of those residential properties will not be increased.)

因住宅物業的較高樓層的結構牆的厚度遞減，較高樓層的內部面積，一般比較低樓層的內部面積稍大。(不適用於期數內的住宅物業，因為期數的設計是不牽涉較高樓層的住宅物業的結構牆的厚度遞減。因此，該等住宅物業的內部面積不會增加。)

Notes:

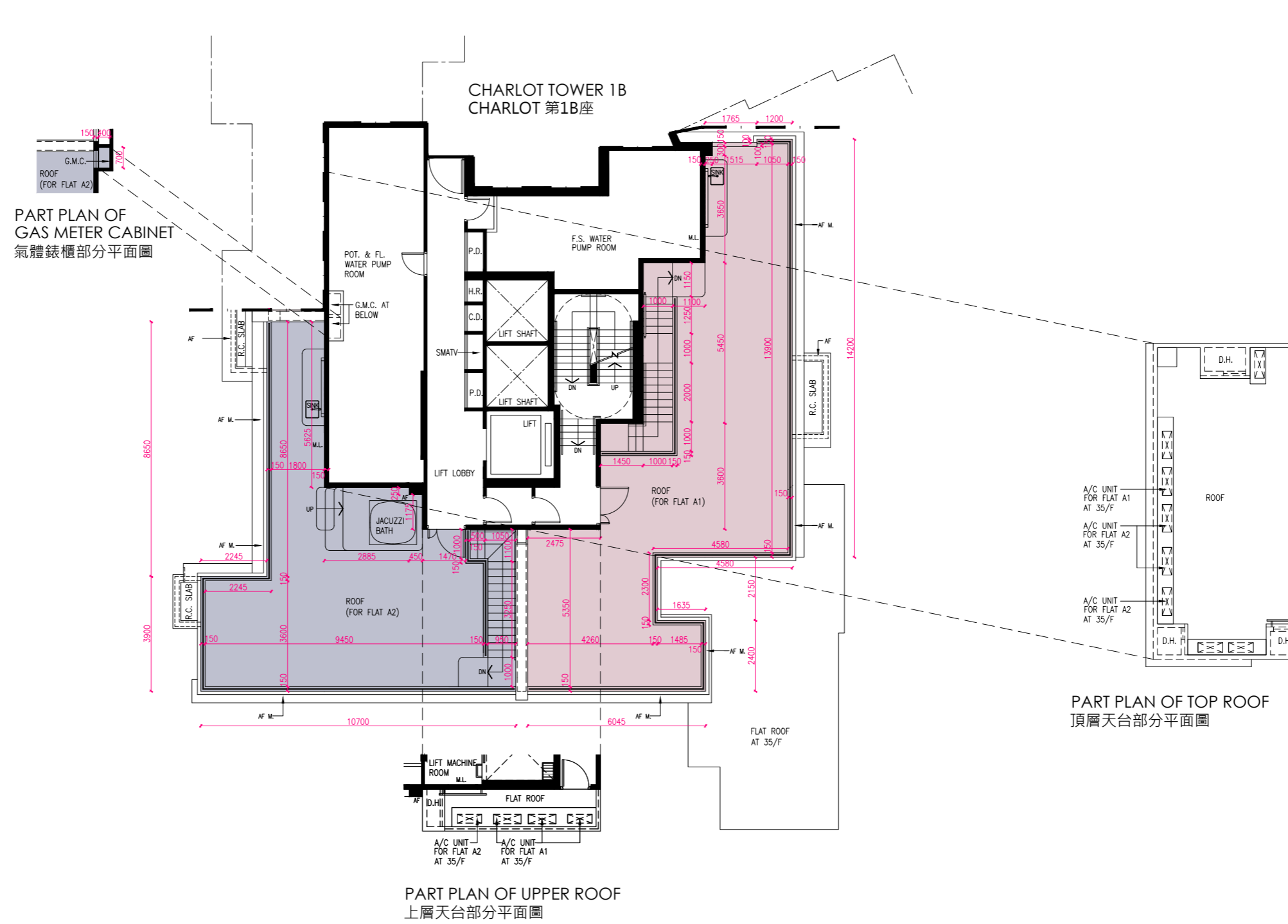
- The dimensions of floor plans are all structural dimensions in millimetre.
- Please refer to Pages AL001 to AL003 of this sales brochure for remarks, legend of the terms and abbreviations shown in the floor plan.
-  Dotted line in a residential unit with open kitchen delineates the extent of open kitchen area.

備註:

- 平面圖所列之尺寸數字為毫米標示的建築結構尺寸。
- 平面圖中顯示之附註、名詞及簡稱圖例請參閱本售樓說明書第AL001至AL003頁。
-  設有開放式廚房的住宅單位內所顯示的虛線代表開放式廚房範圍。

FLOOR PLANS OF RESIDENTIAL PROPERTIES IN THE PHASE 期數的住宅物業的樓面平面圖

CHARLOT TOWER 1A ROOF | CHARLOT 第1A座天台



Scale 比例 Metres 米 0 2 4 6 8


FLOOR PLANS OF RESIDENTIAL PROPERTIES IN THE PHASE 期數的住宅物業的樓面平面圖

		Floor 樓層	Flat 單位	
			A1	A2
Charlot Tower 1A	Floor-to-floor height of each residential property (mm) 每個住宅物業的層與層之間的高度(毫米)	Roof 天台	Not Applicable 不適用	Not Applicable 不適用
Charlot 第1A座	The thickness of the floor slabs (excluding plaster) of each residential property (mm) 每個住宅物業的樓板的厚度(不包括灰泥)(毫米)	Roof 天台	Not Applicable 不適用	Not Applicable 不適用


The internal areas of the residential properties on the upper floors will generally be slightly larger than those on the lower floors because of the reducing thickness of the structural walls on the upper floors. (This does not apply to the residential properties in the Phase because the design of the Phase does not involve reducing thickness of structural walls of residential properties on the upper floors and hence internal areas of those residential properties will not be increased.)

因住宅物業的較高樓層的結構牆的厚度遞減，較高樓層的內部面積，一般比較低樓層的內部面積稍大。(不適用於期數內的住宅物業，因為期數的設計是不牽涉較高樓層的住宅物業的結構牆的厚度遞減。因此，該等住宅物業的內部面積不會增加。)

Notes:

- The dimensions of floor plans are all structural dimensions in millimetre.
- Please refer to Pages AL001 to AL003 of this sales brochure for remarks, legend of the terms and abbreviations shown in the floor plan.
-  Dotted line in a residential unit with open kitchen delineates the extent of open kitchen area.

備註:

- 平面圖所列之尺寸數字為毫米標示的建築結構尺寸。
- 平面圖中顯示之附註、名詞及簡稱圖例請參閱本售樓說明書第AL001至AL003頁。
-  設有開放式廚房的住宅單位內所顯示的虛線代表開放式廚房範圍。

FLOOR PLANS OF RESIDENTIAL PROPERTIES IN THE PHASE 期數的住宅物業的樓面平面圖

CHARLOT TOWER 1B GARDEN FLOOR (2/F) | CHARLOT 第1B座 花園層 (2樓)

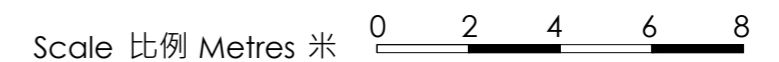


@ THREE AIR-CONDITIONERS OUTDOOR UNITS WILL BE INSTALLED WITH A TRIPLE DECK SYSTEM

@ 三部冷氣機室外機將會以三層系統型式安裝

TWO AIR-CONDITIONERS OUTDOOR UNITS WILL BE INSTALLED WITH A DOUBLE DECK SYSTEM

兩部冷氣機室外機將會以雙層系統型式安裝




FLOOR PLANS OF RESIDENTIAL PROPERTIES IN THE PHASE 期數的住宅物業的樓面平面圖

		Floor 樓層	Flat 單位								
			A1	A2	B	C	D	E	F	G	H
Charlot Tower 1B	Floor-to-floor height of each residential property (mm) 每個住宅物業的層與層之間 的高度(毫米)	Garden Floor (2/F) 花園層 (2 樓)	2850, 2900, 3050, 3090, 3150	2850, 2900, 3050, 3090, 3150	2850, 2900, 3050, 3090, 3150	2900, 3050, 3090, 3150	2900, 3050, 3090, 3150	2900, 3050, 3090, 3150	2850, 2900, 3050, 3090, 3150	2900, 3050, 3090, 3150	2900, 3050, 3090, 3150
Charlot 第 1B 座	The thickness of the floor slabs (excluding plaster) of each residential property (mm) 每個住宅物業的樓板的厚度 (不包括灰泥)(毫米)	Garden Floor (2/F) 花園層 (2 樓)	150, 175	150, 175, 200	175, 200	175, 200	175, 200	150, 175, 200	175, 200	175	150, 175, 200


The internal areas of the residential properties on the upper floors will generally be slightly larger than those on the lower floors because of the reducing thickness of the structural walls on the upper floors. (This does not apply to the residential properties in the Phase because the design of the Phase does not involve reducing thickness of structural walls of residential properties on the upper floors and hence internal areas of those residential properties will not be increased.)

因住宅物業的較高樓層的結構牆的厚度遞減，較高樓層的內部面積，一般比較低樓層的內部面積稍大。(不適用於期數內的住宅物業，因為期數的設計是不牽涉較高樓層的住宅物業的結構牆的厚度遞減。因此，該等住宅物業的內部面積不會增加。)

Notes:

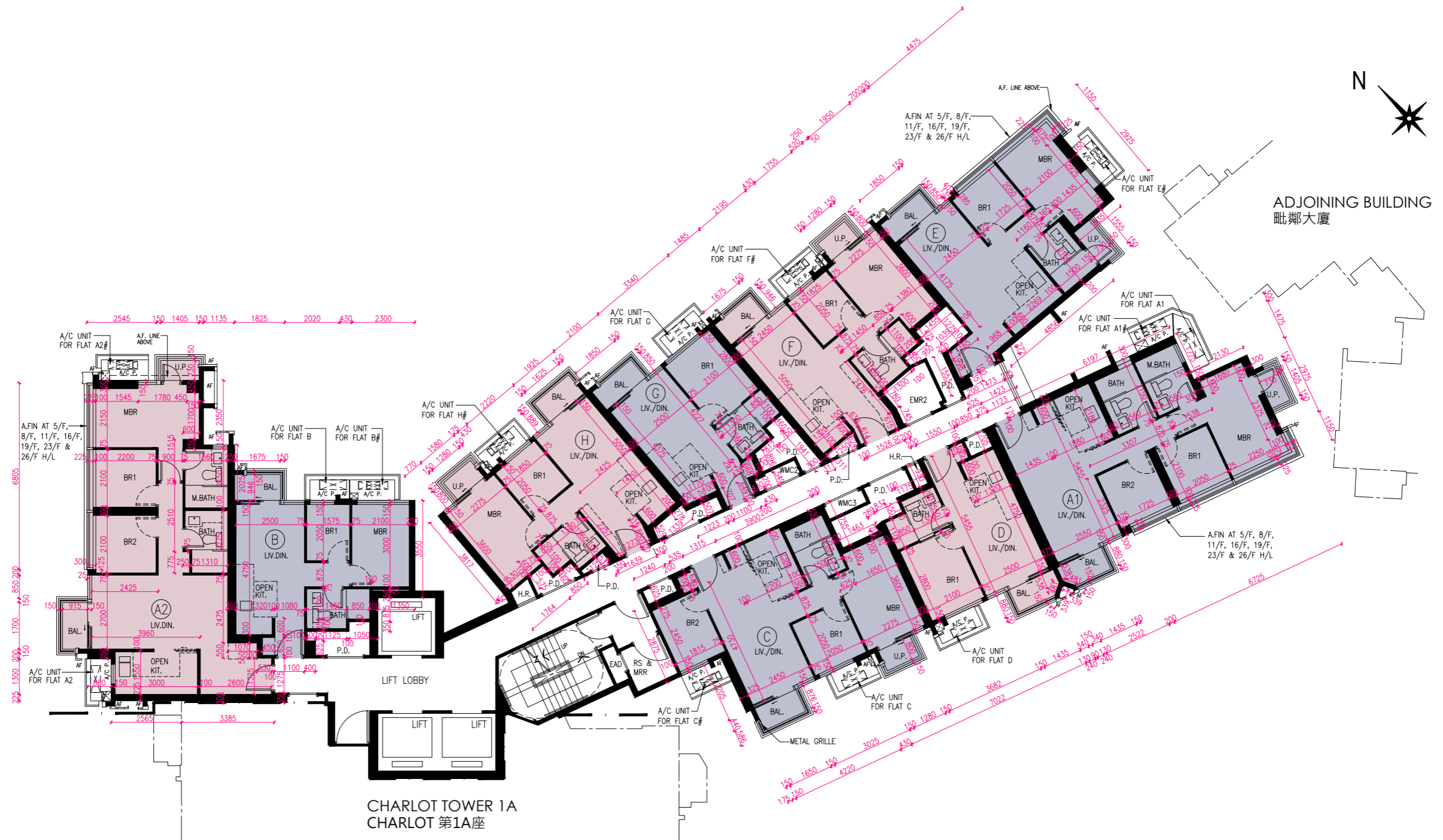
1. The dimensions of floor plans are all structural dimensions in millimetre.
2. Please refer to Pages AL001 to AL003 of this sales brochure for remarks, legend of the terms and abbreviations shown in the floor plan.
3.  Dotted line in a residential unit with open kitchen delineates the extent of open kitchen area.

備註:

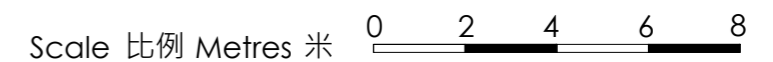
1. 平面圖所列之尺寸數字為毫米標示的建築結構尺寸。
2. 平面圖中顯示之附註、名詞及簡稱圖例請參閱本售樓說明書第AL001至AL003頁。
3.  設有開放式廚房的住宅單位內所顯示的虛線代表開放式廚房範圍。

FLOOR PLANS OF RESIDENTIAL PROPERTIES IN THE PHASE 期數的住宅物業的樓面平面圖

CHARLOT TOWER 1B 3/F, 5/F-12/F, 15/F-18/F, 20/F-23/F & 25/F-28/F | CHARLOT 第1B座 3樓、5樓至12樓、15樓至18樓、20樓至23樓及25樓至28樓



TWO AIR-CONDITIONERS OUTDOOR UNITS WILL BE INSTALLED WITH A DOUBLE DECK SYSTEM
 # 兩部冷氣機室外機將會以雙層系統型式安裝




FLOOR PLANS OF RESIDENTIAL PROPERTIES IN THE PHASE 期數的住宅物業的樓面平面圖

		Floor 樓層	Flat 單位									
			A1	A2	B	C	D	E	F	G	H	
Charlot Tower 1B Charlot 第 1B 座	Floor-to-floor height of each residential property (mm) 每個住宅物業的層與層之間 的高度(毫米)	3/F, 5/F - 12/F, 15/F - 17/F, 20/F - 23/F & 25/F - 28/F 3 樓、5 樓至 12 樓、 15 樓至 17 樓、 20 樓至 23 樓及 25 樓至 28 樓	2850, 2900, 3050, 3150	2850, 2900, 3050, 3150	2850, 2900, 3050, 3150	2900, 3050, 3150	2900, 3050, 3150	2900, 3050, 3150	2850, 2900, 3050, 3150	2900, 3050, 3150	2900, 3050, 3150	
		18/F 18 樓	3150	3150, 3225, 3320	3150	3150	3150	3150	3150	3150	3150	
	The thickness of the floor slabs (excluding plaster) of each residential property (mm) 每個住宅物業的樓板的厚度 (不包括灰泥)(毫米)	3/F, 5/F - 12/F, 15/F - 17/F, 20/F - 23/F & 25/F - 27/F 3 樓、5 樓至 12 樓、 15 樓至 17 樓、 20 樓至 23 樓及 25 樓至 27 樓	150, 175	150, 175, 200	175, 200	150, 175, 200	175, 200	150, 175, 200	175, 200	175, 200	175	175, 200
		18/F 18 樓	150, 175	150, 200, 225, 275	175, 200	150, 175, 200	175, 200	150, 175, 200	175, 200	175, 200	175	150, 175, 200
		28/F 28 樓	150, 175	150, 175, 200	175, 200	175, 200	175, 200	150, 175, 200	175, 200	175	175, 200	


The internal areas of the residential properties on the upper floors will generally be slightly larger than those on the lower floors because of the reducing thickness of the structural walls on the upper floors. (This does not apply to the residential properties in the Phase because the design of the Phase does not involve reducing thickness of structural walls of residential properties on the upper floors and hence internal areas of those residential properties will not be increased.)

因住宅物業的較高樓層的結構牆的厚度遞減，較高樓層的內部面積，一般比較低樓層的內部面積稍大。(不適用於期數內的住宅物業，因為期數的設計是不牽涉較高樓層的住宅物業的結構牆的厚度遞減。因此，該等住宅物業的內部面積不會增加。)

Notes:

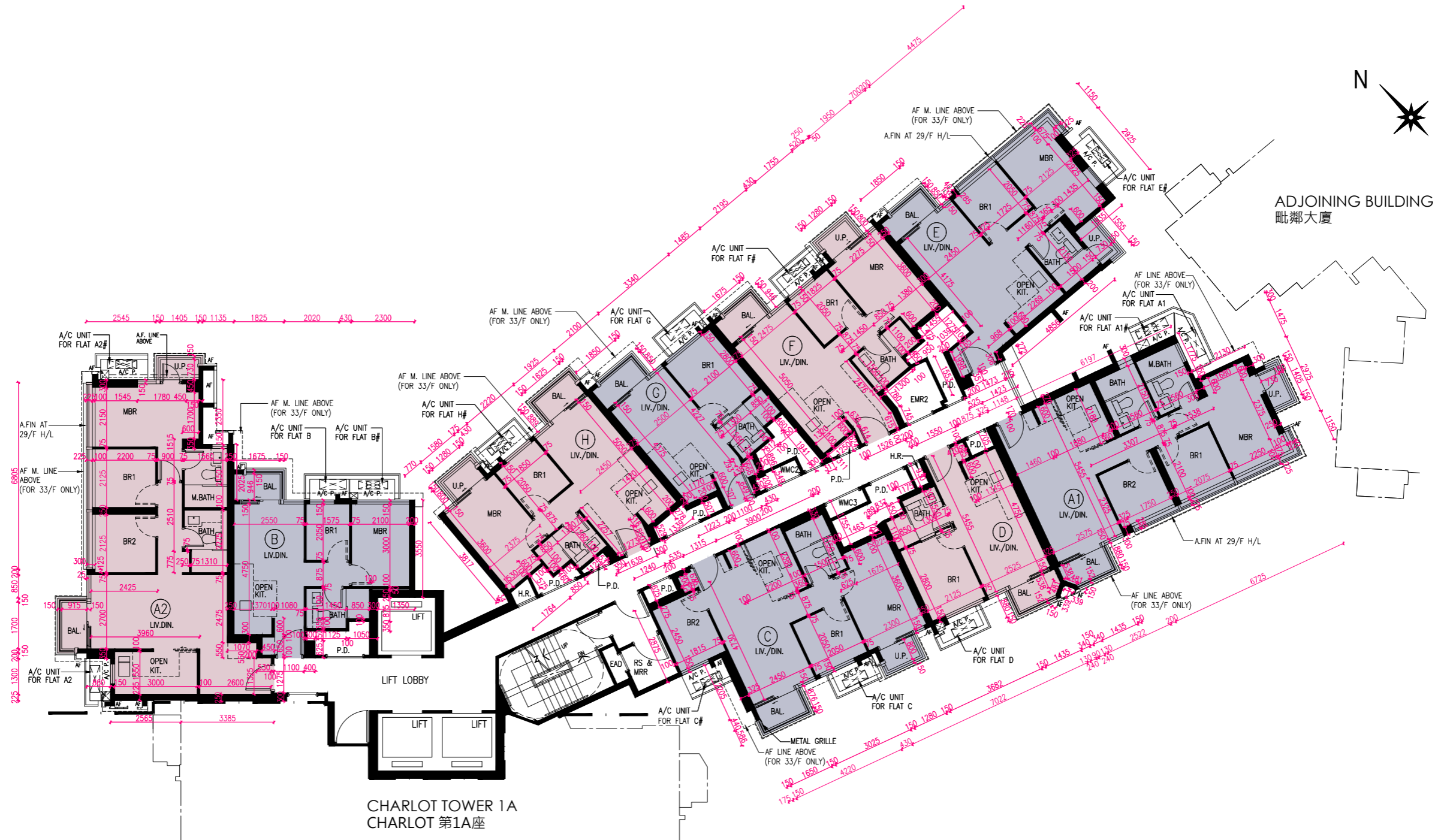
- The dimensions of floor plans are all structural dimensions in millimetre.
- Please refer to Pages AL001 to AL003 of this sales brochure for remarks, legend of the terms and abbreviations shown in the floor plan.
-  Dotted line in a residential unit with open kitchen delineates the extent of open kitchen area.

備註:

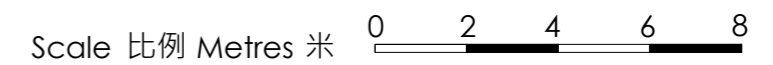
- 平面圖所列之尺寸數字為毫米標示的建築結構尺寸。
- 平面圖中顯示之附註、名詞及簡稱圖例請參閱本售樓說明書第AL001至AL003頁。
-  設有開放式廚房的住宅單位內所顯示的虛線代表開放式廚房範圍。

FLOOR PLANS OF RESIDENTIAL PROPERTIES IN THE PHASE 期數的住宅物業的樓面平面圖

CHARLOT TOWER 1B 29/F-33/F | CHARLOT 第1B座 29樓至33樓



TWO AIR-CONDITIONERS OUTDOOR UNITS WILL BE INSTALLED WITH A DOUBLE DECK SYSTEM
 # 兩部冷氣機室外機將會以雙層系統型式安裝




FLOOR PLANS OF RESIDENTIAL PROPERTIES IN THE PHASE 期數的住宅物業的樓面平面圖

		Floor 樓層	Flat 單位								
			A1	A2	B	C	D	E	F	G	H
Charlot Tower 1B Charlot 第 1B 座	Floor-to-floor height of each residential property (mm) 每個住宅物業的層與層之間 的高度(毫米)	29/F – 32/F 29 樓至 32 樓	2850, 2900, 3050, 3150	2850, 2900, 3050, 3150	2850, 2900, 3050, 3150	2900, 3050, 3150	2900, 3050, 3150	2900, 3050, 3150	2850, 2900, 3050, 3150	2900, 3050, 3150	2900, 3050, 3150
		33/F 33 樓	3175, 3200, 3250, 3345, 3395, 3400, 3500	3175, 3345, 3500, 3670	3150, 3200, 3250, 3345, 3500	3150, 3175, 3200, 3250, 3345, 3395, 3500	3150, 3395, 3400, 3500	3175, 3200, 3250, 3345, 3400, 3500	3175, 3200, 3345, 3500	3150, 3175, 3345, 3500	3175, 3200, 3345, 3400, 3500
	The thickness of the floor slabs (excluding plaster) of each residential property (mm) 每個住宅物業的樓板的厚度 (不包括灰泥)(毫米)	29/F – 32/F 29 樓至 32 樓	150, 175	150, 175, 200	175, 200	175, 200	175, 200	150, 175, 200	175, 200	175	175, 200
		33/F 33 樓	150, 175	150, 200	150	150, 200, 400, 450, 550	150, 200, 550	150, 200	150, 200	150, 200	150, 500


The internal areas of the residential properties on the upper floors will generally be slightly larger than those on the lower floors because of the reducing thickness of the structural walls on the upper floors. (This does not apply to the residential properties in the Phase because the design of the Phase does not involve reducing thickness of structural walls of residential properties on the upper floors and hence internal areas of those residential properties will not be increased.)

因住宅物業的較高樓層的結構牆的厚度遞減，較高樓層的內部面積，一般比較低樓層的內部面積稍大。(不適用於期數內的住宅物業，因為期數的設計是不牽涉較高樓層的住宅物業的結構牆的厚度遞減。因此，該等住宅物業的內部面積不會增加。)

Notes:

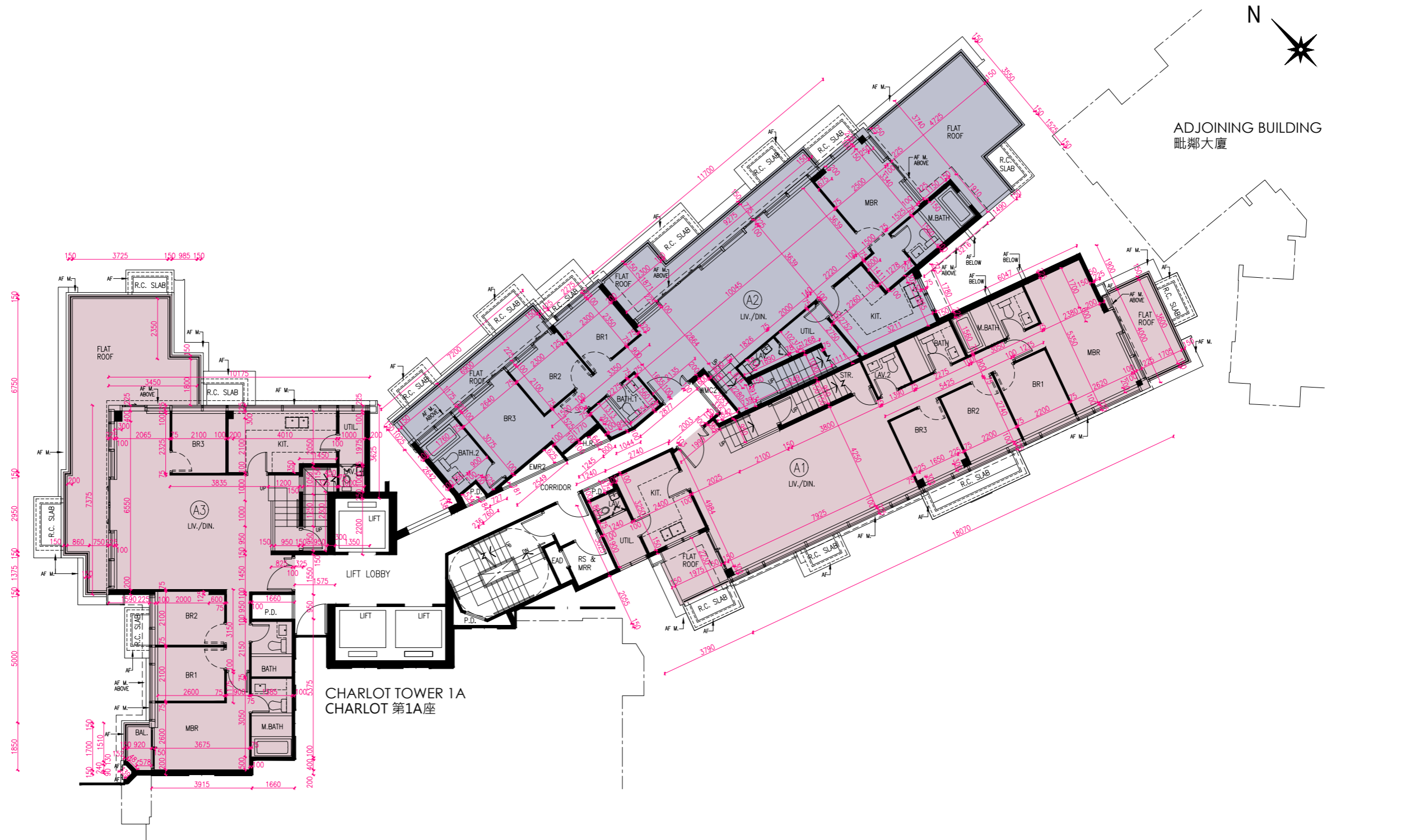
- The dimensions of floor plans are all structural dimensions in millimetre.
- Please refer to Pages AL001 to AL003 of this sales brochure for remarks, legend of the terms and abbreviations shown in the floor plan.
-  Dotted line in a residential unit with open kitchen delineates the extent of open kitchen area.

備註:

- 平面圖所列之尺寸數字為毫米標示的建築結構尺寸。
- 平面圖中顯示之附註、名詞及簡稱圖例請參閱本售樓說明書第AL001至AL003頁。
-  設有開放式廚房的住宅單位內所顯示的虛線代表開放式廚房範圍。

FLOOR PLANS OF RESIDENTIAL PROPERTIES IN THE PHASE 期數的住宅物業的樓面平面圖

CHARLOT TOWER 1B PENTHOUSE (35/F) | CHARLOT 第1B座 頂層(35樓)



Scale 比例 Metres 米 0 2 4 6 8


FLOOR PLANS OF RESIDENTIAL PROPERTIES IN THE PHASE 期數的住宅物業的樓面平面圖

		Floor 樓層	Flat 單位		
			A1	A2	A3
Charlot Tower 1B	Floor-to-floor height of each residential property (mm) 每個住宅物業的層與層之間的高度(毫米)	Penthouse Floor (35/F) 頂層 (35 樓)	3850	3850	3850, 4000, 4075
Charlot 第 1B 座	The thickness of the floor slabs (excluding plaster) of each residential property (mm) 每個住宅物業的樓板的厚度(不包括灰泥)(毫米)	Penthouse Floor (35/F) 頂層 (35 樓)	150, 200, 225	175, 200, 225	150, 200, 250


The internal areas of the residential properties on the upper floors will generally be slightly larger than those on the lower floors because of the reducing thickness of the structural walls on the upper floors. (This does not apply to the residential properties in the Phase because the design of the Phase does not involve reducing thickness of structural walls of residential properties on the upper floors and hence internal areas of those residential properties will not be increased.)

因住宅物業的較高樓層的結構牆的厚度遞減，較高樓層的內部面積，一般比較低樓層的內部面積稍大。(不適用於期數內的住宅物業，因為期數的設計是不牽涉較高樓層的住宅物業的結構牆的厚度遞減。因此，該等住宅物業的內部面積不會增加。)

Notes:

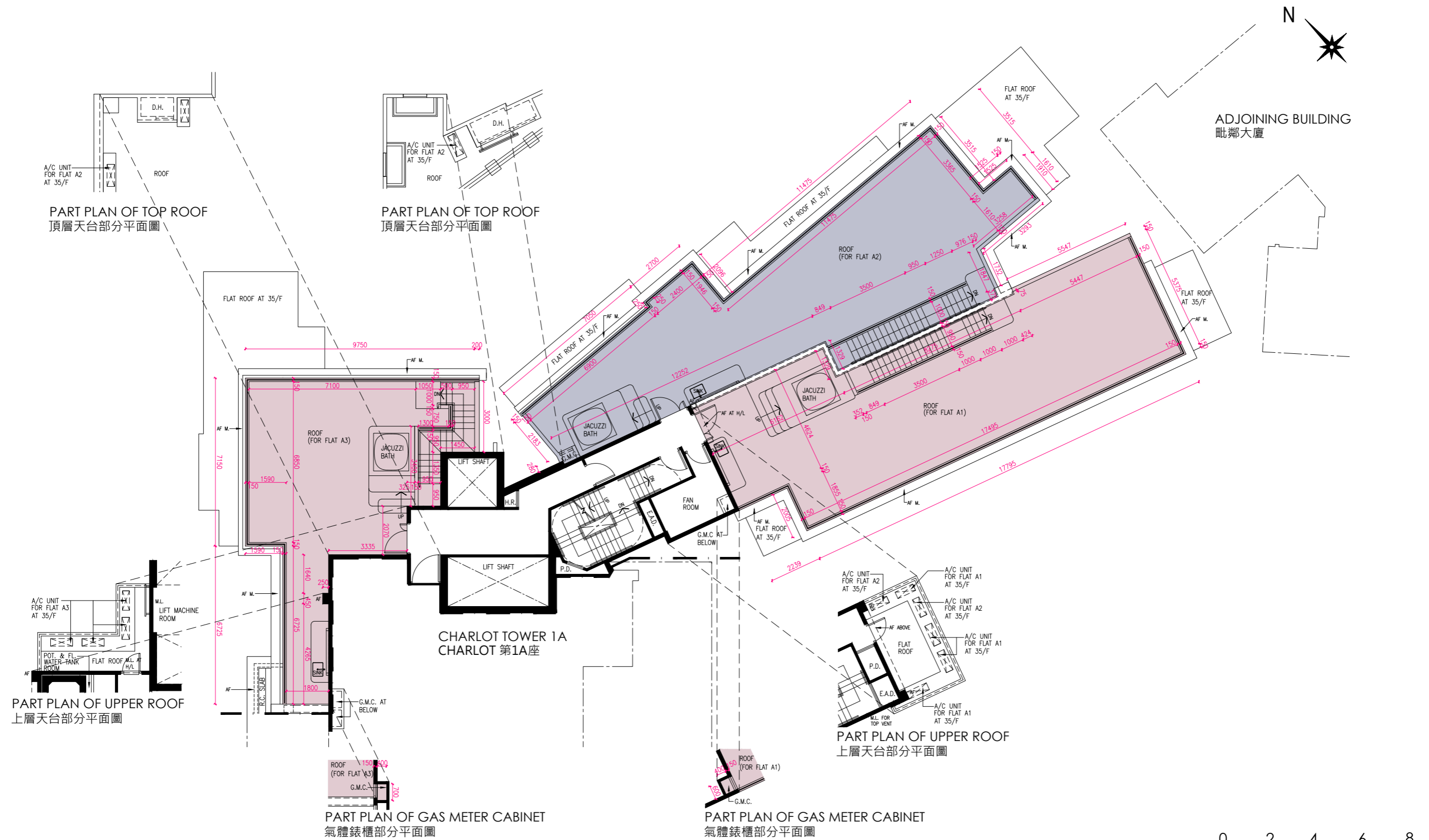
- The dimensions of floor plans are all structural dimensions in millimetre.
- Please refer to Pages AL001 to AL003 of this sales brochure for remarks, legend of the terms and abbreviations shown in the floor plan.
-  Dotted line in a residential unit with open kitchen delineates the extent of open kitchen area.

備註:

- 平面圖所列之尺寸數字為毫米標示的建築結構尺寸。
- 平面圖中顯示之附註、名詞及簡稱圖例請參閱本售樓說明書第AL001至AL003頁。
-  設有開放式廚房的住宅單位內所顯示的虛線代表開放式廚房範圍。

FLOOR PLANS OF RESIDENTIAL PROPERTIES IN THE PHASE 期數的住宅物業的樓面平面圖

CHARLOT TOWER 1B ROOF | CHARLOT 第1B座天台




FLOOR PLANS OF RESIDENTIAL PROPERTIES IN THE PHASE 期數的住宅物業的樓面平面圖

		Floor 樓層	Flat 單位		
			A1	A2	A3
Charlot Tower 1B	Floor-to-floor height of each residential property (mm) 每個住宅物業的層與層之間的高度(毫米)	Roof 天台	Not Applicable 不適用	Not Applicable 不適用	Not Applicable 不適用
Charlot 第1B座	The thickness of the floor slabs (excluding plaster) of each residential property (mm) 每個住宅物業的樓板的厚度(不包括灰泥)(毫米)	Roof 天台	Not Applicable 不適用	Not Applicable 不適用	Not Applicable 不適用


The internal areas of the residential properties on the upper floors will generally be slightly larger than those on the lower floors because of the reducing thickness of the structural walls on the upper floors. (This does not apply to the residential properties in the Phase because the design of the Phase does not involve reducing thickness of structural walls of residential properties on the upper floors and hence internal areas of those residential properties will not be increased.)

因住宅物業的較高樓層的結構牆的厚度遞減，較高樓層的內部面積，一般比較低樓層的內部面積稍大。(不適用於期數內的住宅物業，因為期數的設計是不牽涉較高樓層的住宅物業的結構牆的厚度遞減。因此，該等住宅物業的內部面積不會增加。)

Notes:

- The dimensions of floor plans are all structural dimensions in millimetre.
- Please refer to Pages AL001 to AL003 of this sales brochure for remarks, legend of the terms and abbreviations shown in the floor plan.
-  Dotted line in a residential unit with open kitchen delineates the extent of open kitchen area.

備註:

- 平面圖所列之尺寸數字為毫米標示的建築結構尺寸。
- 平面圖中顯示之附註、名詞及簡稱圖例請參閱本售樓說明書第AL001至AL003頁。
-  設有開放式廚房的住宅單位內所顯示的虛線代表開放式廚房範圍。