

FLOOR PLANS OF RESIDENTIAL PROPERTIES IN THE PHASE 期數的住宅物業的樓面平面圖

LEGEND OF THE TERMS AND ABBREVIATIONS USED ON FLOOR PLANS

樓面平面圖中所使用之名詞及簡稱之圖例

A/C HOOD AT H/L	= AIR-CONDITIONER HOOD AT HIGH LEVEL	位於高位的冷氣機台
A/C PLANT ROOM	= AIR-CONDITIONER PLANT ROOM	冷氣機機房
ACCESS DOOR & CL AT 32/F ONLY	= ACCESS DOOR AND CAT LADDER AT 32/F ONLY	供維修使用的檢修門及豎梯只於32樓
ACCESS DOOR & CL FOR MAINTENANCE	= ACCESS DOOR AND CAT LADDER FOR MAINTENANCE	供維修使用的檢修門及豎梯
ACCESS DOOR FOR MAINTENANCE	= ACCESS DOOR FOR MAINTENANCE	供維修使用的檢修門
ACP	= AIR-CONDITIONER PLATFORM	冷氣機平台
AD	= AIR DUCT	風槽
AF	= ARCHITECTURAL FEATURE	建築裝飾
AF ABOVE	= ARCHITECTURAL FEATURE ABOVE	建築裝飾置上
AF AT 30/F	= ARCHITECTURAL FEATURE AT 30/F	位於30樓建築裝飾
AF AT 30/F ONLY	= ARCHITECTURAL FEATURE AT 30/F ONLY	建築裝飾只於30樓
AF BELOW	= ARCHITECTURAL FEATURE BELOW	建築裝飾置下
ARCHITECTURAL FEATURE AT X/F ONLY	= ARCHITECTURAL FEATURE AT X/F ONLY	建築裝飾只於X樓
AUTO-CLOSING DOOR	= AUTO-CLOSING DOOR	自動關閉式門
AP#	= ACCESS PANEL	檢修門
AP AT X/F ONLY	= ACCESS PANEL AT X/F ONLY	檢修門只於X樓
AW	= ACOUSTIC WINDOW (BAFFLE TYPE)	減音窗(擋音式)
BA1	= BATHROOM 1	浴室1
BA2	= BATHROOM 2	浴室2
BAL	= BALCONY	露台
BR1	= BEDROOM 1	睡房1
BR2	= BEDROOM 2	睡房2
BR3	= BEDROOM 3	睡房3
BUILDING LINE ABOVE (X/F)	= BUILDING LINE ABOVE AT X/F	位於X樓建築物線置上
CD	= CABLE DUCT	電線槽
CL	= CAT LADDER	豎梯
CLADDING	= CLADDING	覆蓋層板
COMMON FLAT ROOF	= COMMON FLAT ROOF	公用平台
COMMON ROOF	= COMMON ROOF	公用天台
CONCRETE PLINTH	= CONCRETE PLINTH	混凝土平台
CORR	= CORRIDOR	走廊
D	= DOWN	下
DOG HOUSE	= DOG HOUSE	室外管道檢修井
EAD	= EXHAUST AIR DUCT	排氣槽
EAD/ARD	= EXHAUST AIR DUCT OR AIR RETURN DUCT	排氣槽或回風槽
ELV	= EXTRA LOW VOLTAGE DUCT	特低電壓槽
EMC	= ELECTRIC METER CABINET	電錶櫃
EMR	= ELECTRIC METER ROOM	電錶房
EXHAUST DUCT AT BELOW FOR PIPE WELL VENTILATION	= EXHAUST DUCT AT BELOW FOR PIPE WELL VENTILATION	供通風使用的排氣槽置下
F. LIFT LOBBY	= FIREMAN'S LIFT LOBBY	消防升降機大堂
FAN RM	= FAN ROOM	風櫃房
FENCE WALL	= FENCE WALL	圍牆
FH	= FIRE HYDRANT	消防龍頭
FILTRATION PLANT BELOW DECK	= FILTRATION PLANT BELOW DECK	濾水設施置於甲板下
FIXED WINDOW AT H/L (FOR A/C)	= FIXED WINDOW AT HIGH LEVEL (FOR AIR-CONDITIONER)	位於高位的固定窗戶(供冷氣機使用的)
FS PUMP ROOM (TX)	= FIRE SERVICE PUMP ROOM (TOWER X)	消防泵房(第X座)

FLOOR PLANS OF RESIDENTIAL PROPERTIES IN THE PHASE

期數的住宅物業的樓面平面圖

FS WATER TANK (TX)	= FIRE SERVICE WATER TANK (TOWER X)	消防水缸 (第X座)
GAS VALVE CABINET	= GAS VALVE CABINET	煤氣閘櫃
GLASS BALUSTRADE	= GLASS BALUSTRADE	玻璃欄杆
GLASS PARAPET	= GLASS PARAPET	玻璃欄杆圍牆
HR	= HOSE REEL	消防喉轆
HR AT H/L	= HOSE REEL AT HIGH LEVEL	位於高位的消防喉轆
INACCESSIBLE FLAT ROOF	= INACCESSIBLE FLAT ROOF	不可到達的平台
JACUZZI	= JACUZZI	按摩浴池
KIT	= KITCHEN	廚房
LAV	= LAVATORY	洗手間
LIFT	= LIFT	升降機
LIFT LOBBY	= LIFT LOBBY	升降機大堂
LIFT OVERRUN	= LIFT OVERRUN	升降機緩衝
LIFT SHAFT	= LIFT SHAFT	升降機槽
LIV/DIN	= LIVING ROOM AND DINING ROOM	客廳及飯廳
LMR	= LIFT MACHINE ROOM	升降機機房
LOUVRE	= LOUVRE	百葉
LOUVRE AT LMR LEVEL	= LOUVRE AT LIFT MACHINE ROOM LEVEL	位於升降機機房層百葉
LOUVRE AT E&M/F	= LOUVRE AT E&M/FLOOR	位於機電層百葉
LOUVRE AT X/F	= LOUVRE AT X/F	位於X樓百葉
LOUVRE & WIND GUARD	= LOUVRE & WIND GUARD	百葉擋風板
LOUVRE & WIND GUARD AT E&M/F	= LOUVRE & WIND GUARD AT E&M/FLOOR	位於機電層百葉擋風板
LOUVRE & WIND GUARD AT LMR LEVEL	= LOUVRE & WIND GUARD AT LIFT MACHINE ROOM LEVEL	位於升降機機房層百葉擋風板
LOUVRE FOR RSMRR AT LMR LEVEL	= LOUVRE FOR REFUSE STORAGE AND MATERIAL RECOVERY ROOM AT LIFT MACHINE ROOM LEVEL	位於升降機機房層垃圾及物料回收房百葉
LW	= LIGHT WELL	採光井
MAINTENANCE FLAT ROOF	= MAINTENANCE FLAT ROOF	供維修使用平台
METAL GRILLE	= METAL GRILLE	金屬格柵
METAL LOUVRE WITH WIND GUARD AT X/F ONLY	= METAL LOUVRE WITH WIND GUARD AT X/F ONLY	金屬百葉擋風板只於X樓
MBA	= MASTER BATHROOM	主人浴室
MBR	= MASTER BEDROOM	主人睡房
ML AT H/L	= METAL LOUVRE AT HIGH LEVEL	位於高位的金屬百葉
OKIT	= OPEN KITCHEN	開放式廚房
PD	= PIPE DUCT	管道槽
PLANTER	= PLANTER	花槽
POOL DECK	= POOL DECK	游泳池甲板
POTABLE & FLUSHING PUMP ROOM	= POTABLE AND FLUSHING PUMP ROOM	食水和沖廁水泵房
POWDER	= POWDER ROOM	化妝間
PRIVATE FLAT ROOF	= PRIVATE FLAT ROOF	私人平台
PRIVATE LIFT	= PRIVATE LIFT	私人升降機
PRIVATE LIFT LOBBY	= PRIVATE LIFT LOBBY	私人升降機大堂
PRIVATE POOL	= PRIVATE POOL	私人游泳池
PRIVATE ROOF	= PRIVATE ROOF	私人天台
PIPE WELL / PW	= PIPE WELL	管道豎井
RC CURB	= REINFORCED CONCRETE CURB	混凝土壘
RC PARAPET	= REINFORCED CONCRETE PARAPET	混凝土護牆
RC PARAPET WALL	= REINFORCED CONCRETE PARAPET WALL	混凝土護牆
RC PLINTH	= REINFORCED CONCRETE PLINTH	混凝土機台
RSMRR	= REFUSE STORAGE AND MATERIAL RECOVERY ROOM	垃圾及物料回收房
RSMRR LOUVRE AT 31/F	= REFUSE STORAGE AND MATERIAL RECOVERY ROOM LOUVRE AT 31/F	位於31樓垃圾及物料回收房百葉

FLOOR PLANS OF RESIDENTIAL PROPERTIES IN THE PHASE 期數的住宅物業的樓面平面圖

SINK
 SOLID BALUSTRADE
 STO
 STUDY
 TOP OF AF
 TOP OF BAL
 TOWER X BUILDING FACADE LINE
 TOWER 3 BUILDING LINE ABOVE (30/F)
 U
 UP
 UTL
 VOID
 WIND GUARD
 WINDOW EAVES
 WMC
 !-----!
 *
 #
 ~
 @

= SINK
 = SOLID BALUSTRADE
 = STORE ROOM
 = STUDY ROOM
 = TOP OF ARCHITECTURAL FEATURE
 = TOP OF BALCONY
 = TOWER X BUILDING FACADE LINE
 = TOWER 3 BUILDING LINE ABOVE (30/F)
 = UP
 = UTILITY PLATFORM
 = UTILITY ROOM
 = VOID
 = WIND GUARD
 = WINDOW EAVES
 = WATER METER CABINET
 = ACOUSTIC WINDOW (BAFFLE TYPE)
 = BALCONY WITH AUTO-CLOSING DOOR / FIXED GLAZING WITH OR
 WITHOUT MAINTENANCE WINDOW
 = BAFFLE TYPE ACOUSTIC DOOR
 = TYPE A ACOUSTIC BALCONY
 = TYPE B ACOUSTIC BALCONY

洗手盆
 密封欄杆
 儲物房
 書房
 建築裝飾上蓋
 露台上蓋
 第X座建築物界線
 第3座建築物線置上(30樓)
 上
 工作平台
 工作間
 中空
 擋風板
 窗簷
 水錶櫃
 減音窗(擋音式)
 露台連自動關閉式門/固定窗戶連或
 不連維修窗
 擋音式減音門
 減音露台A
 減音露台B

FLOOR PLANS OF RESIDENTIAL PROPERTIES IN THE PHASE

期數的住宅物業的樓面平面圖

Notes:

1. There may be architectural features on external walls of some floors.
2. Common pipes exposed and / or enclosed in cladding are located at / adjacent to balcony and / or flat roof and / or roof and / or utility platform and / or area for air-conditioning and / or external wall of some residential units.
3. There are sunken slabs and/or ceiling bulkheads and/or false ceiling at living rooms, dining rooms, bedrooms, utility rooms, corridors, bathrooms, store rooms, lavatories, open kitchens and kitchens of some residential units for the air-conditioning system and/or mechanical and electrical services. There are exposed pipes or ductings for air-conditioning system and/or mechanical and electrical services within some utility rooms.
4. Balconies and utility platforms are non-enclosed areas.
5. Symbols of fittings and fitments shown on the floor plans, such as bathtubs, sink, water closets, shower, sink counter etc, are architectural symbols extracted from the latest approved general building plans and are for general indication only.

備註:

1. 部分樓層外牆設有建築裝飾。
2. 部分住宅單位的露台及/或平台及/或天台及/或工作平台及/或冷氣機範圍及/或外牆或其鄰近地方設有外露及/或藏於外牆覆蓋層內之公用喉管。
3. 部分住宅單位的客廳、飯廳、睡房、工作間、走廊、浴室、儲物房、洗手間、開放式廚房以及廚房設有跌級樓板及/或假陣及/或假天花，用以裝置冷氣系統及/或機電設備。部分工作間內設有冷氣系統及/或機電設備之外露喉管或管道槽。
4. 露台及工作平台為不可封閉的地方。
5. 樓面平面圖上所顯示的形象裝置符號，例如浴缸、洗滌盆、坐廁、淋浴間、洗滌盆櫃等乃摘自最新的經批准的建築圖則的建築圖示，只作一般性標誌。

FLOOR PLANS OF RESIDENTIAL PROPERTIES IN THE PHASE

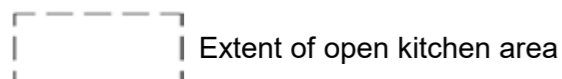
期數的住宅物業的樓面平面圖

Block Name 大廈名稱	Floor 樓層	Flat 單位	The floor-to-floor height of each residential property (mm) 每個住宅物業的層與層之間的高度(毫米)	The thickness of the floor slabs (excluding plaster) of each residential property (mm) 每個住宅物業的樓板(不包括灰泥)的厚度(毫米)
Tower 3 (Elite Zone) 第3座 (Elite Zone)	5/F 5樓	A1	2850, 2950, 3200	150, 200
		A2	2850, 2950, 3200	150, 175, 200
		A3	2850, 2950, 3200	150, 175, 200
		A5	2850, 2900, 2950, 3200	150, 175, 200
		B1	2850, 2950, 3200	150, 200
		B2	2850, 2950, 3200	175, 200
		B3	2850, 2950, 3200	175, 200
		B5	2850, 2950, 3200	175, 200
		B6	2850, 2950, 3200	150, 200

The internal areas of the residential properties on the upper floors will generally be slightly larger than those on the lower floors because of the reducing thickness of the structural walls on the upper floors. (This does not apply to the residential properties in the Phase because the design of the Phase does not involve reducing thickness of structural walls of residential properties on the upper floors.)
因住宅物業的較高樓層的結構牆的厚度遞減，較高樓層的內部面積，一般比較低樓層的內部面積稍大。(不適用於期數內的住宅物業，因期數的設計並不牽涉住宅物業的較高樓層的結構牆的厚度遞減。)

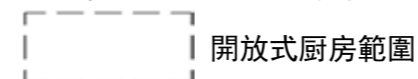
Notes:

- The dimensions of the floor plan are all structural dimensions in millimetres.
- Please refer to Pages AL001-004 of this sales brochure for the legend of the terms and abbreviations shown on the floor plans and notes that are applicable thereto.
- Dotted line in the format shown below delineates the extent of open kitchen area (if any) in a residential unit.



備註:

- 樓面平面圖所列之尺寸為以毫米標示之建築結構尺寸。
- 樓面平面圖中顯示之名詞及簡稱之圖例及其適用的備註，請參閱本售樓說明書第AL001至004頁。
- 住宅單位內的開放式廚房範圍(如有)以下列格式之虛線勾畫。



FLOOR PLANS OF RESIDENTIAL PROPERTIES IN THE PHASE

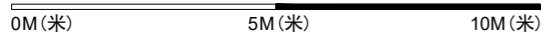
期數的住宅物業的樓面平面圖

Tower 3 (Elite Zone) 5/F

第3座 (Elite Zone) 5樓



Scale 比例



FLOOR PLANS OF RESIDENTIAL PROPERTIES IN THE PHASE


期數的住宅物業的樓面平面圖

Block Name 大廈名稱	Floor 樓層	Flat 單位	The floor-to-floor height of each residential property (mm) 每個住宅物業的層與層之間的高度(毫米)	The thickness of the floor slabs (excluding plaster) of each residential property (mm) 每個住宅物業的樓板(不包括灰泥)的厚度(毫米)
Tower 3 (Elite Zone) 第3座 (Elite Zone)	6/F-12/F, 15/F-23/F & 25/F-27/F 6樓至12樓、15樓至23樓 及25樓至27樓	A1	2850, 2950, 3200	150, 200
		A2	2850, 2950, 3200	150, 175, 200
		A3	2850, 2950, 3200	150, 175, 200
		A5	2850, 2900, 2950, 3200	175, 200
		B1	2850, 2950, 3200	150, 200
		B2	2850, 2950, 3200	175, 200
		B3	2850, 2950, 3200	175, 200
		B5	2850, 2950, 3200	175, 200
		B6	2850, 2950, 3200	150, 200

The internal areas of the residential properties on the upper floors will generally be slightly larger than those on the lower floors because of the reducing thickness of the structural walls on the upper floors. (This does not apply to the residential properties in the Phase because the design of the Phase does not involve reducing thickness of structural walls of residential properties on the upper floors.)
因住宅物業的較高樓層的結構牆的厚度遞減，較高樓層的內部面積，一般比較低樓層的內部面積稍大。(不適用於期數內的住宅物業，因期數的設計並不牽涉住宅物業的較高樓層的結構牆的厚度遞減。)


Notes:

- The dimensions of the floor plan are all structural dimensions in millimetres.
- Please refer to Pages AL001-004 of this sales brochure for the legend of the terms and abbreviations shown on the floor plans and notes that are applicable thereto.
- Dotted line in the format shown below delineates the extent of open kitchen area (if any) in a residential unit.

 Extent of open kitchen area

備註:

- 樓面平面圖所列之尺寸為以毫米標示之建築結構尺寸。
- 樓面平面圖中顯示之名詞及簡稱之圖例及其適用的備註，請參閱本售樓說明書第AL001至004頁。
- 住宅單位內的開放式廚房範圍（如有）以下列格式之虛線勾畫。

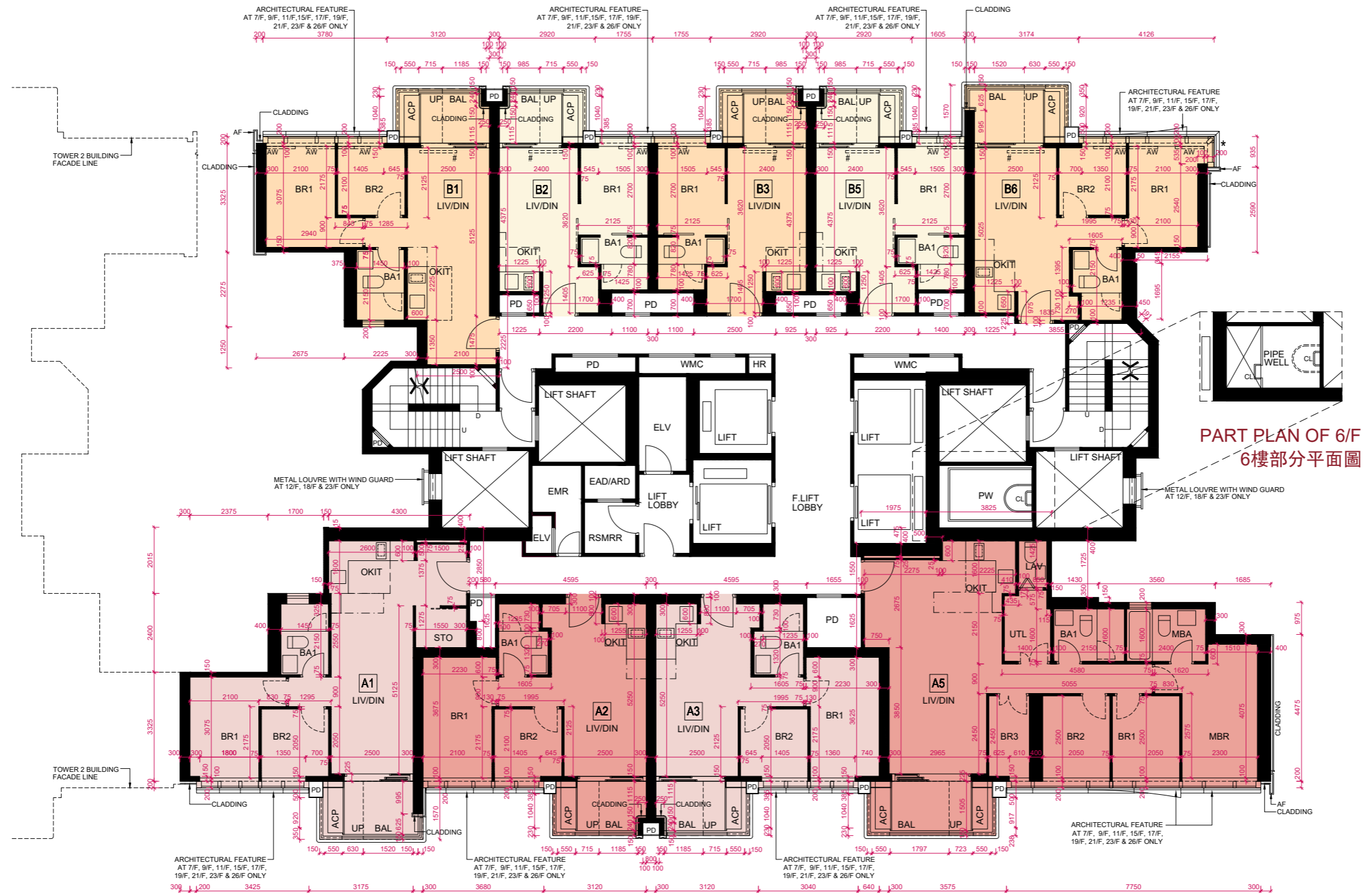
 開放式廚房範圍

FLOOR PLANS OF RESIDENTIAL PROPERTIES IN THE PHASE

期數的住宅物業的樓面平面圖

Tower 3 (Elite Zone) 6/F-12/F, 15/F-23/F & 25/F-27/F

第3座 (Elite Zone) 6樓至12樓, 15樓至23樓及25樓至27樓



PART PLAN OF 6/F
6樓部分平面圖



Scale 比例
0M(米) 5M(米) 10M(米)

FLOOR PLANS OF RESIDENTIAL PROPERTIES IN THE PHASE

期數的住宅物業的樓面平面圖


Block Name 大廈名稱	Floor 樓層	Flat 單位	The floor-to-floor height of each residential property (mm) 每個住宅物業的層與層之間的高度(毫米)	The thickness of the floor slabs (excluding plaster) of each residential property (mm) 每個住宅物業的樓板(不包括灰泥)的厚度(毫米)
Tower 3 (Elite Zone) 第3座 (Elite Zone)	28/F 28樓	A1	3500	200
		A2	3500	200
		A3	3500	200
		A5	3500	200
		B1	3500	200
		B2	3500	200
		B3	3500	200
		B5	3500	200
		B6	3500	200

The internal areas of the residential properties on the upper floors will generally be slightly larger than those on the lower floors because of the reducing thickness of the structural walls on the upper floors. (This does not apply to the residential properties in the Phase because the design of the Phase does not involve reducing thickness of structural walls of residential properties on the upper floors.)

因住宅物業的較高樓層的結構牆的厚度遞減，較高樓層的內部面積，一般比較低樓層的內部面積稍大。(不適用於期數內的住宅物業，因期數的設計並不牽涉住宅物業的較高樓層的結構牆的厚度遞減。)


Notes:

- The dimensions of the floor plan are all structural dimensions in millimetres.
- Please refer to Pages AL001-004 of this sales brochure for the legend of the terms and abbreviations shown on the floor plans and notes that are applicable thereto.
- Dotted line in the format shown below delineates the extent of open kitchen area (if any) in a residential unit.

 Extent of open kitchen area

備註:

- 樓面平面圖所列之尺寸為以毫米標示之建築結構尺寸。
- 樓面平面圖中顯示之名詞及簡稱之圖例及其適用的備註，請參閱本售樓說明書第AL001至004頁。
- 住宅單位內的開放式廚房範圍（如有）以下列格式之虛線勾畫。

 開放式廚房範圍

FLOOR PLANS OF RESIDENTIAL PROPERTIES IN THE PHASE

期數的住宅物業的樓面平面圖

Tower 3 (Elite Zone) 28/F

第3座 (Elite Zone) 28樓



Scale 比例

0M (米) 5M (米) 10M (米)

FLOOR PLANS OF RESIDENTIAL PROPERTIES IN THE PHASE

期數的住宅物業的樓面平面圖


Block Name 大廈名稱	Floor 樓層	Flat 單位	The floor-to-floor height of each residential property (mm) 每個住宅物業的層與層之間的高度(毫米)	The thickness of the floor slabs (excluding plaster) of each residential property (mm) 每個住宅物業的樓板(不包括灰泥)的厚度(毫米)
Tower 5 (Elite Zone) 第5座 (Elite Zone)	5/F 5樓	A1	2850, 2950, 3200	150, 200, 225
		A2	2850, 2950, 3200	175, 200
		A3	2850, 2950, 3200	175, 200
		A5	2850, 2950, 3200	175, 200
		A6	2850, 2950, 3200	175, 200
		A8	2850, 2950, 3200	150, 200
		B1	2850, 2950, 3200	150, 200
		B2	2850, 2950, 3200	175, 200, 225
		B3	2850, 2950, 3200	175, 200
		B5	2950, 3200	150, 200
		B6	2850, 2950, 3200	150, 200
		B8	2850, 2950, 3200	150, 200

The internal areas of the residential properties on the upper floors will generally be slightly larger than those on the lower floors because of the reducing thickness of the structural walls on the upper floors. (This does not apply to the residential properties in the Phase because the design of the Phase does not involve reducing thickness of structural walls of residential properties on the upper floors.)

因住宅物業的較高樓層的結構牆的厚度遞減，較高樓層的內部面積，一般比較低樓層的內部面積稍大。(不適用於期數內的住宅物業，因期數的設計並不牽涉住宅物業的較高樓層的結構牆的厚度遞減。)


Notes:

- The dimensions of the floor plan are all structural dimensions in millimetres.
- Please refer to Pages AL001-004 of this sales brochure for the legend of the terms and abbreviations shown on the floor plans and notes that are applicable thereto.
- Dotted line in the format shown below delineates the extent of open kitchen area (if any) in a residential unit.

 Extent of open kitchen area

備註:

- 樓面平面圖所列之尺寸為以毫米標示之建築結構尺寸。
- 樓面平面圖中顯示之名詞及簡稱之圖例及其適用的備註，請參閱本售樓說明書第AL001至004頁。
- 住宅單位內的開放式廚房範圍(如有)以下列格式之虛線勾畫。

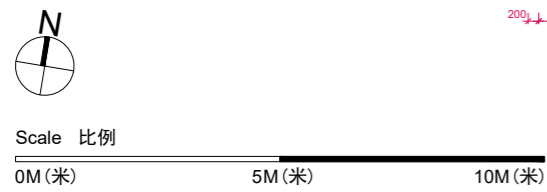
 開放式廚房範圍

FLOOR PLANS OF RESIDENTIAL PROPERTIES IN THE PHASE

期數的住宅物業的樓面平面圖

Tower 5 (Elite Zone) 5/F

第5座 (Elite Zone) 5樓



FLOOR PLANS OF RESIDENTIAL PROPERTIES IN THE PHASE

期數的住宅物業的樓面平面圖


Block Name 大廈名稱	Floor 樓層	Flat 單位	The floor-to-floor height of each residential property (mm) 每個住宅物業的層與層之間的高度(毫米)	The thickness of the floor slabs (excluding plaster) of each residential property (mm) 每個住宅物業的樓板(不包括灰泥)的厚度(毫米)
Tower 5 (Elite Zone) 第5座 (Elite Zone)	6/F-12/F, 15/F-23/F & 25/F-28/F 6樓至12樓、15樓至23樓 及25樓至28樓	A1	2850, 2950, 3200	150, 200, 225
		A2	2850, 2950, 3200	175, 200
		A3	2850, 2950, 3200	175, 200
		A5	2850, 2950, 3200	175, 200
		A6	2850, 2950, 3200	175, 200
		A8	2850, 2950, 3200	150, 200
		B1	2850, 2950, 3200	150, 200
		B2	2850, 2950, 3200	175, 200, 225
		B3	2850, 2950, 3200	175, 200
		B5	2950, 3200	150, 200
		B6	2850, 2950, 3200	150, 200
		B8	2850, 2950, 3200	150, 200

The internal areas of the residential properties on the upper floors will generally be slightly larger than those on the lower floors because of the reducing thickness of the structural walls on the upper floors. (This does not apply to the residential properties in the Phase because the design of the Phase does not involve reducing thickness of structural walls of residential properties on the upper floors.)

因住宅物業的較高樓層的結構牆的厚度遞減，較高樓層的內部面積，一般比較低樓層的內部面積稍大。(不適用於期數內的住宅物業，因期數的設計並不牽涉住宅物業的較高樓層的結構牆的厚度遞減。)


Notes:

- The dimensions of the floor plan are all structural dimensions in millimetres.
- Please refer to Pages AL001-004 of this sales brochure for the legend of the terms and abbreviations shown on the floor plans and notes that are applicable thereto.
- Dotted line in the format shown below delineates the extent of open kitchen area (if any) in a residential unit.

 Extent of open kitchen area

備註:

- 樓面平面圖所列之尺寸為以毫米標示之建築結構尺寸。
- 樓面平面圖中顯示之名詞及簡稱之圖例及其適用的備註，請參閱本售樓說明書第AL001至004頁。
- 住宅單位內的開放式廚房範圍(如有)以下列格式之虛線勾畫。

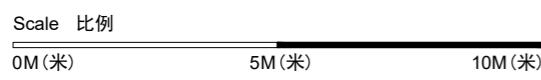
 開放式廚房範圍

FLOOR PLANS OF RESIDENTIAL PROPERTIES IN THE PHASE

期數的住宅物業的樓面平面圖

Tower 5 (Elite Zone) 6/F-12/F, 15/F-23/F & 25/F-28/F

第5座 (Elite Zone) 6樓至12樓, 15樓至23樓及25樓至28樓



FLOOR PLANS OF RESIDENTIAL PROPERTIES IN THE PHASE

期數的住宅物業的樓面平面圖

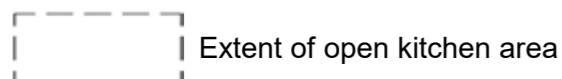
Block Name 大廈名稱	Floor 樓層	Flat 單位	The floor-to-floor height of each residential property (mm) 每個住宅物業的層與層之間的高度(毫米)	The thickness of the floor slabs (excluding plaster) of each residential property (mm) 每個住宅物業的樓板(不包括灰泥)的厚度(毫米)
Tower 5 (Elite Zone) 第5座 (Elite Zone)	29/F 29樓	A1	2850, 2950, 3200	150, 200, 225
		A2	2850, 2950, 3200	175, 200
		A3	2850, 2950, 3200	175, 200
		A5	2850, 2950, 3200	175, 200
		A6	2850, 2950, 3200	175, 200
		A8	2850, 2950, 3200	150, 200
		B1	2850, 2950, 3200	150, 200
		B2	2850, 2950, 3200	175, 200, 225
		B3	2850, 2950, 3200	175, 200
		B5	2950, 3200	150, 200
		B6	2850, 2950, 3200	150, 200
		B8	2850, 2950, 3200	150, 200
	30/F 30樓	A1	3475, 3500	200
		A2	3475, 3500	200
		A3	3475, 3500	200
		A5	3475, 3500	200
		A6	3475, 3500	200
		A8	3475, 3500	200
		B1	3500	200
		B2	3475, 3500	200
		B3	3475, 3500	200
		B5	3475, 3500	200
		B6	3475, 3500	200
		B8	3500	200

The internal areas of the residential properties on the upper floors will generally be slightly larger than those on the lower floors because of the reducing thickness of the structural walls on the upper floors. (This does not apply to the residential properties in the Phase because the design of the Phase does not involve reducing thickness of structural walls of residential properties on the upper floors.)

因住宅物業的較高樓層的結構牆的厚度遞減，較高樓層的內部面積，一般比較低樓層的內部面積稍大。(不適用於期數內的住宅物業，因期數的設計並不牽涉住宅物業的較高樓層的結構牆的厚度遞減。)

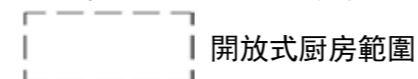
Notes:

- The dimensions of the floor plan are all structural dimensions in millimetres.
- Please refer to Pages AL001-004 of this sales brochure for the legend of the terms and abbreviations shown on the floor plans and notes that are applicable thereto.
- Dotted line in the format shown below delineates the extent of open kitchen area (if any) in a residential unit.



備註:

- 樓面平面圖所列之尺寸為以毫米標示之建築結構尺寸。
- 樓面平面圖中顯示之名詞及簡稱之圖例及其適用的備註，請參閱本售樓說明書第AL001至004頁。
- 住宅單位內的開放式廚房範圍(如有)以下列格式之虛綫勾畫。

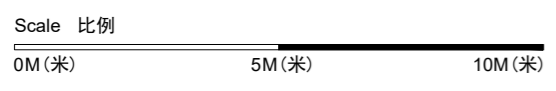


FLOOR PLANS OF RESIDENTIAL PROPERTIES IN THE PHASE

期數的住宅物業的樓面平面圖

Tower 5 (Elite Zone) 29/F-30/F

第5座 (Elite Zone) 29樓至30樓



FLOOR PLANS OF RESIDENTIAL PROPERTIES IN THE PHASE


期數的住宅物業的樓面平面圖

Block Name 大廈名稱	Floor 樓層	Flat 單位	The floor-to-floor height of each residential property (mm) 每個住宅物業的層與層之間的高度(毫米)	The thickness of the floor slabs (excluding plaster) of each residential property (mm) 每個住宅物業的樓板(不包括灰泥)的厚度(毫米)
Tower 6 (Elite Zone) 第6座 (Elite Zone)	5/F 5樓	A1	2850, 2950, 3200	150, 200, 225
		A2	2850, 2950, 3200	175, 200
		A3	2850, 2950, 3200	175, 200
		A5	2850, 2950, 3200	175, 200
		A6	2850, 2950, 3200	150, 200
		B1	2850, 2950, 3200	150, 200, 225
		B2	2850, 2950, 3200	175, 200
		B3	2850, 2950, 3200	175, 200
		B5	2950, 3200	150, 200
		B6	2850, 2950, 3200	150, 200
		B8	2850, 2950, 3200	150, 200

The internal areas of the residential properties on the upper floors will generally be slightly larger than those on the lower floors because of the reducing thickness of the structural walls on the upper floors. (This does not apply to the residential properties in the Phase because the design of the Phase does not involve reducing thickness of structural walls of residential properties on the upper floors.)
因住宅物業的較高樓層的結構牆的厚度遞減，較高樓層的內部面積，一般比較低樓層的內部面積稍大。(不適用於期數內的住宅物業，因期數的設計並不牽涉住宅物業的較高樓層的結構牆的厚度遞減。)


Notes:

- The dimensions of the floor plan are all structural dimensions in millimetres.
- Please refer to Pages AL001-004 of this sales brochure for the legend of the terms and abbreviations shown on the floor plans and notes that are applicable thereto.
- Dotted line in the format shown below delineates the extent of open kitchen area (if any) in a residential unit.

 Extent of open kitchen area

備註:

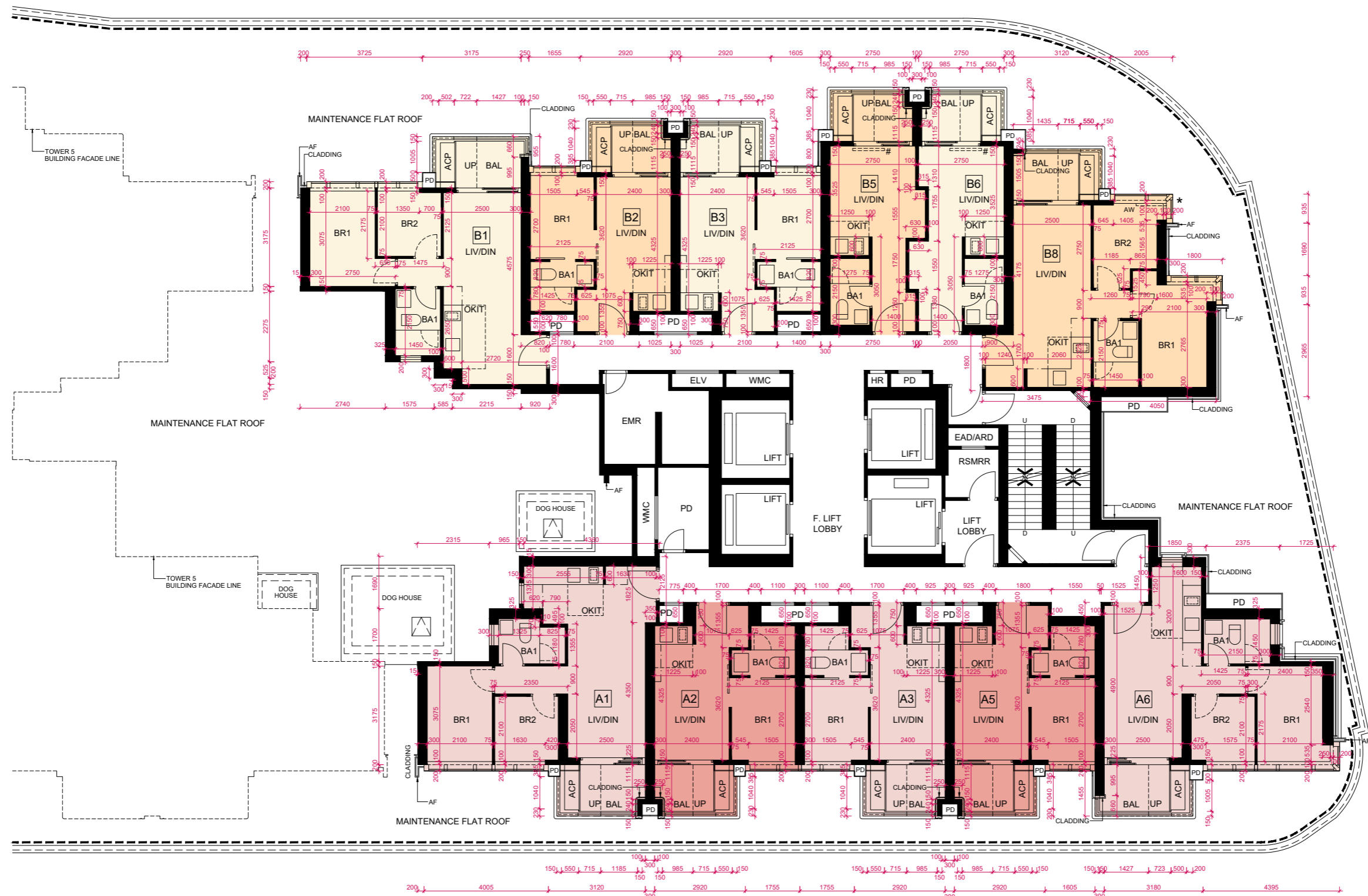
- 樓面平面圖所列之尺寸為以毫米標示之建築結構尺寸。
- 樓面平面圖中顯示之名詞及簡稱之圖例及其適用的備註，請參閱本售樓說明書第AL001至004頁。
- 住宅單位內的開放式廚房範圍(如有)以下列格式之虛線勾畫。

 開放式廚房範圍

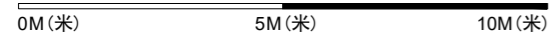
FLOOR PLANS OF RESIDENTIAL PROPERTIES IN THE PHASE

期數的住宅物業的樓面平面圖

Tower 6 (Elite Zone) 5/F 第6座 (Elite Zone) 5樓



Scale 比例



FLOOR PLANS OF RESIDENTIAL PROPERTIES IN THE PHASE

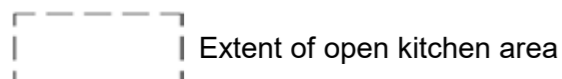
期數的住宅物業的樓面平面圖

Block Name 大廈名稱	Floor 樓層	Flat 單位	The floor-to-floor height of each residential property (mm) 每個住宅物業的層與層之間的高度(毫米)	The thickness of the floor slabs (excluding plaster) of each residential property (mm) 每個住宅物業的樓板(不包括灰泥)的厚度(毫米)
Tower 6 (Elite Zone) 第6座 (Elite Zone)	6/F-12/F, 15/F-23/F & 25/F-28/F 6樓至12樓、15樓至23樓 及25樓至28樓	A1	2850, 2950, 3200	150, 200, 225
		A2	2850, 2950, 3200	175, 200
		A3	2850, 2950, 3200	175, 200
		A5	2850, 2950, 3200	175, 200
		A6	2850, 2950, 3200	150, 200
		B1	2850, 2950, 3200	150, 200, 225
		B2	2850, 2950, 3200	175, 200
		B3	2850, 2950, 3200	175, 200
		B5	2950, 3200	150, 200
		B6	2850, 2950, 3200	150, 200
		B8	2850, 2950, 3200	150, 200

The internal areas of the residential properties on the upper floors will generally be slightly larger than those on the lower floors because of the reducing thickness of the structural walls on the upper floors. (This does not apply to the residential properties in the Phase because the design of the Phase does not involve reducing thickness of structural walls of residential properties on the upper floors.)
因住宅物業的較高樓層的結構牆的厚度遞減，較高樓層的內部面積，一般比較低樓層的內部面積稍大。(不適用於期數內的住宅物業，因期數的設計並不牽涉住宅物業的較高樓層的結構牆的厚度遞減。)

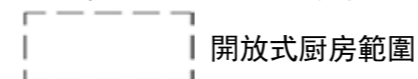
Notes:

- The dimensions of the floor plan are all structural dimensions in millimetres.
- Please refer to Pages AL001-004 of this sales brochure for the legend of the terms and abbreviations shown on the floor plans and notes that are applicable thereto.
- Dotted line in the format shown below delineates the extent of open kitchen area (if any) in a residential unit.



備註:

- 樓面平面圖所列之尺寸為以毫米標示之建築結構尺寸。
- 樓面平面圖中顯示之名詞及簡稱之圖例及其適用的備註，請參閱本售樓說明書第AL001至004頁。
- 住宅單位內的開放式廚房範圍（如有）以下列格式之虛線勾畫。



FLOOR PLANS OF RESIDENTIAL PROPERTIES IN THE PHASE

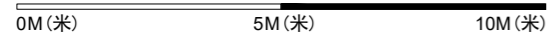
期數的住宅物業的樓面平面圖

Tower 6 (Elite Zone) 6/F-12/F, 15/F-23/F & 25/F-28/F

第6座 (Elite Zone) 6樓至12樓, 15樓至23樓及25樓至28樓



Scale 比例



FLOOR PLANS OF RESIDENTIAL PROPERTIES IN THE PHASE

期數的住宅物業的樓面平面圖


Block Name 大廈名稱	Floor 樓層	Flat 單位	The floor-to-floor height of each residential property (mm) 每個住宅物業的層與層之間的高度(毫米)	The thickness of the floor slabs (excluding plaster) of each residential property (mm) 每個住宅物業的樓板(不包括灰泥)的厚度(毫米)
Tower 6 (Elite Zone) 第6座 (Elite Zone)	29/F 29樓	A1	2850, 2950, 3200	150, 200, 225
		A2	2850, 2950, 3200	175, 200
		A3	2850, 2950, 3200	175, 200
		A5	2850, 2950, 3200	175, 200
		A6	2850, 2950, 3200	150, 200
		B1	2850, 2950, 3200	150, 200, 225
		B2	2850, 2950, 3200	175, 200
		B3	2850, 2950, 3200	175, 200
		B5	2950, 3200	150, 200
		B6	2850, 2950, 3200	150, 200
	B8	2850, 2950, 3200	150, 200	
	30/F 30樓	A1	3475, 3500	200
		A2	3475, 3500	200
		A3	3475, 3500	200
		A5	3475, 3500	200
		A6	3500	200
		B1	3500	200
		B2	3475, 3500	200
		B3	3475, 3500	200
		B5	3475, 3500	200
B6		3475, 3500	200	
B8	3500	200		

The internal areas of the residential properties on the upper floors will generally be slightly larger than those on the lower floors because of the reducing thickness of the structural walls on the upper floors. (This does not apply to the residential properties in the Phase because the design of the Phase does not involve reducing thickness of structural walls of residential properties on the upper floors.)

因住宅物業的較高樓層的結構牆的厚度遞減，較高樓層的內部面積，一般比較低樓層的內部面積稍大。(不適用於期數內的住宅物業，因期數的設計並不牽涉住宅物業的較高樓層的結構牆的厚度遞減。)


Notes:

- The dimensions of the floor plan are all structural dimensions in millimetres.
- Please refer to Pages AL001-004 of this sales brochure for the legend of the terms and abbreviations shown on the floor plans and notes that are applicable thereto.
- Dotted line in the format shown below delineates the extent of open kitchen area (if any) in a residential unit.

 Extent of open kitchen area

備註:

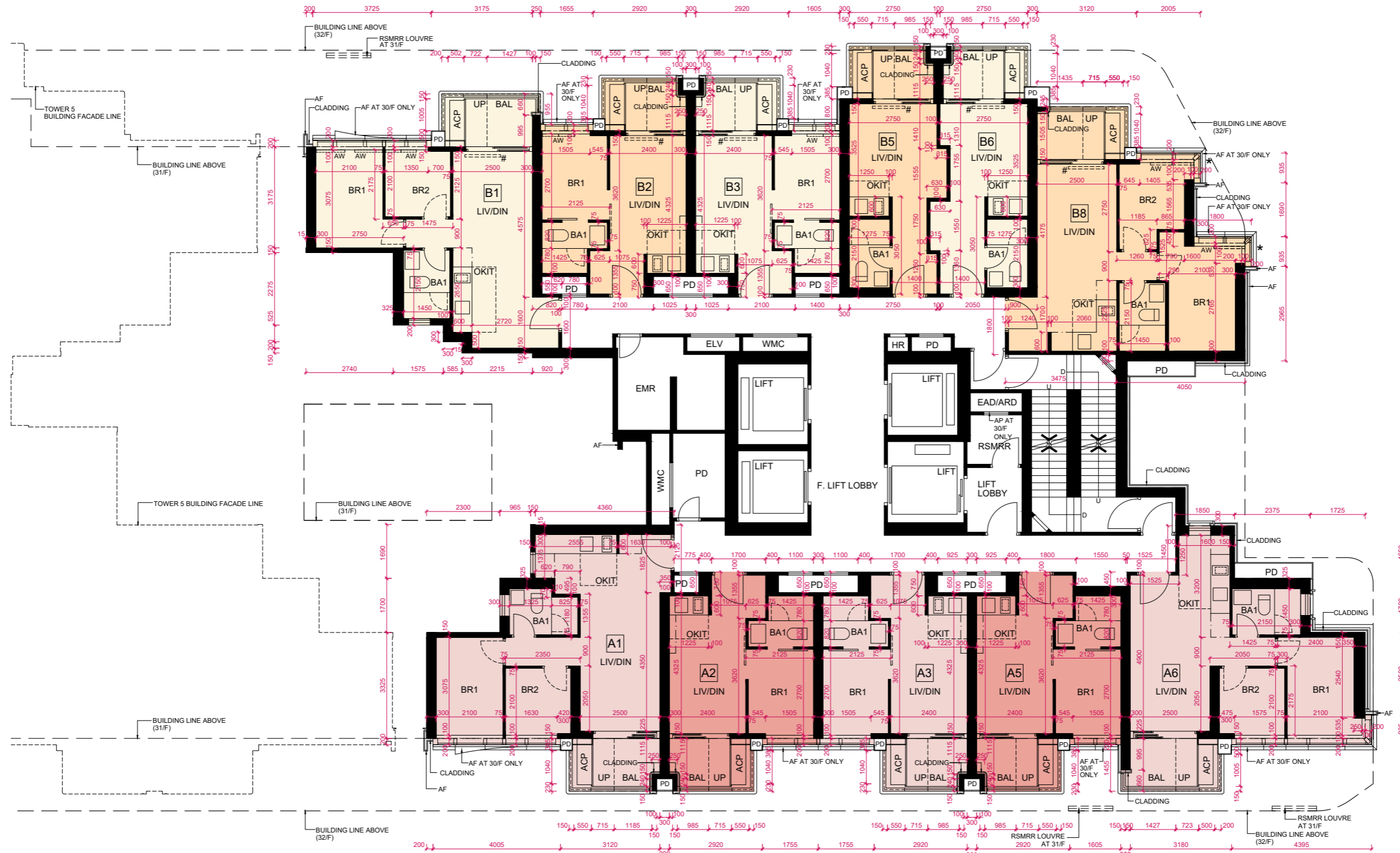
- 樓面平面圖所列之尺寸為以毫米標示之建築結構尺寸。
- 樓面平面圖中顯示之名詞及簡稱之圖例及其適用的備註，請參閱本售樓說明書第AL001至004頁。
- 住宅單位內的開放式廚房範圍(如有)以下列格式之虛線勾畫。

 開放式廚房範圍

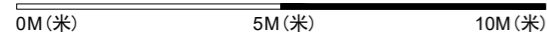
FLOOR PLANS OF RESIDENTIAL PROPERTIES IN THE PHASE

期數的住宅物業的樓面平面圖

Tower 6 (Elite Zone) 29/F-30/F
第6座 (Elite Zone) 29樓至30樓



Scale 比例



FLOOR PLANS OF RESIDENTIAL PROPERTIES IN THE PHASE

期數的住宅物業的樓面平面圖

Block Name 大廈名稱	Floor 樓層	Flat 單位	The floor-to-floor height of each residential property (mm) 每個住宅物業的層與層之間的高度(毫米)	The thickness of the floor slabs (excluding plaster) of each residential property (mm) 每個住宅物業的樓板(不包括灰泥)的厚度(毫米)
Tower 3 (Peak Tower) 第3座 (Peak Tower)	32/F 32樓	A	3050, 3100, 3150, 3200, 3250, 3500	150, 175, 200, 225, 250
		B	3050, 3150, 3200, 3250, 3500	150, 175, 200, 225, 250
		C	3100, 3150, 3200, 3250, 3350, 3500	150, 175, 200, 225
		D	3150, 3200, 3250, 3500	150, 175, 200

The internal areas of the residential properties on the upper floors will generally be slightly larger than those on the lower floors because of the reducing thickness of the structural walls on the upper floors. (This does not apply to the residential properties in the Phase because the design of the Phase does not involve reducing thickness of structural walls of residential properties on the upper floors.)
因住宅物業的較高樓層的結構牆的厚度遞減，較高樓層的內部面積，一般比較低樓層的內部面積稍大。(不適用於期數內的住宅物業，因期數的設計並不牽涉住宅物業的較高樓層的結構牆的厚度遞減。)

Notes:

- The dimensions of the floor plan are all structural dimensions in millimetres.
- Please refer to Pages AL001-004 of this sales brochure for the legend of the terms and abbreviations shown on the floor plans and notes that are applicable thereto.

備註:

- 樓面平面圖所列之尺寸為以毫米標示之建築結構尺寸。
- 樓面平面圖中顯示之名詞及簡稱之圖例及其適用的備註，請參閱本售樓說明書第AL001至004頁。

FLOOR PLANS OF RESIDENTIAL PROPERTIES IN THE PHASE

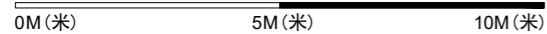
期數的住宅物業的樓面平面圖

Tower 3 (Peak Tower) 32/F

第3座 (Peak Tower) 32樓



Scale 比例



FLOOR PLANS OF RESIDENTIAL PROPERTIES IN THE PHASE

期數的住宅物業的樓面平面圖

Block Name 大廈名稱	Floor 樓層	Flat 單位	The floor-to-floor height of each residential property (mm) 每個住宅物業的層與層之間的高度(毫米)	The thickness of the floor slabs (excluding plaster) of each residential property (mm) 每個住宅物業的樓板(不包括灰泥)的厚度(毫米)
Tower 3 (Peak Tower) 第3座 (Peak Tower)	33/F 33樓	A	3050, 3100, 3150, 3200, 3250, 3500	150, 175, 200, 225, 250
		B	3050, 3150, 3200, 3250, 3500	150, 175, 200, 225, 250
		C	3150, 3200, 3250, 3350, 3500	150, 175, 200, 225
		D	3150, 3200, 3250, 3500	150, 175, 200

The internal areas of the residential properties on the upper floors will generally be slightly larger than those on the lower floors because of the reducing thickness of the structural walls on the upper floors. (This does not apply to the residential properties in the Phase because the design of the Phase does not involve reducing thickness of structural walls of residential properties on the upper floors.)
因住宅物業的較高樓層的結構牆的厚度遞減，較高樓層的內部面積，一般比較低樓層的內部面積稍大。(不適用於期數內的住宅物業，因期數的設計並不牽涉住宅物業的較高樓層的結構牆的厚度遞減。)

Notes:

- The dimensions of the floor plan are all structural dimensions in millimetres.
- Please refer to Pages AL001-004 of this sales brochure for the legend of the terms and abbreviations shown on the floor plans and notes that are applicable thereto.

備註:

- 樓面平面圖所列之尺寸為以毫米標示之建築結構尺寸。
- 樓面平面圖中顯示之名詞及簡稱之圖例及其適用的備註，請參閱本售樓說明書第AL001至004頁。

FLOOR PLANS OF RESIDENTIAL PROPERTIES IN THE PHASE

期數的住宅物業的樓面平面圖

Tower 3 (Peak Tower) 33/F

第3座 (Peak Tower) 33樓



Scale 比例
 0M (米) 5M (米) 10M (米)

FLOOR PLANS OF RESIDENTIAL PROPERTIES IN THE PHASE

期數的住宅物業的樓面平面圖

Block Name 大廈名稱	Floor 樓層	Flat 單位	The floor-to-floor height of each residential property (mm) 每個住宅物業的層與層之間的高度(毫米)	The thickness of the floor slabs (excluding plaster) of each residential property (mm) 每個住宅物業的樓板(不包括灰泥)的厚度(毫米)
Tower 3 (Peak Tower) 第3座 (Peak Tower)	35/F-43/F 35樓至43樓	A	3050, 3100, 3150, 3200, 3250, 3500	150, 175, 200, 225, 250
		B	3050, 3150, 3200, 3250, 3500	150, 175, 200, 225, 250
		C	3150, 3200, 3250, 3350, 3500	150, 175, 200, 225
		D	3150, 3200, 3250, 3500	150, 175, 200

The internal areas of the residential properties on the upper floors will generally be slightly larger than those on the lower floors because of the reducing thickness of the structural walls on the upper floors. (This does not apply to the residential properties in the Phase because the design of the Phase does not involve reducing thickness of structural walls of residential properties on the upper floors.)
因住宅物業的較高樓層的結構牆的厚度遞減，較高樓層的內部面積，一般比較低樓層的內部面積稍大。(不適用於期數內的住宅物業，因期數的設計並不牽涉住宅物業的較高樓層的結構牆的厚度遞減。)

Notes:

- The dimensions of the floor plan are all structural dimensions in millimetres.
- Please refer to Pages AL001-004 of this sales brochure for the legend of the terms and abbreviations shown on the floor plans and notes that are applicable thereto.

備註:

- 樓面平面圖所列之尺寸為以毫米標示之建築結構尺寸。
- 樓面平面圖中顯示之名詞及簡稱之圖例及其適用的備註，請參閱本售樓說明書第AL001至004頁。

FLOOR PLANS OF RESIDENTIAL PROPERTIES IN THE PHASE

期數的住宅物業的樓面平面圖

Tower 3 (Peak Tower) 35/F-43/F

第3座 (Peak Tower) 35樓至43樓



FOR INFORMATION ON THE CURVED ARCHITECTURAL FEATURES ON 36/F, 38/F, 39/F, 41/F & 42/F, PLEASE REFER TO PART PLAN OF FLAT C & FLAT D ON 36/F, 38/F, 39/F, 41/F & 42/F IN AL029

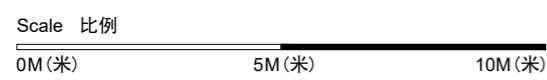
有關位於36樓、38樓、39樓、41樓及42樓的彎形建築裝飾，請參閱AL029的36樓、38樓、39樓、41樓及42樓C單位及D單位部分平面圖

NOTE:
1. THERE IS NO CURVED ARCHITECTURAL FEATURE FOR FLAT A, FLAT B, FLAT C & FLAT D ON THE 37/F, 40/F & 43/F.

備註:
1. 37樓、40樓及43樓A單位、B單位、C單位及D單位沒有彎形建築裝飾。

FOR INFORMATION ON THE CURVED ARCHITECTURAL FEATURES ON 36/F, 38/F, 39/F, 41/F & 42/F, PLEASE REFER TO PART PLAN OF FLAT A & FLAT B ON 36/F, 38/F, 39/F, 41/F & 42/F IN AL030

有關位於36樓、38樓、39樓、41樓及42樓的彎形建築裝飾，請參閱AL030的36樓、38樓、39樓、41樓及42樓A單位及B單位部分平面圖



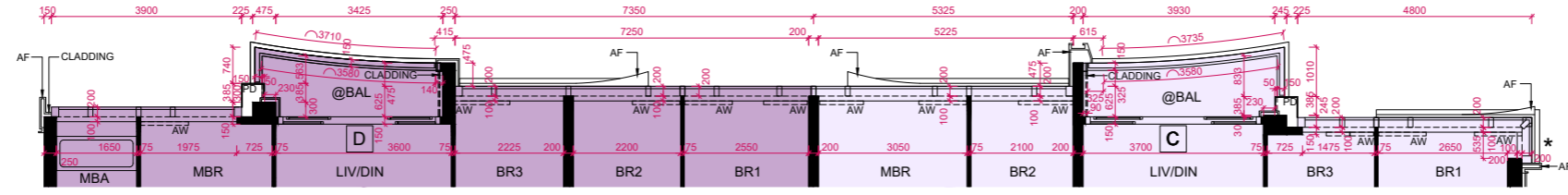
FLOOR PLANS OF RESIDENTIAL PROPERTIES IN THE PHASE

期數的住宅物業的樓面平面圖

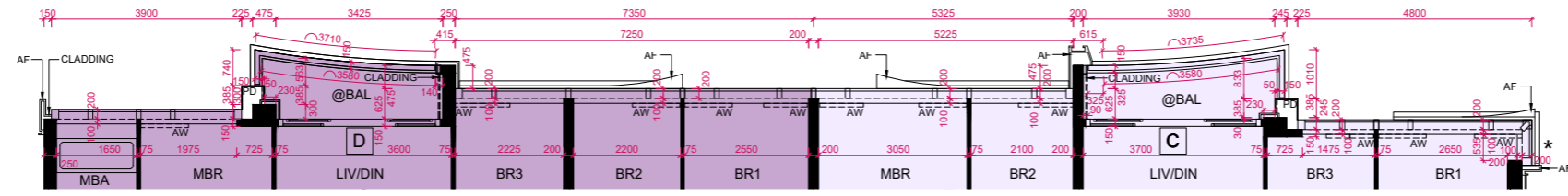
Tower 3 (Peak Tower) 35/F-43/F

第3座 (Peak Tower) 35樓至43樓

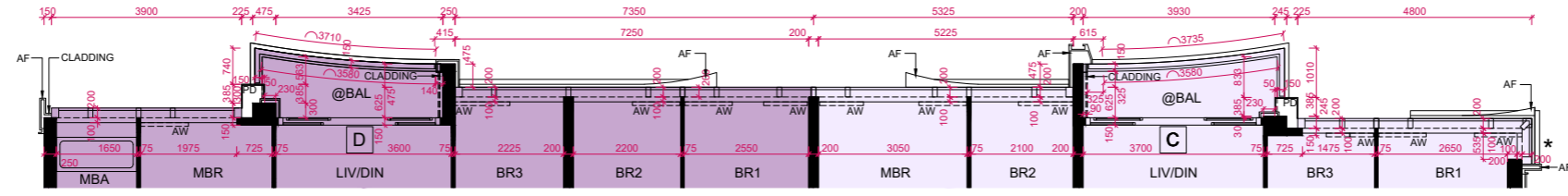
PART PLAN OF FLAT C & FLAT D ON 42/F
42樓C單位及D單位部分平面圖



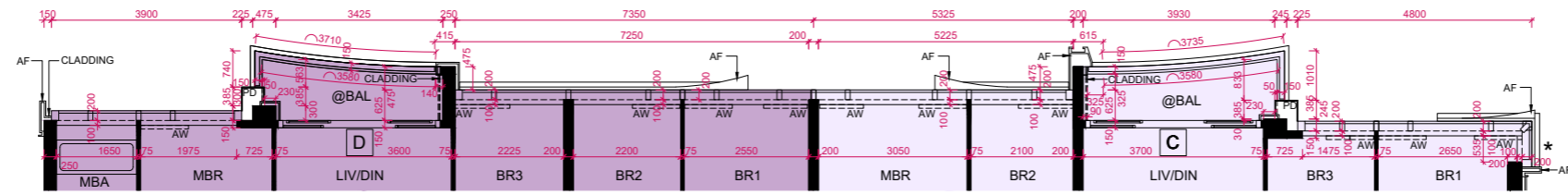
PART PLAN OF FLAT C & FLAT D ON 41/F
41樓C單位及D單位部分平面圖



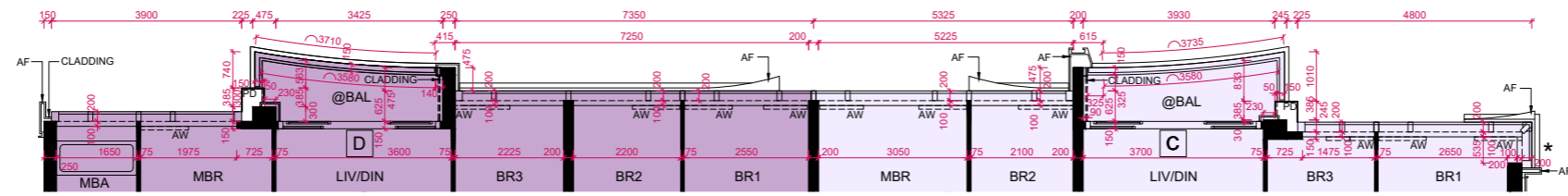
PART PLAN OF FLAT C & FLAT D ON 39/F
39樓C單位及D單位部分平面圖



PART PLAN OF FLAT C & FLAT D ON 38/F
38樓C單位及D單位部分平面圖



PART PLAN OF FLAT C & FLAT D ON 36/F
36樓C單位及D單位部分平面圖



Scale 比例

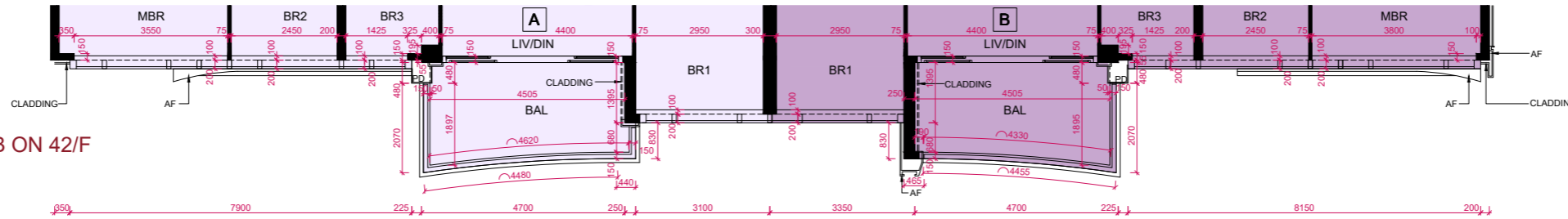
0M(米) 5M(米) 10M(米)

FLOOR PLANS OF RESIDENTIAL PROPERTIES IN THE PHASE

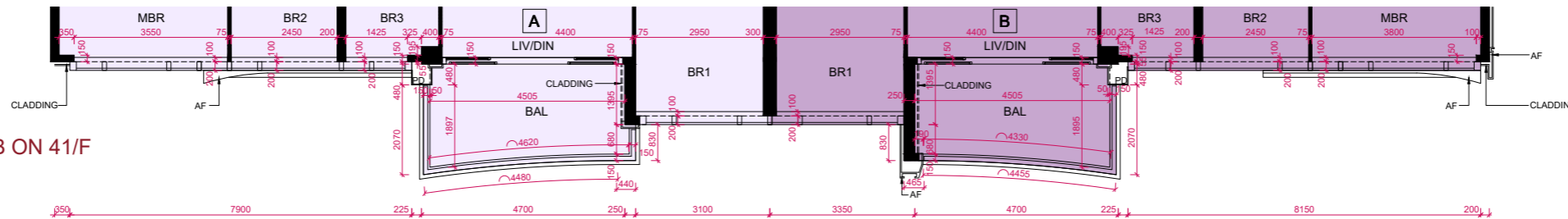
期數的住宅物業的樓面平面圖

Tower 3 (Peak Tower) 35/F-43/F
第3座 (Peak Tower) 35樓至43樓

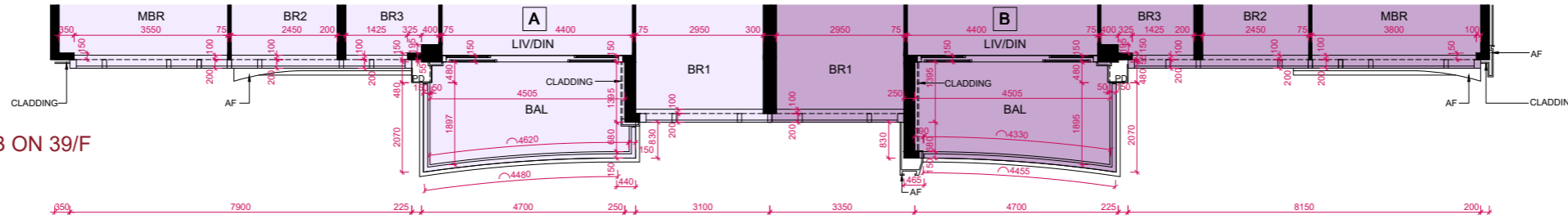
PART PLAN OF FLAT A & FLAT B ON 42/F
42樓A單位及B單位部分平面圖



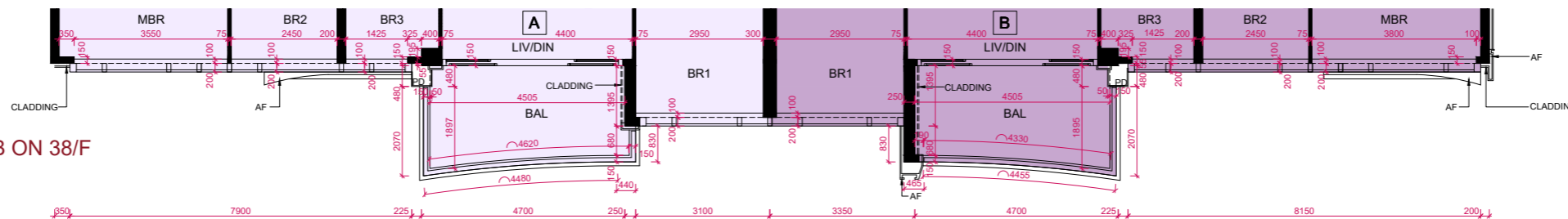
PART PLAN OF FLAT A & FLAT B ON 41/F
41樓A單位及B單位部分平面圖



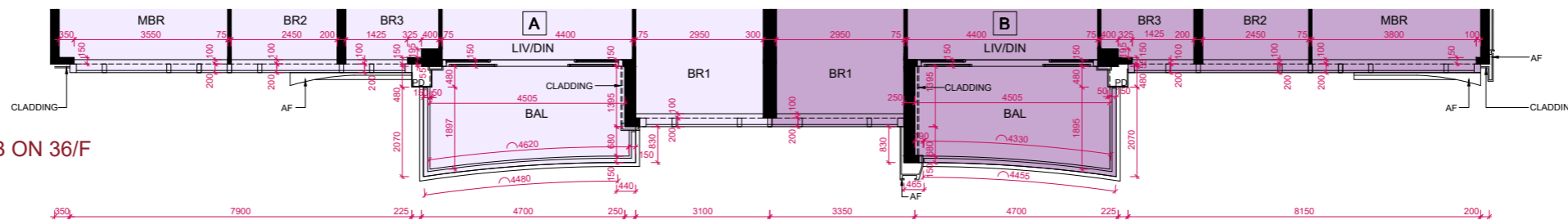
PART PLAN OF FLAT A & FLAT B ON 39/F
39樓A單位及B單位部分平面圖




PART PLAN OF FLAT A & FLAT B ON 38/F
38樓A單位及B單位部分平面圖



PART PLAN OF FLAT A & FLAT B ON 36/F
36樓A單位及B單位部分平面圖



Scale 比例



FLOOR PLANS OF RESIDENTIAL PROPERTIES IN THE PHASE

期數的住宅物業的樓面平面圖

Block Name 大廈名稱	Floor 樓層	Flat 單位	The floor-to-floor height of each residential property (mm) 每個住宅物業的層與層之間的高度(毫米)	The thickness of the floor slabs (excluding plaster) of each residential property (mm) 每個住宅物業的樓板(不包括灰泥)的厚度(毫米)
Tower 3 (Peak Tower) 第3座 (Peak Tower)	45/F & 46/F 45樓及46樓	A	3050, 3100, 3150, 3200, 3250, 3500	150, 175, 200, 225, 250
		B	3050, 3150, 3200, 3250, 3500	150, 175, 200, 225, 250
		C	3150, 3200, 3250, 3350, 3500	150, 175, 200, 225
		D	3150, 3200, 3250, 3500	150, 175, 200
	47/F 47樓	A	3200, 3250, 3500	150, 200, 225, 250
		B	3200, 3250, 3500	150, 175, 200, 225, 250
		C	3050, 3100, 3200, 3250, 3500	150, 175, 200, 225
		D	3150, 3200, 3250, 3500	150, 175, 200

The internal areas of the residential properties on the upper floors will generally be slightly larger than those on the lower floors because of the reducing thickness of the structural walls on the upper floors. (This does not apply to the residential properties in the Phase because the design of the Phase does not involve reducing thickness of structural walls of residential properties on the upper floors.)
因住宅物業的較高樓層的結構牆的厚度遞減，較高樓層的內部面積，一般比較低樓層的內部面積稍大。(不適用於期數內的住宅物業，因期數的設計並不牽涉住宅物業的較高樓層的結構牆的厚度遞減。)

Notes:

- The dimensions of the floor plan are all structural dimensions in millimetres.
- Please refer to Pages AL001-004 of this sales brochure for the legend of the terms and abbreviations shown on the floor plans and notes that are applicable thereto.

備註:

- 樓面平面圖所列之尺寸為以毫米標示之建築結構尺寸。
- 樓面平面圖中顯示之名詞及簡稱之圖例及其適用的備註，請參閱本售樓說明書第AL001至004頁。

FLOOR PLANS OF RESIDENTIAL PROPERTIES IN THE PHASE

期數的住宅物業的樓面平面圖

Tower 3 (Peak Tower) 45/F-47/F

第3座 (Peak Tower) 45樓至47樓

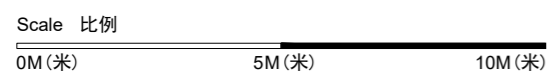


FOR INFORMATION ON THE CURVED ARCHITECTURAL FEATURES ON 46/F & 47/F, PLEASE REFER TO PART PLAN OF FLAT C & FLAT D ON 46/F & 47/F IN AL033

有關位於46樓及47樓的彎形建築裝飾, 請參閱AL033的46樓及47樓C單位及D單位部分平面圖

FOR INFORMATION ON THE CURVED ARCHITECTURAL FEATURES ON 46/F & 47/F, PLEASE REFER TO PART PLAN OF FLAT A & FLAT B ON 46/F & 47/F IN AL033

有關位於46樓及47樓的彎形建築裝飾, 請參閱AL033的46樓及47樓A單位及B單位部分平面圖



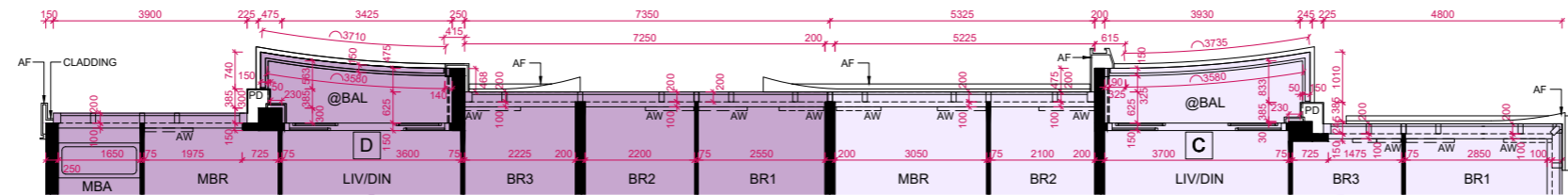
FLOOR PLANS OF RESIDENTIAL PROPERTIES IN THE PHASE

期數的住宅物業的樓面平面圖

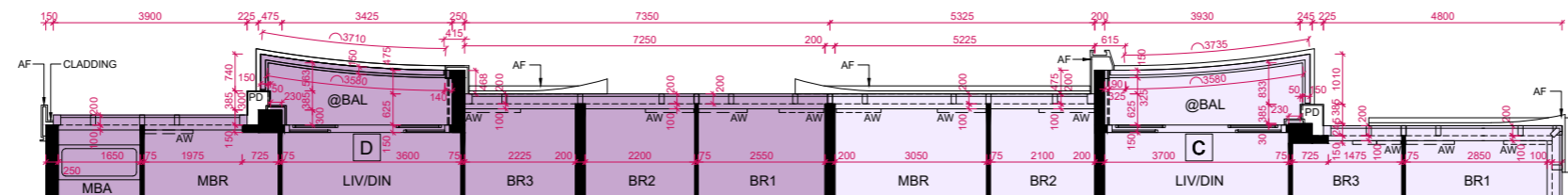
Tower 3 (Peak Tower) 45/F-47/F

第3座 (Peak Tower) 45樓至47樓

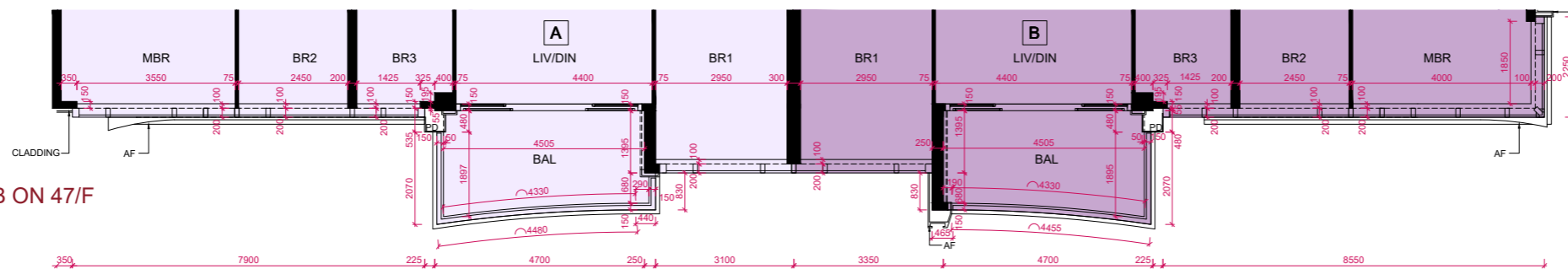
PART PLAN OF FLAT C & FLAT D ON 47/F
47樓C單位及D單位部分平面圖



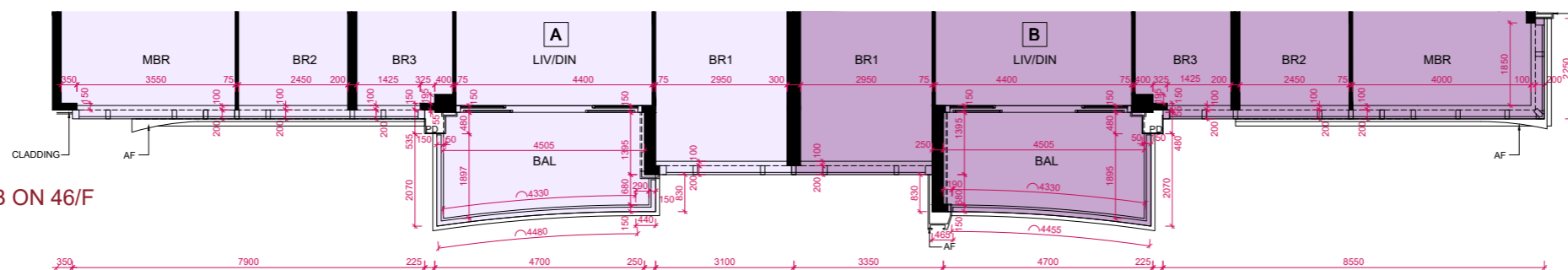
PART PLAN OF FLAT C & FLAT D ON 46/F
46樓C單位及D單位部分平面圖



PART PLAN OF FLAT A & FLAT B ON 47/F
47樓A單位及B單位部分平面圖



PART PLAN OF FLAT A & FLAT B ON 46/F
46樓A單位及B單位部分平面圖



Scale 比例
0M(米) 5M(米) 10M(米)

FLOOR PLANS OF RESIDENTIAL PROPERTIES IN THE PHASE 期數的住宅物業的樓面平面圖

(This page is left blank intentionally. 此頁保留空白。)

FLOOR PLANS OF RESIDENTIAL PROPERTIES IN THE PHASE

期數的住宅物業的樓面平面圖

Block Name 大廈名稱	Floor 樓層	Flat 單位	The floor-to-floor height of each residential property (mm) 每個住宅物業的層與層之間的高度(毫米)	The thickness of the floor slabs (excluding plaster) of each residential property (mm) 每個住宅物業的樓板(不包括灰泥)的厚度(毫米)
Tower 3 (Peak Tower) 第3座 (Peak Tower)	48/F 48樓	Presidential Sky Villa A	3150, 3200, 3250, 3500	200, 250
		Presidential Sky Villa B	3050, 3100, 3150, 3200, 3250, 3500	200, 250

The internal areas of the residential properties on the upper floors will generally be slightly larger than those on the lower floors because of the reducing thickness of the structural walls on the upper floors. (This does not apply to the residential properties in the Phase because the design of the Phase does not involve reducing thickness of structural walls of residential properties on the upper floors.)
因住宅物業的較高樓層的結構牆的厚度遞減，較高樓層的內部面積，一般比較低樓層的內部面積稍大。(不適用於期數內的住宅物業，因期數的設計並不牽涉住宅物業的較高樓層的結構牆的厚度遞減。)

Notes:

- The dimensions of the floor plan are all structural dimensions in millimetres.
- Please refer to Pages AL001-004 of this sales brochure for the legend of the terms and abbreviations shown on the floor plans and notes that are applicable thereto.

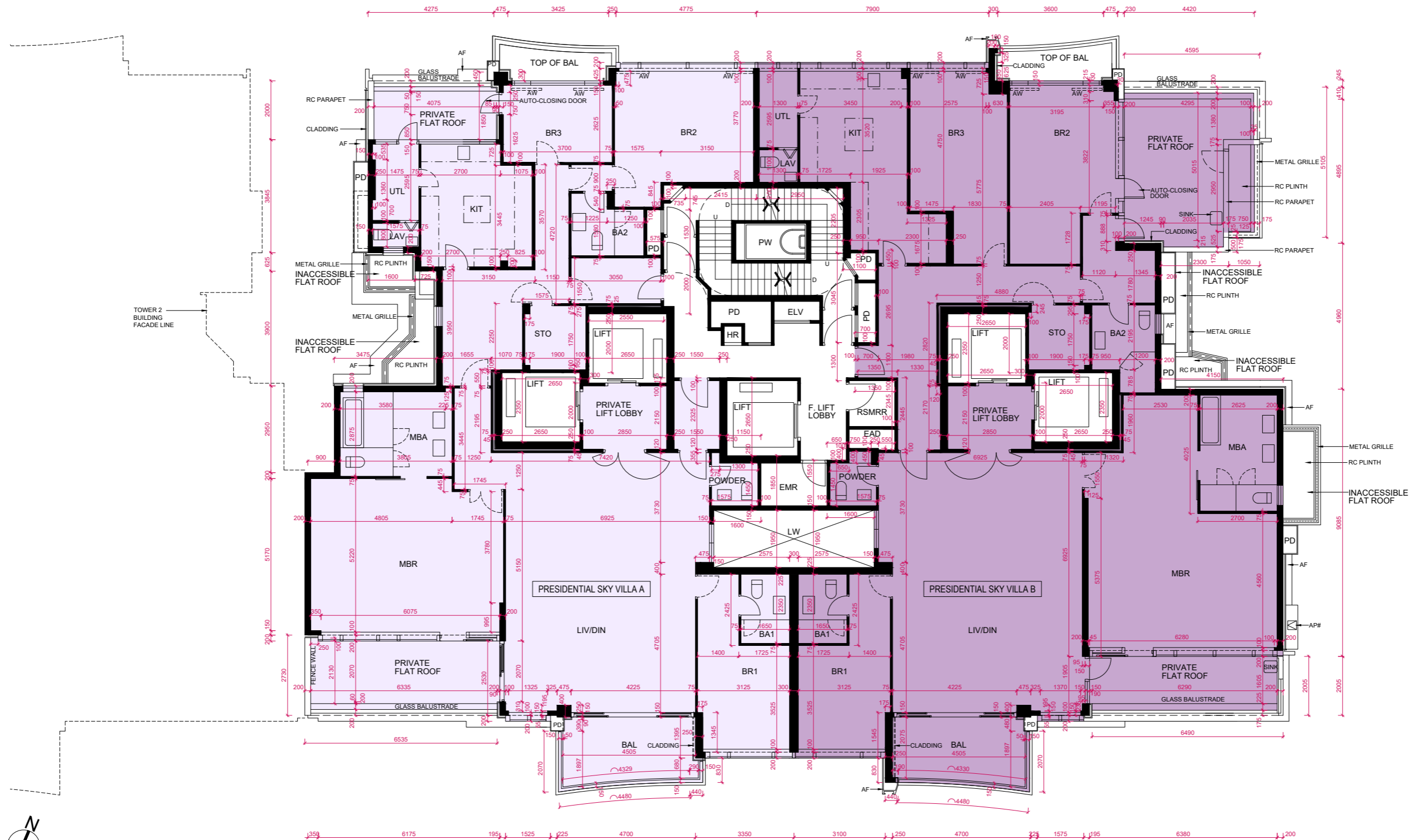
備註:

- 樓面平面圖所列之尺寸為以毫米標示之建築結構尺寸。
- 樓面平面圖中顯示之名詞及簡稱之圖例及其適用的備註，請參閱本售樓說明書第AL001至004頁。

FLOOR PLANS OF RESIDENTIAL PROPERTIES IN THE PHASE

期數的住宅物業的樓面平面圖

Tower 3 (Peak Tower) 48/F 第3座 (Peak Tower) 48樓



Scale 比例
0M(米) 5M(米) 10M(米)

FLOOR PLANS OF RESIDENTIAL PROPERTIES IN THE PHASE

期數的住宅物業的樓面平面圖

Block Name 大廈名稱	Floor 樓層	Flat 單位	The floor-to-floor height of each residential property (mm) 每個住宅物業的層與層之間的高度(毫米)	The thickness of the floor slabs (excluding plaster) of each residential property (mm) 每個住宅物業的樓板(不包括灰泥)的厚度(毫米)
Tower 3 (Peak Tower) 第3座 (Peak Tower)	49/F 49樓	Presidential Sky House A	3600, 3650, 3700, 4000	200, 225, 350
		Presidential Sky House B	3600, 3650, 3700, 4000	200, 250, 350

The internal areas of the residential properties on the upper floors will generally be slightly larger than those on the lower floors because of the reducing thickness of the structural walls on the upper floors. (This does not apply to the residential properties in the Phase because the design of the Phase does not involve reducing thickness of structural walls of residential properties on the upper floors.)
因住宅物業的較高樓層的結構牆的厚度遞減，較高樓層的內部面積，一般比較低樓層的內部面積稍大。(不適用於期數內的住宅物業，因期數的設計並不牽涉住宅物業的較高樓層的結構牆的厚度遞減。)

Notes:

- The dimensions of the floor plan are all structural dimensions in millimetres.
- Please refer to Pages AL001-004 of this sales brochure for the legend of the terms and abbreviations shown on the floor plans and notes that are applicable thereto.

備註:

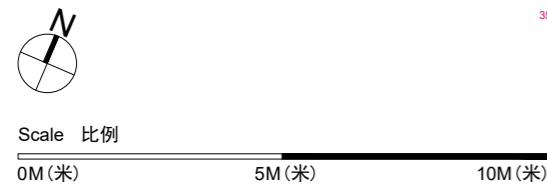
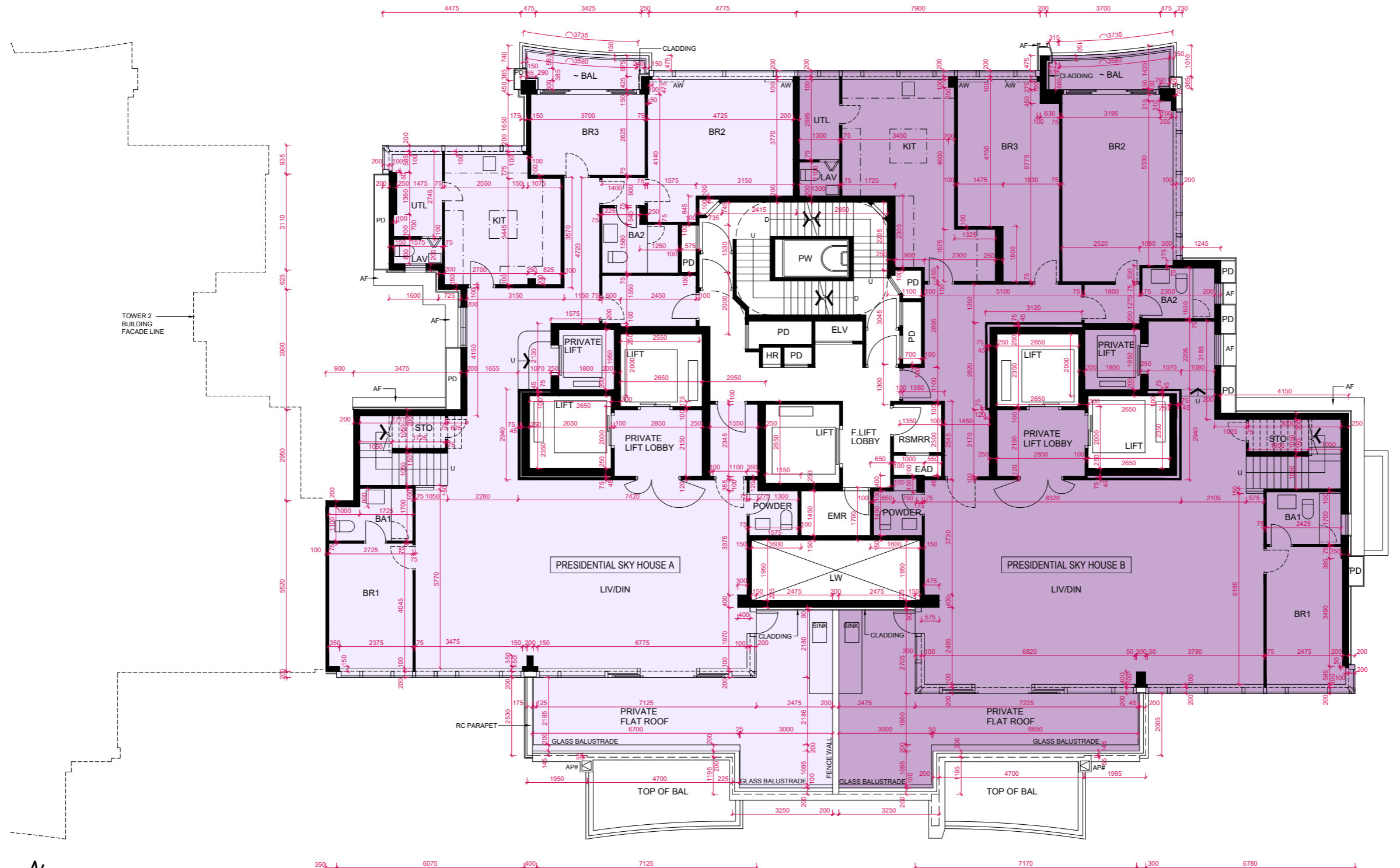
- 樓面平面圖所列之尺寸為以毫米標示之建築結構尺寸。
- 樓面平面圖中顯示之名詞及簡稱之圖例及其適用的備註，請參閱本售樓說明書第AL001至004頁。

FLOOR PLANS OF RESIDENTIAL PROPERTIES IN THE PHASE

期數的住宅物業的樓面平面圖

Tower 3 (Peak Tower) 49/F

第3座 (Peak Tower) 49樓



FLOOR PLANS OF RESIDENTIAL PROPERTIES IN THE PHASE

期數的住宅物業的樓面平面圖

Block Name 大廈名稱	Floor 樓層	Flat 單位	The floor-to-floor height of each residential property (mm) 每個住宅物業的層與層之間的高度(毫米)	The thickness of the floor slabs (excluding plaster) of each residential property (mm) 每個住宅物業的樓板(不包括灰泥)的厚度(毫米)
Tower 3 (Peak Tower) 第3座 (Peak Tower)	50/F 50樓	Presidential Sky House A	3500	200, 250
		Presidential Sky House B	3500	200, 250

The internal areas of the residential properties on the upper floors will generally be slightly larger than those on the lower floors because of the reducing thickness of the structural walls on the upper floors. (This does not apply to the residential properties in the Phase because the design of the Phase does not involve reducing thickness of structural walls of residential properties on the upper floors.)
因住宅物業的較高樓層的結構牆的厚度遞減，較高樓層的內部面積，一般比較低樓層的內部面積稍大。(不適用於期數內的住宅物業，因期數的設計並不牽涉住宅物業的較高樓層的結構牆的厚度遞減。)

Notes:

- The dimensions of the floor plan are all structural dimensions in millimetres.
- Please refer to Pages AL001-004 of this sales brochure for the legend of the terms and abbreviations shown on the floor plans and notes that are applicable thereto.

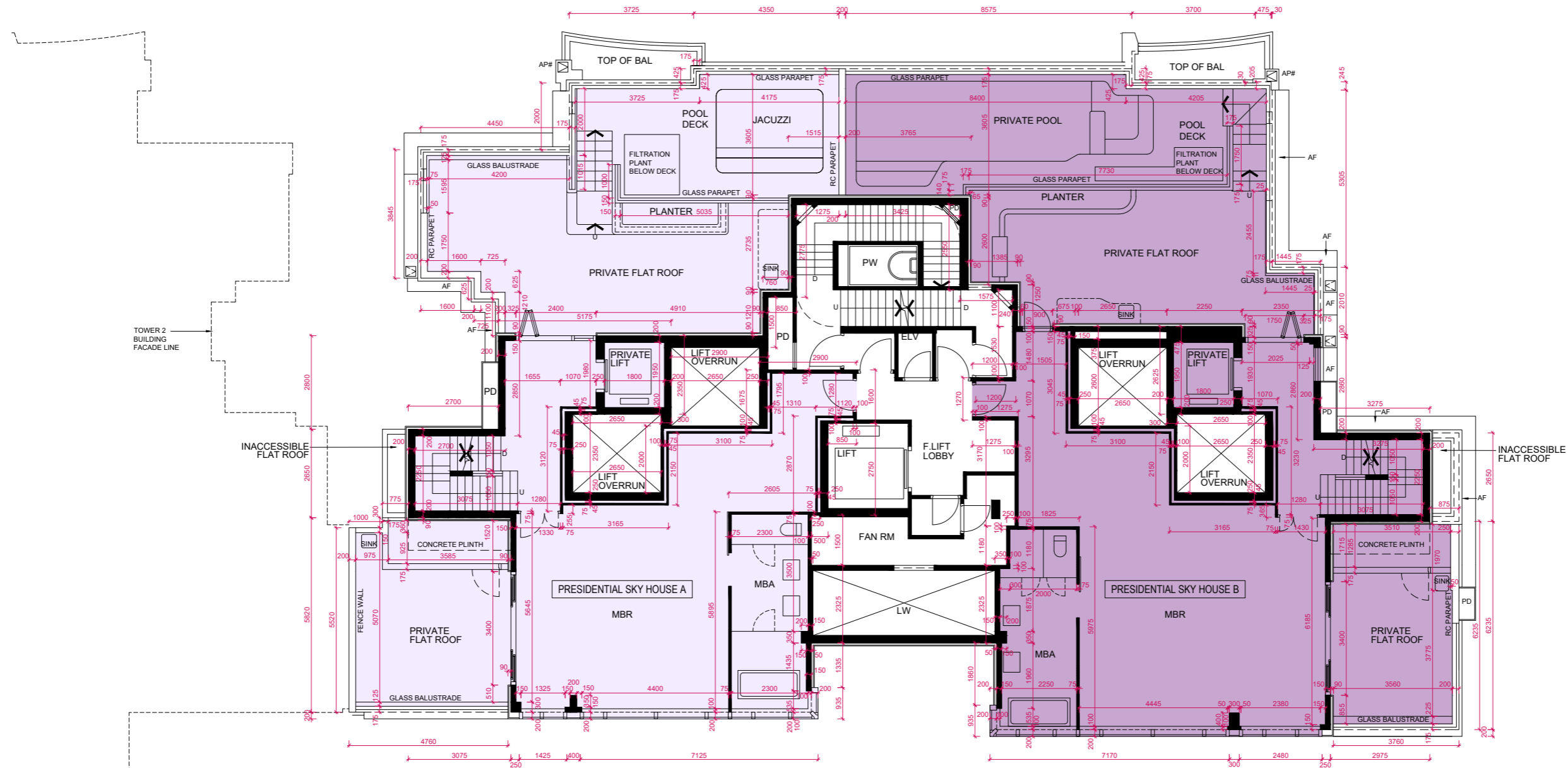
備註:

- 樓面平面圖所列之尺寸為以毫米標示之建築結構尺寸。
- 樓面平面圖中顯示之名詞及簡稱之圖例及其適用的備註，請參閱本售樓說明書第AL001至004頁。

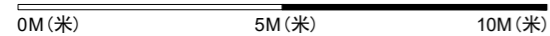
FLOOR PLANS OF RESIDENTIAL PROPERTIES IN THE PHASE

期數的住宅物業的樓面平面圖

Tower 3 (Peak Tower) 50/F
第3座 (Peak Tower) 50樓



Scale 比例



FLOOR PLANS OF RESIDENTIAL PROPERTIES IN THE PHASE

期數的住宅物業的樓面平面圖

Block Name 大廈名稱	Floor 樓層	Flat 單位	The floor-to-floor height of each residential property (mm) 每個住宅物業的層與層之間的高度(毫米)	The thickness of the floor slabs (excluding plaster) of each residential property (mm) 每個住宅物業的樓板(不包括灰泥)的厚度(毫米)
Tower 3 (Peak Tower) 第3座 (Peak Tower)	Main Roof 天台	Presidential Sky House A	3200	175
		Presidential Sky House B	3200	200

The internal areas of the residential properties on the upper floors will generally be slightly larger than those on the lower floors because of the reducing thickness of the structural walls on the upper floors. (This does not apply to the residential properties in the Phase because the design of the Phase does not involve reducing thickness of structural walls of residential properties on the upper floors.)
因住宅物業的較高樓層的結構牆的厚度遞減，較高樓層的內部面積，一般比較低樓層的內部面積稍大。(不適用於期數內的住宅物業，因期數的設計並不牽涉住宅物業的較高樓層的結構牆的厚度遞減。)

Notes:

- The dimensions of the floor plan are all structural dimensions in millimetres.
- Please refer to Pages AL001-004 of this sales brochure for the legend of the terms and abbreviations shown on the floor plans and notes that are applicable thereto.

備註:

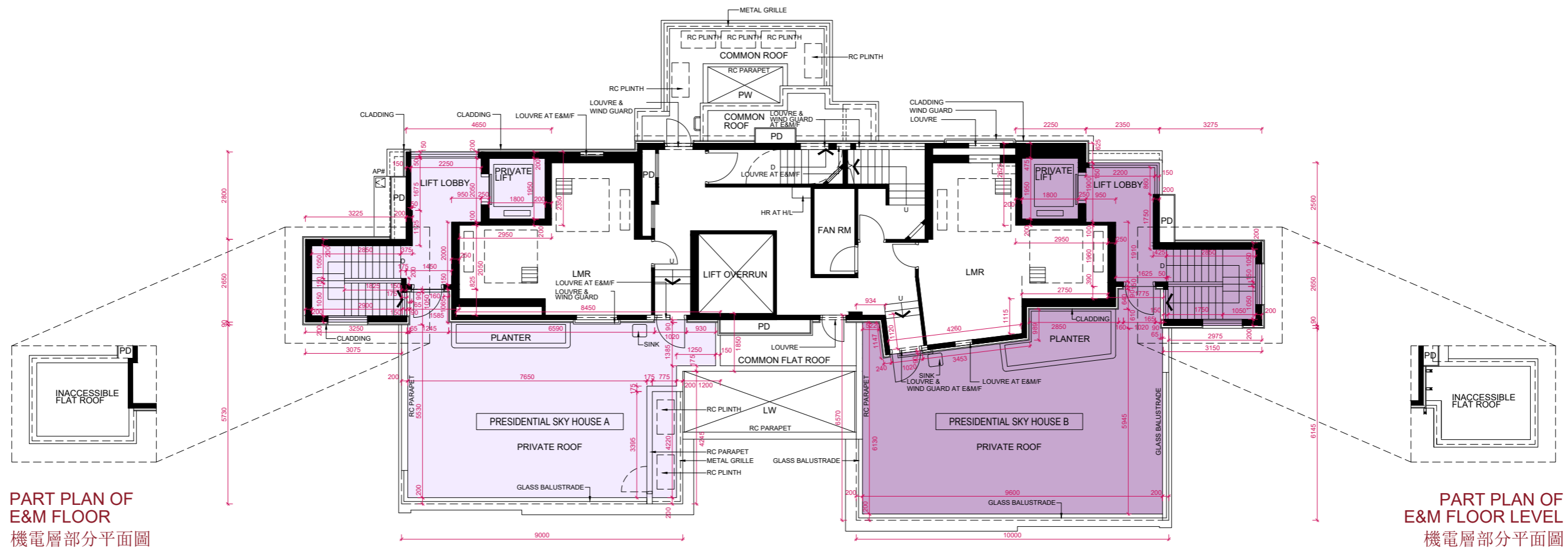
- 樓面平面圖所列之尺寸為以毫米標示之建築結構尺寸。
- 樓面平面圖中顯示之名詞及簡稱之圖例及其適用的備註，請參閱本售樓說明書第AL001至004頁。

FLOOR PLANS OF RESIDENTIAL PROPERTIES IN THE PHASE

期數的住宅物業的樓面平面圖

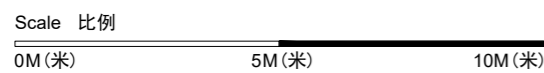
Tower 3 (Peak Tower) Main Roof

第3座 (Peak Tower) 天台



PART PLAN OF
E&M FLOOR
機電層部分平面圖

PART PLAN OF
E&M FLOOR LEVEL
機電層部分平面圖



FLOOR PLANS OF RESIDENTIAL PROPERTIES IN THE PHASE


期數的住宅物業的樓面平面圖

Block Name 大廈名稱	Floor 樓層	Flat 單位	The floor-to-floor height of each residential property (mm) 每個住宅物業的層與層之間的高度(毫米)	The thickness of the floor slabs (excluding plaster) of each residential property (mm) 每個住宅物業的樓板(不包括灰泥)的厚度(毫米)
Tower 5 (Pinnacle Tower) 第5座 (Pinnacle Tower)	32/F 32樓	A	3150, 3200, 3250, 3500	175, 200, 250
		B	3150, 3200, 3250, 3425, 3500	150, 200, 225
		C	3150, 3200, 3250, 3500	150, 175, 200
		D	3150, 3250, 3500	175, 200, 225
		E	3150, 3250, 3350, 3500	150, 175, 200
		F	3150, 3250, 3350, 3500	150, 200
		G	3150, 3250, 3500	200

The internal areas of the residential properties on the upper floors will generally be slightly larger than those on the lower floors because of the reducing thickness of the structural walls on the upper floors. (This does not apply to the residential properties in the Phase because the design of the Phase does not involve reducing thickness of structural walls of residential properties on the upper floors.)
因住宅物業的較高樓層的結構牆的厚度遞減，較高樓層的內部面積，一般比較低樓層的內部面積稍大。(不適用於期數內的住宅物業，因期數的設計並不牽涉住宅物業的較高樓層的結構牆的厚度遞減。)


Notes:

- The dimensions of the floor plan are all structural dimensions in millimetres.
- Please refer to Pages AL001-004 of this sales brochure for the legend of the terms and abbreviations shown on the floor plans and notes that are applicable thereto.
- Dotted line in the format shown below delineates the extent of open kitchen area (if any) in a residential unit.

 Extent of open kitchen area

備註:

- 樓面平面圖所列之尺寸為以毫米標示之建築結構尺寸。
- 樓面平面圖中顯示之名詞及簡稱之圖例及其適用的備註，請參閱本售樓說明書第AL001至004頁。
- 住宅單位內的開放式廚房範圍(如有)以下列格式之虛線勾畫。

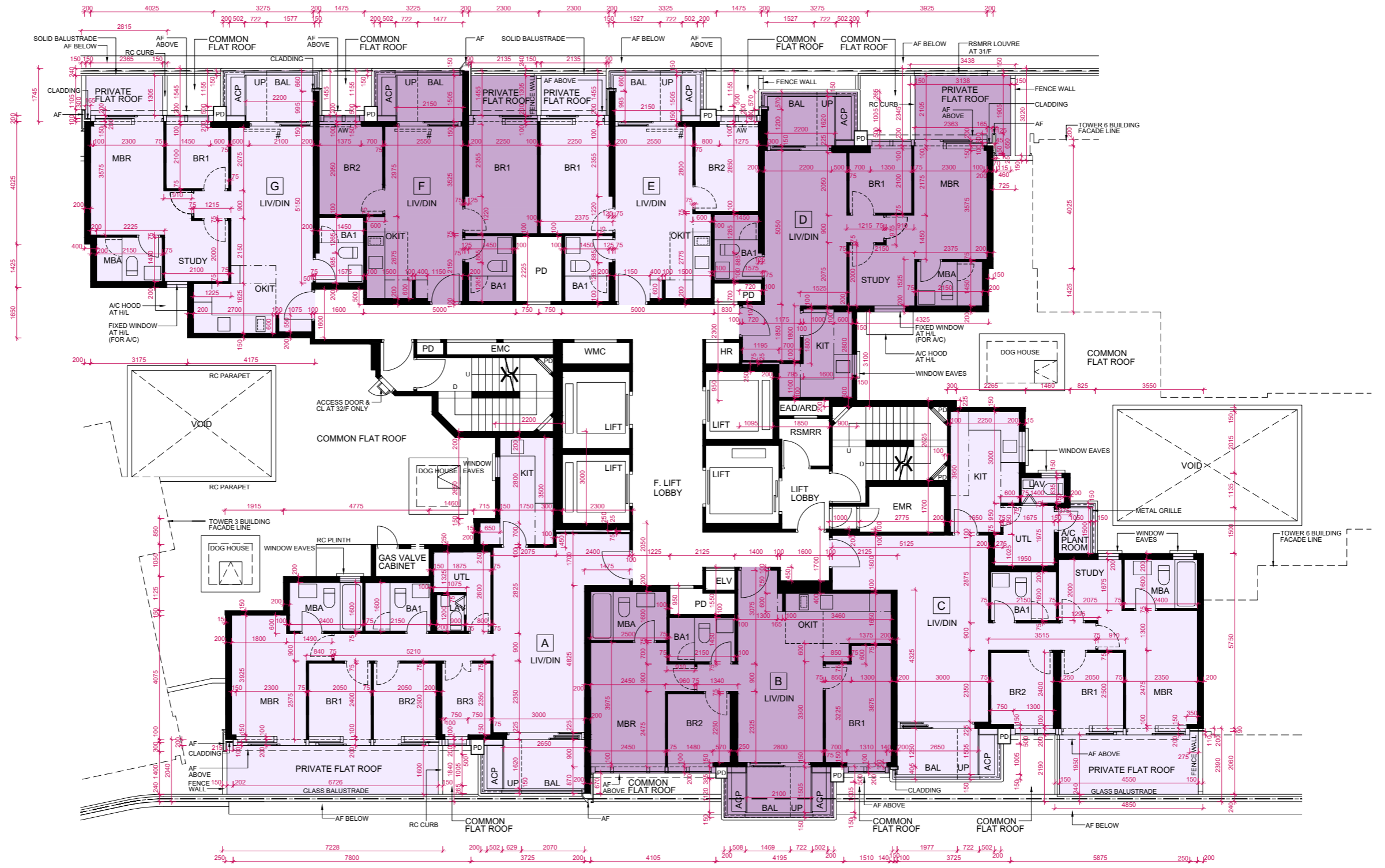
 開放式廚房範圍

FLOOR PLANS OF RESIDENTIAL PROPERTIES IN THE PHASE

期數的住宅物業的樓面平面圖

Tower 5 (Pinnacle Tower) 32/F

第5座 (Pinnacle Tower) 32樓



Scale 比例
 0M (米) 5M (米) 10M (米)

FLOOR PLANS OF RESIDENTIAL PROPERTIES IN THE PHASE


期數的住宅物業的樓面平面圖

Block Name 大廈名稱	Floor 樓層	Flat 單位	The floor-to-floor height of each residential property (mm) 每個住宅物業的層與層之間的高度(毫米)	The thickness of the floor slabs (excluding plaster) of each residential property (mm) 每個住宅物業的樓板(不包括灰泥)的厚度(毫米)
Tower 5 (Pinnacle Tower) 第5座 (Pinnacle Tower)	33/F 33樓	A	3150, 3200, 3250, 3500	150, 175, 200, 250
		B	3150, 3200, 3250, 3500	150, 200, 225
		C	3150, 3200, 3250, 3500	150, 175, 200
		D	3150, 3250, 3500	175, 200, 225
		E	3150, 3250, 3350, 3500	150, 175, 200
		F	3150, 3250, 3350, 3500	150, 200
		G	3150, 3250, 3500	200

The internal areas of the residential properties on the upper floors will generally be slightly larger than those on the lower floors because of the reducing thickness of the structural walls on the upper floors. (This does not apply to the residential properties in the Phase because the design of the Phase does not involve reducing thickness of structural walls of residential properties on the upper floors.)
因住宅物業的較高樓層的結構牆的厚度遞減，較高樓層的內部面積，一般比較低樓層的內部面積稍大。(不適用於期數內的住宅物業，因期數的設計並不牽涉住宅物業的較高樓層的結構牆的厚度遞減。)


Notes:

- The dimensions of the floor plan are all structural dimensions in millimetres.
- Please refer to Pages AL001-004 of this sales brochure for the legend of the terms and abbreviations shown on the floor plans and notes that are applicable thereto.
- Dotted line in the format shown below delineates the extent of open kitchen area (if any) in a residential unit.

 Extent of open kitchen area

備註:

- 樓面平面圖所列之尺寸為以毫米標示之建築結構尺寸。
- 樓面平面圖中顯示之名詞及簡稱之圖例及其適用的備註，請參閱本售樓說明書第AL001至004頁。
- 住宅單位內的開放式廚房範圍(如有)以下列格式之虛線勾畫。

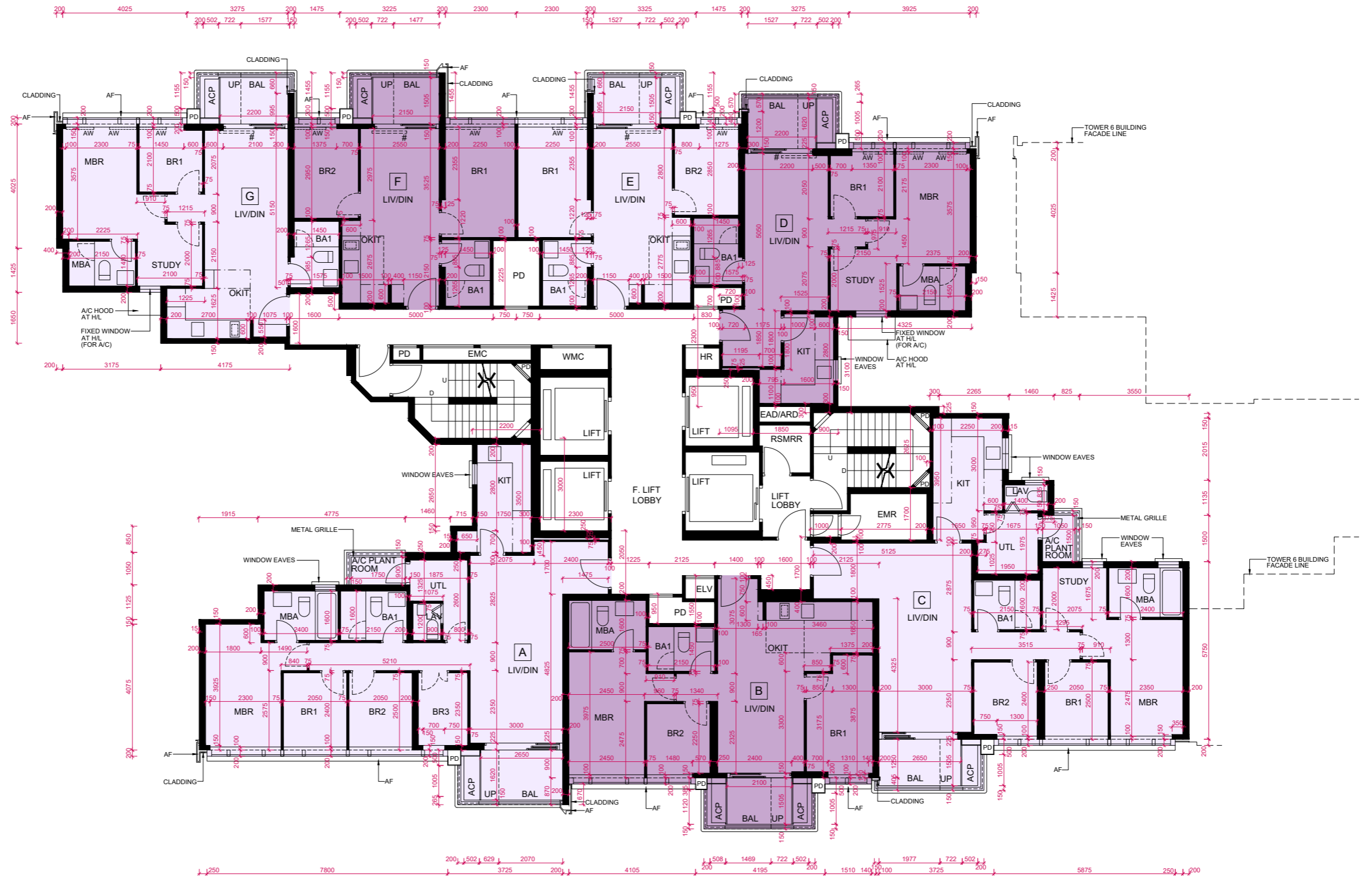
 開放式廚房範圍

FLOOR PLANS OF RESIDENTIAL PROPERTIES IN THE PHASE

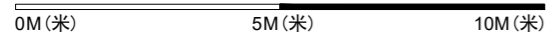
期數的住宅物業的樓面平面圖

Tower 5 (Pinnacle Tower) 33/F

第5座 (Pinnacle Tower) 33樓



Scale 比例



FLOOR PLANS OF RESIDENTIAL PROPERTIES IN THE PHASE


期數的住宅物業的樓面平面圖

Block Name 大廈名稱	Floor 樓層	Flat 單位	The floor-to-floor height of each residential property (mm) 每個住宅物業的層與層之間的高度(毫米)	The thickness of the floor slabs (excluding plaster) of each residential property (mm) 每個住宅物業的樓板(不包括灰泥)的厚度(毫米)
Tower 5 (Pinnacle Tower) 第5座 (Pinnacle Tower)	35/F-39/F 35樓至39樓	A	3150, 3200, 3250, 3500	150, 175, 200, 250
		B	3150, 3200, 3250, 3500	150, 200, 225
		C	3150, 3200, 3250, 3500	150, 175, 200
		D	3150, 3250, 3500	175, 200, 225
		E	3150, 3250, 3350, 3500	150, 175, 200
		F	3150, 3250, 3350, 3500	150, 200
		G	3150, 3250, 3500	200
	40/F 40樓	A	3200, 3250, 3270, 3500	150, 175, 200, 250
		B	3050, 3200, 3250, 3500	200, 225
		C	3200, 3250, 3500	150, 175, 200
		D	3200, 3250, 3500	175, 200, 225
		E	3200, 3250, 3500	150, 175, 200
		F	3200, 3250, 3500	150, 175, 200
		G	3200, 3250, 3500	175, 200, 250

The internal areas of the residential properties on the upper floors will generally be slightly larger than those on the lower floors because of the reducing thickness of the structural walls on the upper floors. (This does not apply to the residential properties in the Phase because the design of the Phase does not involve reducing thickness of structural walls of residential properties on the upper floors.)
因住宅物業的較高樓層的結構牆的厚度遞減，較高樓層的內部面積，一般比較低樓層的內部面積稍大。(不適用於期數內的住宅物業，因期數的設計並不牽涉住宅物業的較高樓層的結構牆的厚度遞減。)


Notes:

- The dimensions of the floor plan are all structural dimensions in millimetres.
- Please refer to Pages AL001-004 of this sales brochure for the legend of the terms and abbreviations shown on the floor plans and notes that are applicable thereto.
- Dotted line in the format shown below delineates the extent of open kitchen area (if any) in a residential unit.

 Extent of open kitchen area

備註:

- 樓面平面圖所列之尺寸為以毫米標示之建築結構尺寸。
- 樓面平面圖中顯示之名詞及簡稱之圖例及其適用的備註，請參閱本售樓說明書第AL001至004頁。
- 住宅單位內的開放式廚房範圍(如有)以下列格式之虛線勾畫。

 開放式廚房範圍

FLOOR PLANS OF RESIDENTIAL PROPERTIES IN THE PHASE

期數的住宅物業的樓面平面圖

Tower 5 (Pinnacle Tower) 35/F-40/F 第5座 (Pinnacle Tower) 35樓至40樓

FOR INFORMATION ON THE CURVED ARCHITECTURAL FEATURES ON 36/F, 38/F & 39/F, PLEASE REFER TO PART PLAN OF FLAT D & FLAT G ON 36/F, 38/F & 39/F IN AL049

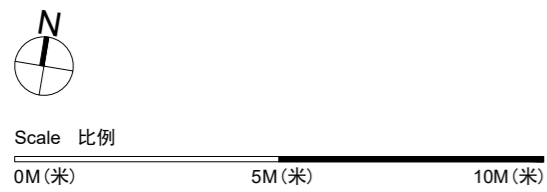
有關位於36樓、38樓及39樓的彎形建築裝飾，請參閱AL049的36樓、38樓及39樓D單位及G單位部分平面圖

NOTE:
1. THERE IS NO CURVED ARCHITECTURAL FEATURE FOR FLAT A, FLAT C, FLAT D & FLAT G ON THE 37/F & 40/F.

備註：
1. 37樓及40樓A單位、C單位、D單位及G單位沒有彎形建築裝飾。

FOR INFORMATION ON THE CURVED ARCHITECTURAL FEATURES ON 36/F, 38/F & 39/F, PLEASE REFER TO PART PLAN OF FLAT A & FLAT C ON 36/F, 38/F & 39/F IN AL050

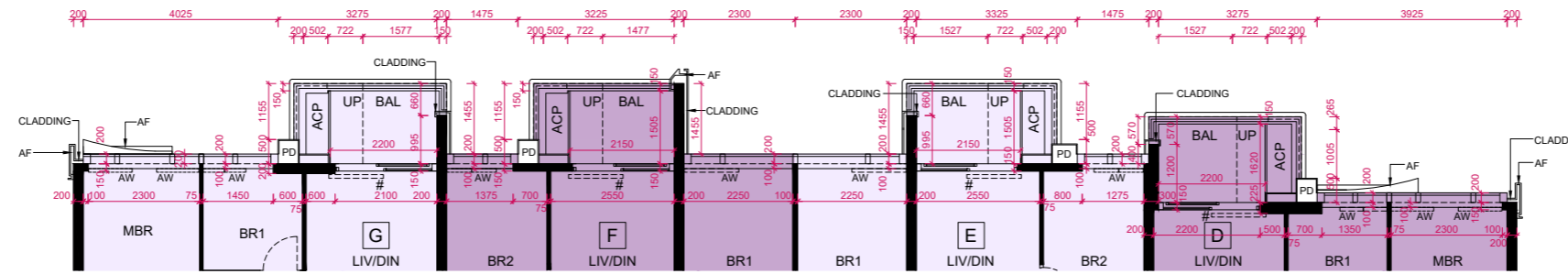
有關位於36樓、38樓及39樓的彎形建築裝飾，請參閱AL050的36樓、38樓及39樓A單位及C單位部分平面圖



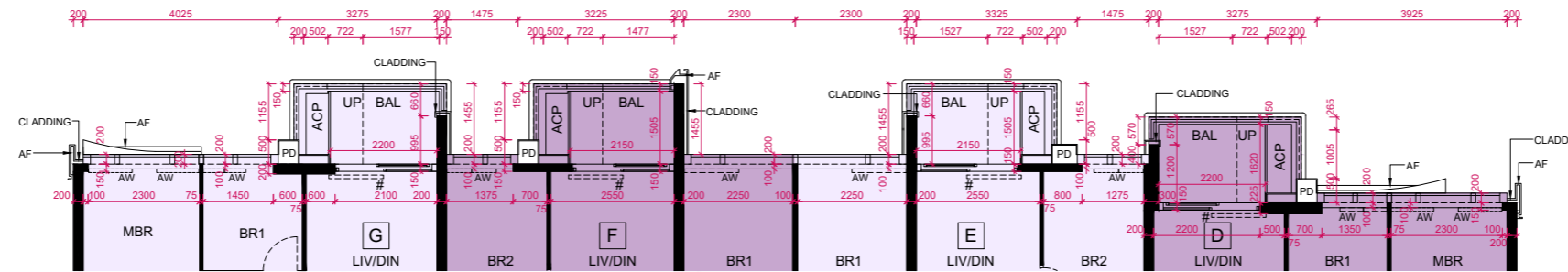
FLOOR PLANS OF RESIDENTIAL PROPERTIES IN THE PHASE

期數的住宅物業的樓面平面圖

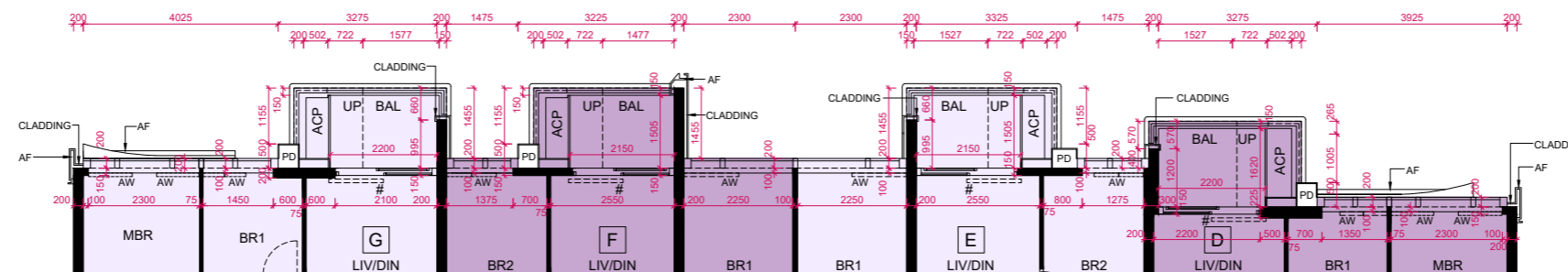
Tower 5 (Pinnacle Tower) 35/F-40/F 第5座 (Pinnacle Tower) 35樓至40樓



PART PLAN OF FLAT D & FLAT G ON 39/F
39樓D單位及G單位部分平面圖



PART PLAN OF FLAT D & FLAT G ON 38/F
38樓D單位及G單位部分平面圖



PART PLAN OF FLAT D & FLAT G ON 36/F
36樓D單位及G單位部分平面圖



Scale 比例
0M(米) 5M(米) 10M(米)

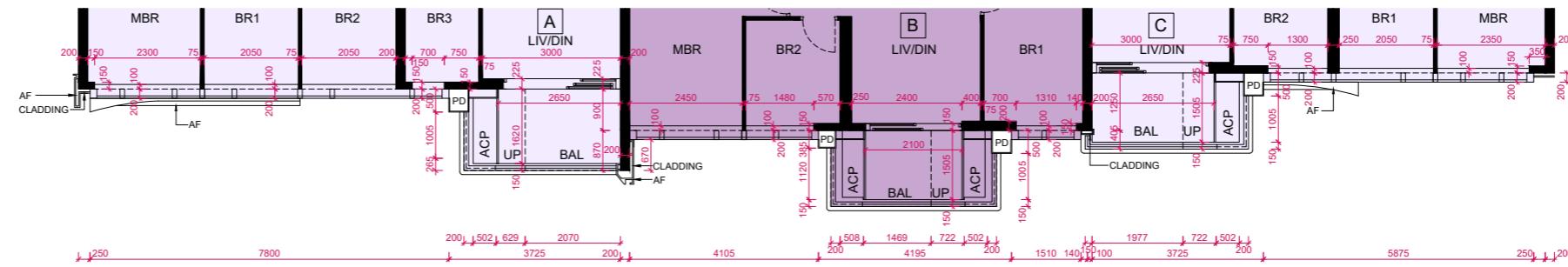
FLOOR PLANS OF RESIDENTIAL PROPERTIES IN THE PHASE

期數的住宅物業的樓面平面圖

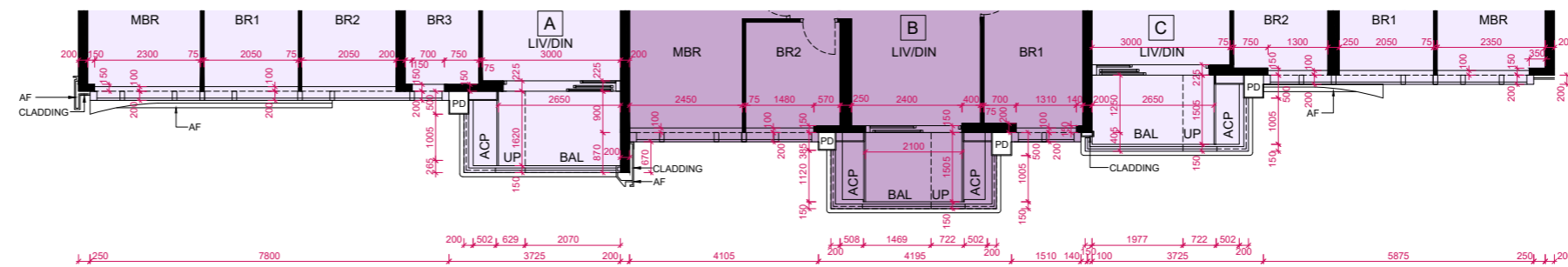
Tower 5 (Pinnacle Tower) 35/F-40/F

第5座 (Pinnacle Tower) 35樓至40樓

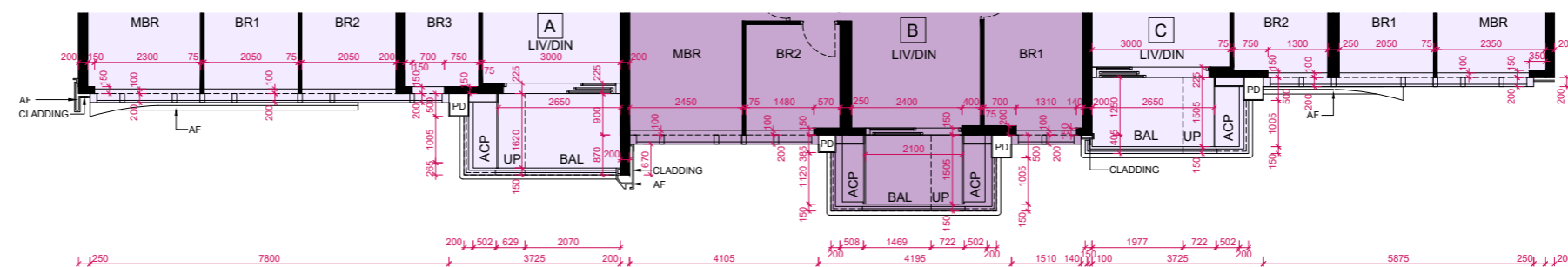
PART PLAN OF FLAT A & FLAT C ON 39/F
39樓A單位及C單位部分平面圖



PART PLAN OF FLAT A & FLAT C ON 38/F
38樓A單位及C單位部分平面圖



PART PLAN OF FLAT A & FLAT C ON 36/F
36樓A單位及C單位部分平面圖



Scale 比例
0M(米) 5M(米) 10M(米)

FLOOR PLANS OF RESIDENTIAL PROPERTIES IN THE PHASE

期數的住宅物業的樓面平面圖

Block Name 大廈名稱	Floor 樓層	Flat 單位	The floor-to-floor height of each residential property (mm) 每個住宅物業的層與層之間的高度(毫米)	The thickness of the floor slabs (excluding plaster) of each residential property (mm) 每個住宅物業的樓板(不包括灰泥)的厚度(毫米)
Tower 5 (Pinnacle Tower) 第5座 (Pinnacle Tower)	41/F 41樓	Prestige Sky Villa A	3050, 3100, 3150, 3200, 3250, 3500	200, 250
		Prestige Sky Villa B	3150, 3200, 3250, 3500	175, 200

The internal areas of the residential properties on the upper floors will generally be slightly larger than those on the lower floors because of the reducing thickness of the structural walls on the upper floors. (This does not apply to the residential properties in the Phase because the design of the Phase does not involve reducing thickness of structural walls of residential properties on the upper floors.)
因住宅物業的較高樓層的結構牆的厚度遞減，較高樓層的內部面積，一般比較低樓層的內部面積稍大。(不適用於期數內的住宅物業，因期數的設計並不牽涉住宅物業的較高樓層的結構牆的厚度遞減。)

Notes:

- The dimensions of the floor plan are all structural dimensions in millimetres.
- Please refer to Pages AL001-004 of this sales brochure for the legend of the terms and abbreviations shown on the floor plans and notes that are applicable thereto.

備註:

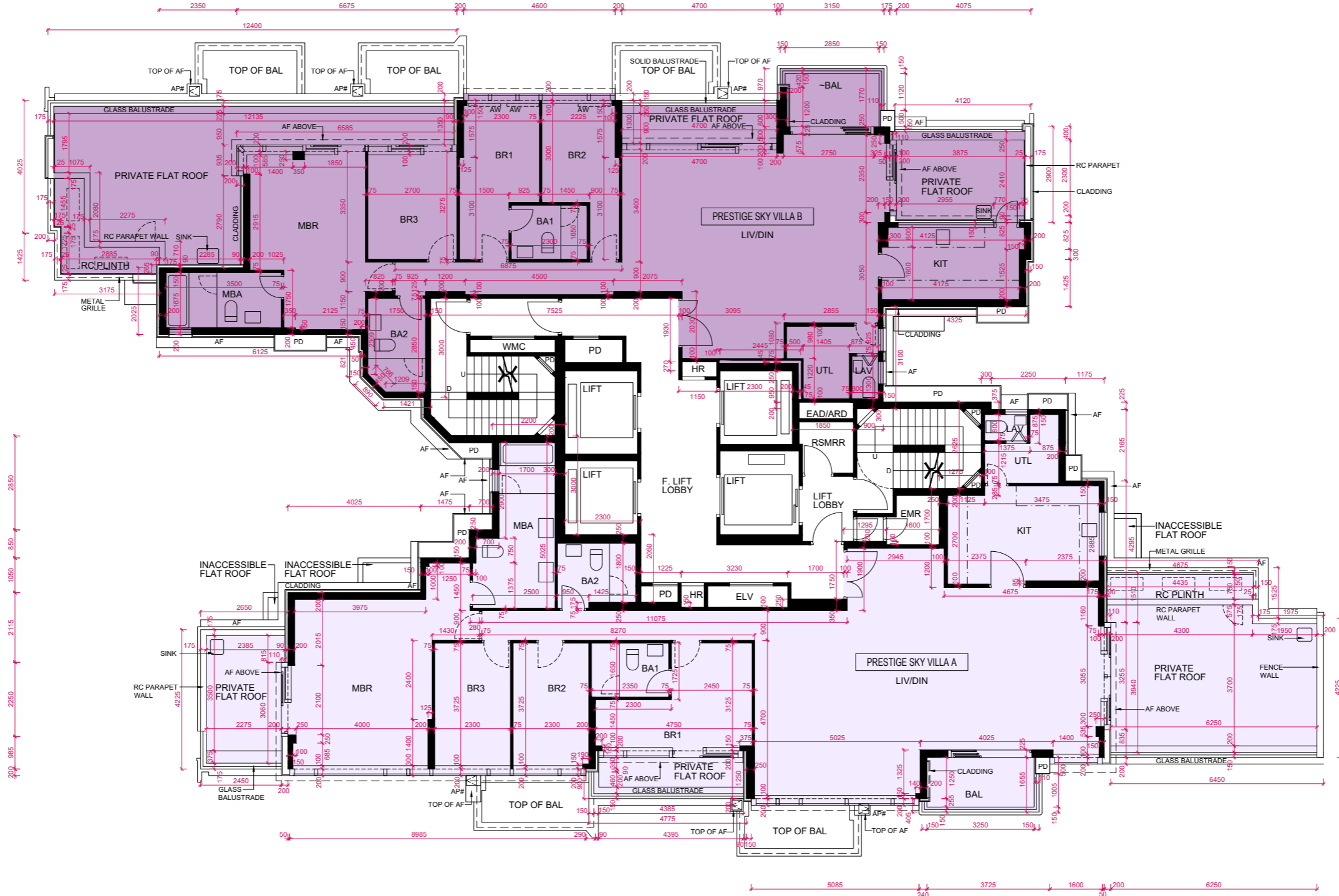
- 樓面平面圖所列之尺寸為以毫米標示之建築結構尺寸。
- 樓面平面圖中顯示之名詞及簡稱之圖例及其適用的備註，請參閱本售樓說明書第AL001至004頁。

FLOOR PLANS OF RESIDENTIAL PROPERTIES IN THE PHASE

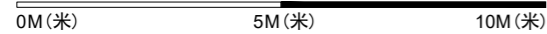
期數的住宅物業的樓面平面圖

Tower 5 (Pinnacle Tower) 41/F

第5座 (Pinnacle Tower) 41樓



Scale 比例



FLOOR PLANS OF RESIDENTIAL PROPERTIES IN THE PHASE

期數的住宅物業的樓面平面圖

Block Name 大廈名稱	Floor 樓層	Flat 單位	The floor-to-floor height of each residential property (mm) 每個住宅物業的層與層之間的高度(毫米)	The thickness of the floor slabs (excluding plaster) of each residential property (mm) 每個住宅物業的樓板(不包括灰泥)的厚度(毫米)
Tower 5 (Pinnacle Tower) 第5座 (Pinnacle Tower)	42/F 42樓	Prestige Sky Penthouse A	3200, 3500	200, 250
		Prestige Sky Penthouse B	3500	200

The internal areas of the residential properties on the upper floors will generally be slightly larger than those on the lower floors because of the reducing thickness of the structural walls on the upper floors. (This does not apply to the residential properties in the Phase because the design of the Phase does not involve reducing thickness of structural walls of residential properties on the upper floors.)
因住宅物業的較高樓層的結構牆的厚度遞減，較高樓層的內部面積，一般比較低樓層的內部面積稍大。(不適用於期數內的住宅物業，因期數的設計並不牽涉住宅物業的較高樓層的結構牆的厚度遞減。)

Notes:

- The dimensions of the floor plan are all structural dimensions in millimetres.
- Please refer to Pages AL001-004 of this sales brochure for the legend of the terms and abbreviations shown on the floor plans and notes that are applicable thereto.

備註:

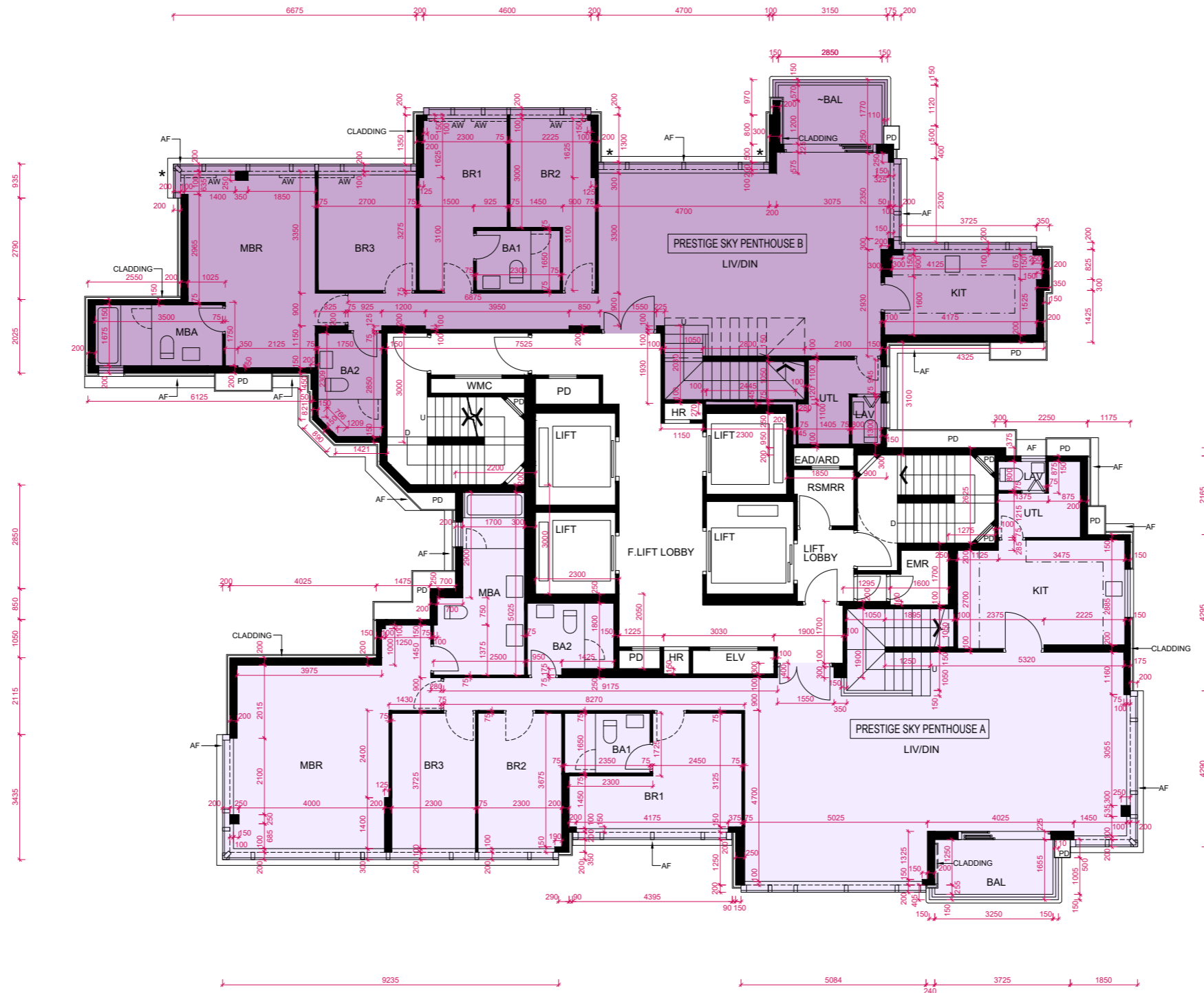
- 樓面平面圖所列之尺寸為以毫米標示之建築結構尺寸。
- 樓面平面圖中顯示之名詞及簡稱之圖例及其適用的備註，請參閱本售樓說明書第AL001至004頁。

FLOOR PLANS OF RESIDENTIAL PROPERTIES IN THE PHASE

期數的住宅物業的樓面平面圖

Tower 5 (Pinnacle Tower) 42/F

第5座 (Pinnacle Tower) 42樓



Scale 比例

0M(米) 5M(米) 10M(米)

FLOOR PLANS OF RESIDENTIAL PROPERTIES IN THE PHASE

期數的住宅物業的樓面平面圖

Block Name 大廈名稱	Floor 樓層	Flat 單位	The floor-to-floor height of each residential property (mm) 每個住宅物業的層與層之間的高度(毫米)	The thickness of the floor slabs (excluding plaster) of each residential property (mm) 每個住宅物業的樓板(不包括灰泥)的厚度(毫米)
Tower 5 (Pinnacle Tower) 第5座 (Pinnacle Tower)	Main Roof 天台	Prestige Sky Penthouse A	Not Applicable 不適用	Not Applicable 不適用
		Prestige Sky Penthouse B	Not Applicable 不適用	Not Applicable 不適用

The internal areas of the residential properties on the upper floors will generally be slightly larger than those on the lower floors because of the reducing thickness of the structural walls on the upper floors. (This does not apply to the residential properties in the Phase because the design of the Phase does not involve reducing thickness of structural walls of residential properties on the upper floors.)
因住宅物業的較高樓層的結構牆的厚度遞減，較高樓層的內部面積，一般比較低樓層的內部面積稍大。(不適用於期數內的住宅物業，因期數的設計並不牽涉住宅物業的較高樓層的結構牆的厚度遞減。)

Notes:

- The dimensions of the floor plan are all structural dimensions in millimetres.
- Please refer to Pages AL001-004 of this sales brochure for the legend of the terms and abbreviations shown on the floor plans and notes that are applicable thereto.

備註:

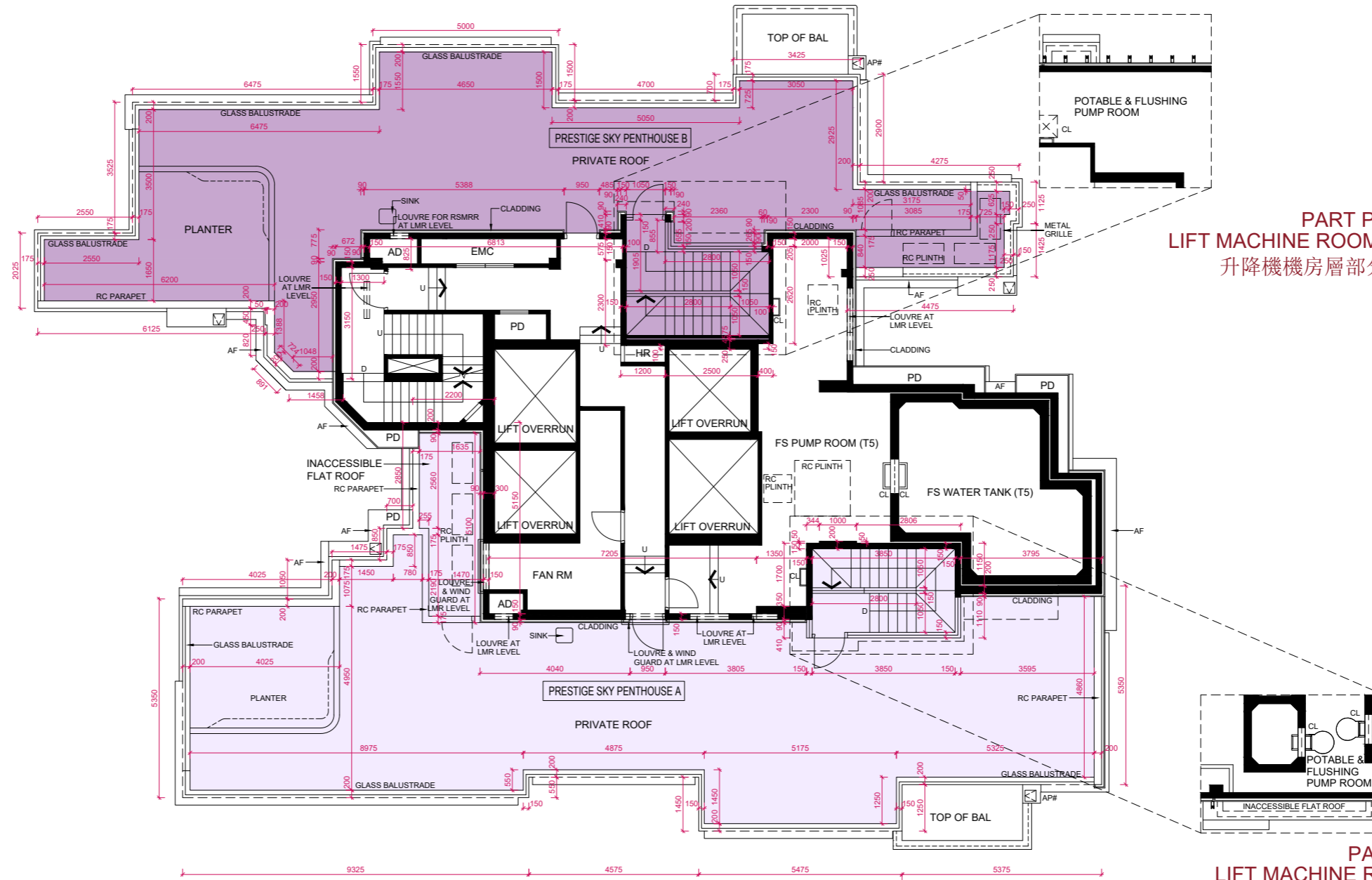
- 樓面平面圖所列之尺寸為以毫米標示之建築結構尺寸。
- 樓面平面圖中顯示之名詞及簡稱之圖例及其適用的備註，請參閱本售樓說明書第AL001至004頁。

FLOOR PLANS OF RESIDENTIAL PROPERTIES IN THE PHASE

期數的住宅物業的樓面平面圖

Tower 5 (Pinnacle Tower) Main Roof

第5座 (Pinnacle Tower) 天台



PART PLAN OF
LIFT MACHINE ROOM LEVEL
升降機機房層部分平面圖

PART PLAN OF
LIFT MACHINE ROOM LEVEL
升降機機房層部分平面圖



Scale 比例
0M(米) 5M(米) 10M(米)

FLOOR PLANS OF RESIDENTIAL PROPERTIES IN THE PHASE


期數的住宅物業的樓面平面圖

Block Name 大廈名稱	Floor 樓層	Flat 單位	The floor-to-floor height of each residential property (mm) 每個住宅物業的層與層之間的高度(毫米)	The thickness of the floor slabs (excluding plaster) of each residential property (mm) 每個住宅物業的樓板(不包括灰泥)的厚度(毫米)
Tower 6 (Apex Tower) 第6座 (Apex Tower)	32/F 32樓	A	3150, 3200, 3250, 3350, 3500	175, 200, 250
		B	3150, 3200, 3250, 3500	150, 200, 225
		C	3150, 3200, 3250, 3500	150, 175, 200, 225
		D	3150, 3250, 3500	150, 175, 200
		E	3150, 3250, 3500	150, 200
		F	3250, 3350, 3500	150, 200
		G	3150, 3250, 3350, 3500	150, 200
		H	3150, 3250, 3500	150, 175, 200, 225

The internal areas of the residential properties on the upper floors will generally be slightly larger than those on the lower floors because of the reducing thickness of the structural walls on the upper floors. (This does not apply to the residential properties in the Phase because the design of the Phase does not involve reducing thickness of structural walls of residential properties on the upper floors.)
因住宅物業的較高樓層的結構牆的厚度遞減，較高樓層的內部面積，一般比較低樓層的內部面積稍大。(不適用於期數內的住宅物業，因期數的設計並不牽涉住宅物業的較高樓層的結構牆的厚度遞減。)


Notes:

- The dimensions of the floor plan are all structural dimensions in millimetres.
- Please refer to Pages AL001-004 of this sales brochure for the legend of the terms and abbreviations shown on the floor plans and notes that are applicable thereto.
- Dotted line in the format shown below delineates the extent of open kitchen area (if any) in a residential unit.

 Extent of open kitchen area

備註:

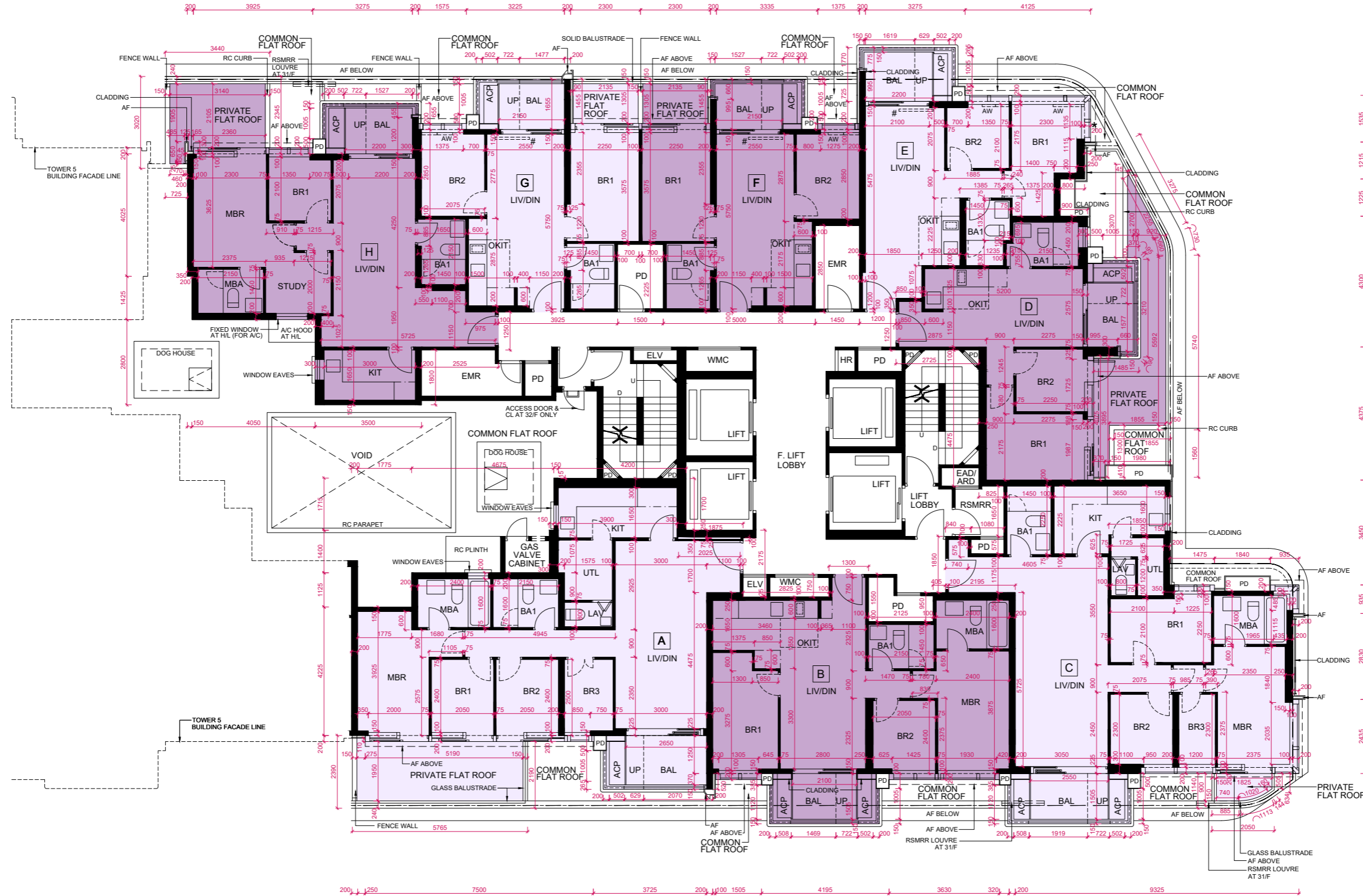
- 樓面平面圖所列之尺寸為以毫米標示之建築結構尺寸。
- 樓面平面圖中顯示之名詞及簡稱之圖例及其適用的備註，請參閱本售樓說明書第AL001至004頁。
- 住宅單位內的開放式廚房範圍(如有)以下列格式之虛線勾畫。

 開放式廚房範圍

FLOOR PLANS OF RESIDENTIAL PROPERTIES IN THE PHASE

期數的住宅物業的樓面平面圖

Tower 6 (Apex Tower) 32/F 第6座 (Apex Tower) 32樓



Scale 比例



FLOOR PLANS OF RESIDENTIAL PROPERTIES IN THE PHASE


期數的住宅物業的樓面平面圖

Block Name 大廈名稱	Floor 樓層	Flat 單位	The floor-to-floor height of each residential property (mm) 每個住宅物業的層與層之間的高度(毫米)	The thickness of the floor slabs (excluding plaster) of each residential property (mm) 每個住宅物業的樓板(不包括灰泥)的厚度(毫米)
Tower 6 (Apex Tower) 第6座 (Apex Tower)	33/F 33樓	A	3150, 3200, 3250, 3350, 3500	175, 200, 250
		B	3150, 3200, 3250, 3500	150, 200, 225
		C	3150, 3250, 3500	150, 175, 200, 225
		D	3150, 3250, 3500	150, 175, 200
		E	3150, 3250, 3500	150, 200
		F	3250, 3350, 3500	150, 200
		G	3150, 3250, 3350, 3500	150, 200
		H	3150, 3250, 3500	150, 175, 200, 225

The internal areas of the residential properties on the upper floors will generally be slightly larger than those on the lower floors because of the reducing thickness of the structural walls on the upper floors. (This does not apply to the residential properties in the Phase because the design of the Phase does not involve reducing thickness of structural walls of residential properties on the upper floors.)
因住宅物業的較高樓層的結構牆的厚度遞減，較高樓層的內部面積，一般比較低樓層的內部面積稍大。(不適用於期數內的住宅物業，因期數的設計並不牽涉住宅物業的較高樓層的結構牆的厚度遞減。)


Notes:

- The dimensions of the floor plan are all structural dimensions in millimetres.
- Please refer to Pages AL001-004 of this sales brochure for the legend of the terms and abbreviations shown on the floor plans and notes that are applicable thereto.
- Dotted line in the format shown below delineates the extent of open kitchen area (if any) in a residential unit.

 Extent of open kitchen area

備註:

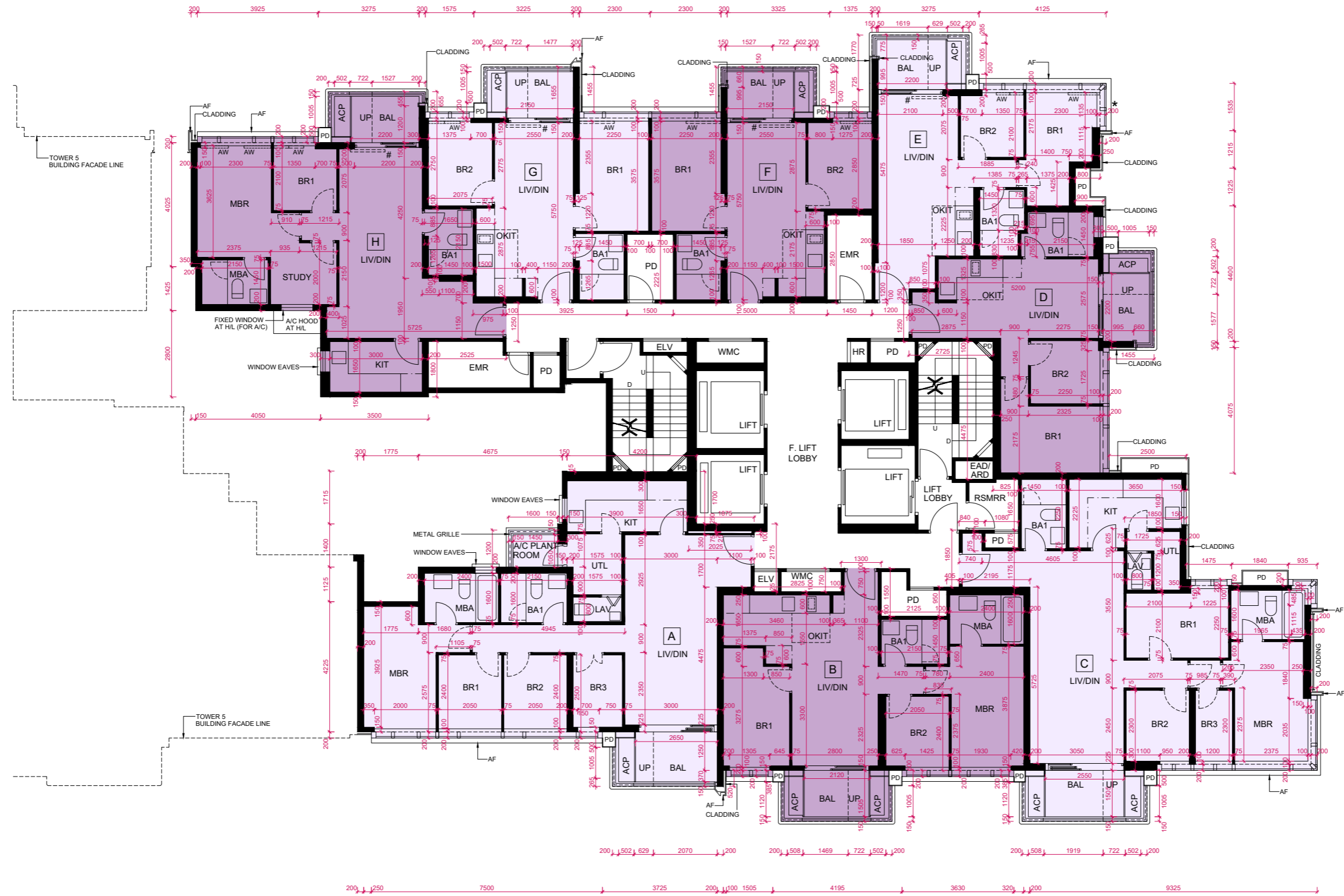
- 樓面平面圖所列之尺寸為以毫米標示之建築結構尺寸。
- 樓面平面圖中顯示之名詞及簡稱之圖例及其適用的備註，請參閱本售樓說明書第AL001至004頁。
- 住宅單位內的開放式廚房範圍（如有）以下列格式之虛線勾畫。

 開放式廚房範圍

FLOOR PLANS OF RESIDENTIAL PROPERTIES IN THE PHASE

期數的住宅物業的樓面平面圖

Tower 6 (Apex Tower) 33/F
第6座 (Apex Tower) 33樓



Scale 比例
0M(米) 5M(米) 10M(米)

FLOOR PLANS OF RESIDENTIAL PROPERTIES IN THE PHASE

期數的住宅物業的樓面平面圖

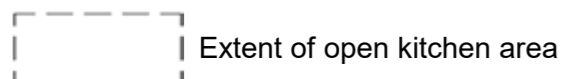
Block Name 大廈名稱	Floor 樓層	Flat 單位	The floor-to-floor height of each residential property (mm) 每個住宅物業的層與層之間的高度(毫米)	The thickness of the floor slabs (excluding plaster) of each residential property (mm) 每個住宅物業的樓板(不包括灰泥)的厚度(毫米)
Tower 6 (Apex Tower) 第6座 (Apex Tower)	35/F-39/F 35樓至39樓	A	3150, 3200, 3250, 3350, 3500	175, 200, 250
		B	3150, 3200, 3250, 3500	150, 200, 225
		C	3150, 3250, 3500	150, 175, 200, 225
		D	3150, 3250, 3500	150, 175, 200
		E	3150, 3250, 3500	150, 200
		F	3250, 3350, 3500	150, 200
		G	3150, 3250, 3350, 3500	150, 200
		H	3150, 3250, 3500	150, 175, 200, 225
	40/F 40樓	A	3050, 3100, 3150, 3200, 3250, 3270, 3500	150, 200, 250
		B	3150, 3200, 3250, 3500	150, 200
		C	3200, 3500	150, 200, 225
		D	3150, 3200, 3250, 3500	150, 175, 200
		E	3200, 3500	150, 175, 200
		F	3500	150, 175, 200
		G	3200, 3250, 3500	150, 175, 200
		H	3200, 3250, 3500	200, 225, 250

The internal areas of the residential properties on the upper floors will generally be slightly larger than those on the lower floors because of the reducing thickness of the structural walls on the upper floors. (This does not apply to the residential properties in the Phase because the design of the Phase does not involve reducing thickness of structural walls of residential properties on the upper floors.)

因住宅物業的較高樓層的結構牆的厚度遞減，較高樓層的內部面積，一般比較低樓層的內部面積稍大。(不適用於期數內的住宅物業，因期數的設計並不牽涉住宅物業的較高樓層的結構牆的厚度遞減。)

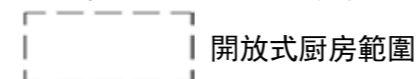
Notes:

- The dimensions of the floor plan are all structural dimensions in millimetres.
- Please refer to Pages AL001-004 of this sales brochure for the legend of the terms and abbreviations shown on the floor plans and notes that are applicable thereto.
- Dotted line in the format shown below delineates the extent of open kitchen area (if any) in a residential unit.



備註:

- 樓面平面圖所列之尺寸為以毫米標示之建築結構尺寸。
- 樓面平面圖中顯示之名詞及簡稱之圖例及其適用的備註，請參閱本售樓說明書第AL001至004頁。
- 住宅單位內的開放式廚房範圍(如有)以下列格式之虛綫勾畫。



FLOOR PLANS OF RESIDENTIAL PROPERTIES IN THE PHASE

期數的住宅物業的樓面平面圖

Tower 6 (Apex Tower) 35/F-40/F

第6座 (Apex Tower) 35樓至40樓



FOR INFORMATION ON THE CURVED ARCHITECTURAL FEATURES ON 36/F, 38/F & 39/F, PLEASE REFER TO PART PLAN OF FLAT E & FLAT H ON 36/F, 38/F & 39/F IN AL063

有關位於36樓、38樓至39樓的彎形建築裝飾，請參閱AL063的36樓、38樓及39樓E單位及H單位部分平面圖

NOTE:
1. THERE IS NO CURVED ARCHITECTURAL FEATURE FOR FLAT A, FLAT C, FLAT E & FLAT H ON THE 37/F & 40/F.

備註:
1. 37樓及40樓A單位、C單位、E單位及H單位沒有彎形建築裝飾

FOR INFORMATION ON THE CURVED ARCHITECTURAL FEATURES ON 36/F, 38/F & 39/F, PLEASE REFER TO PART PLAN OF FLAT A & FLAT C ON 36/F, 38/F & 39/F IN AL064

有關位於36樓、38樓至39樓的彎形建築裝飾，請參閱AL064的36樓、38樓及39樓A單位及C單位部分平面圖



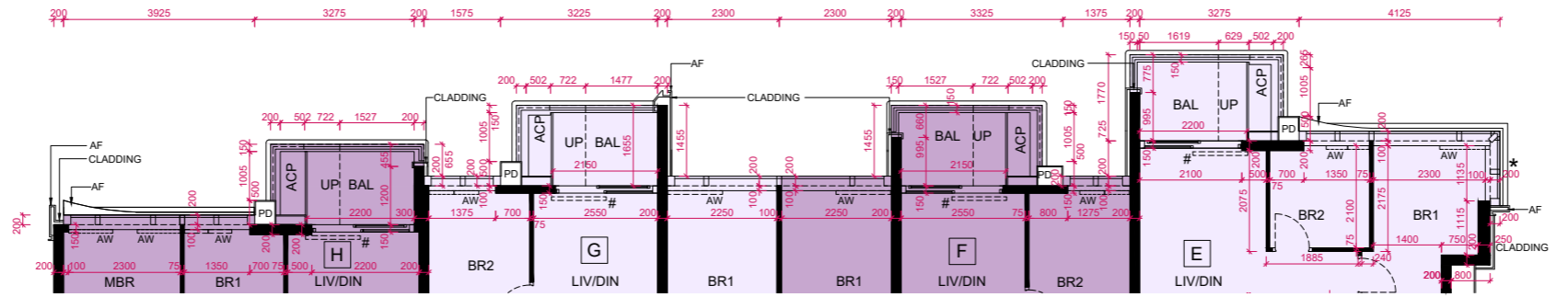
Scale 比例
0M(米) 5M(米) 10M(米)

FLOOR PLANS OF RESIDENTIAL PROPERTIES IN THE PHASE

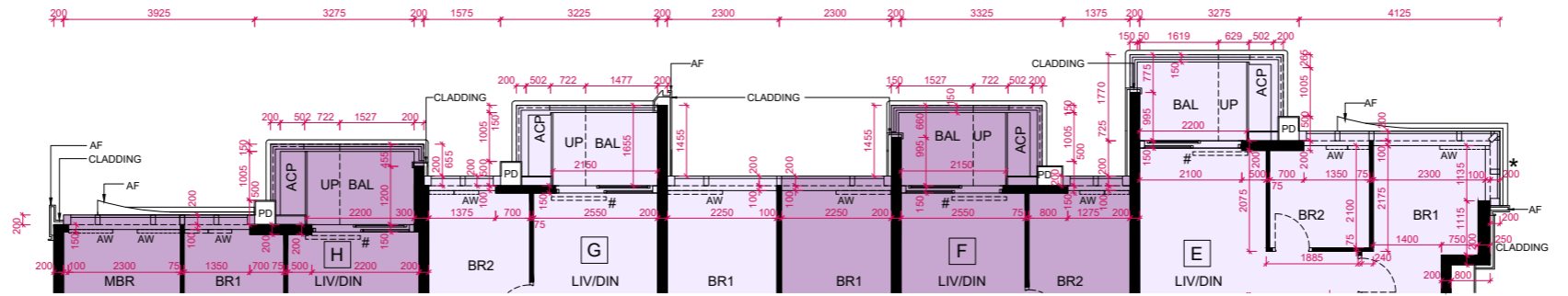
期數的住宅物業的樓面平面圖

Tower 6 (Apex Tower) 35/F-40/F 第6座 (Apex Tower) 35樓至40樓

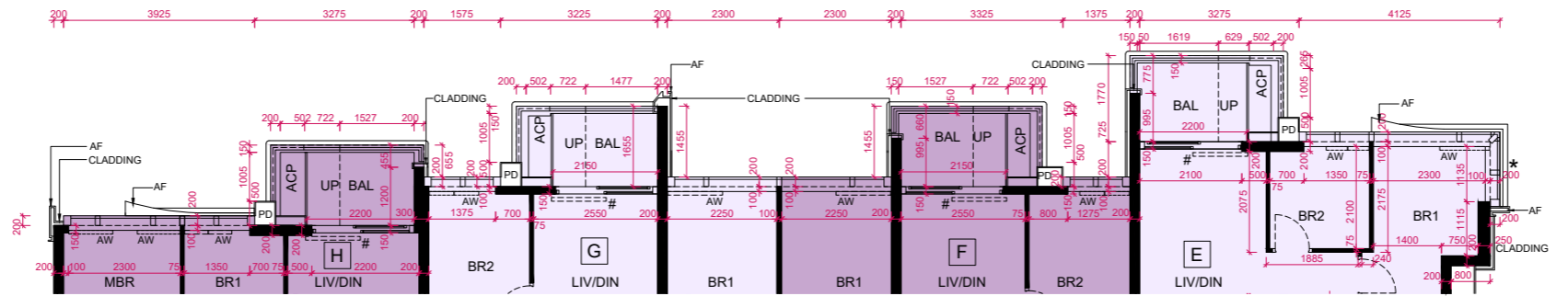
PART PLAN OF FLAT E & FLAT H ON 39/F
39樓E單位及H單位部分平面圖



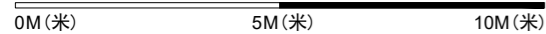
PART PLAN OF FLAT E & FLAT H ON 38/F
38樓E單位及H單位部分平面圖



PART PLAN OF FLAT E & FLAT H ON 36/F
36樓E單位及H單位部分平面圖



Scale 比例



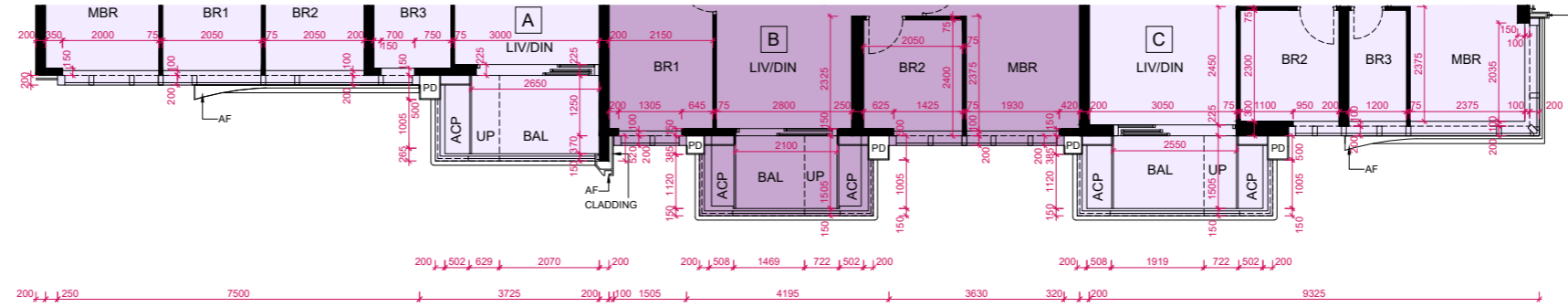
FLOOR PLANS OF RESIDENTIAL PROPERTIES IN THE PHASE

期數的住宅物業的樓面平面圖

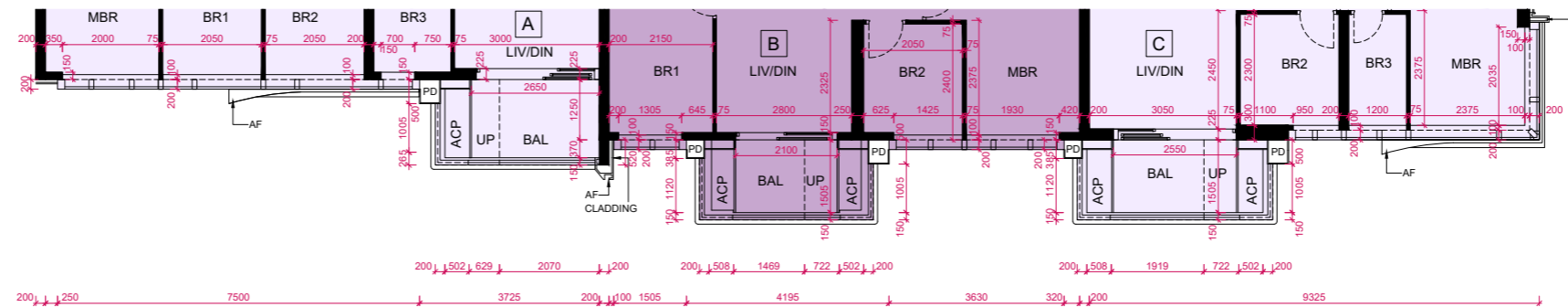
Tower 6 (Apex Tower) 35/F-40/F

第6座 (Apex Tower) 35樓至40樓

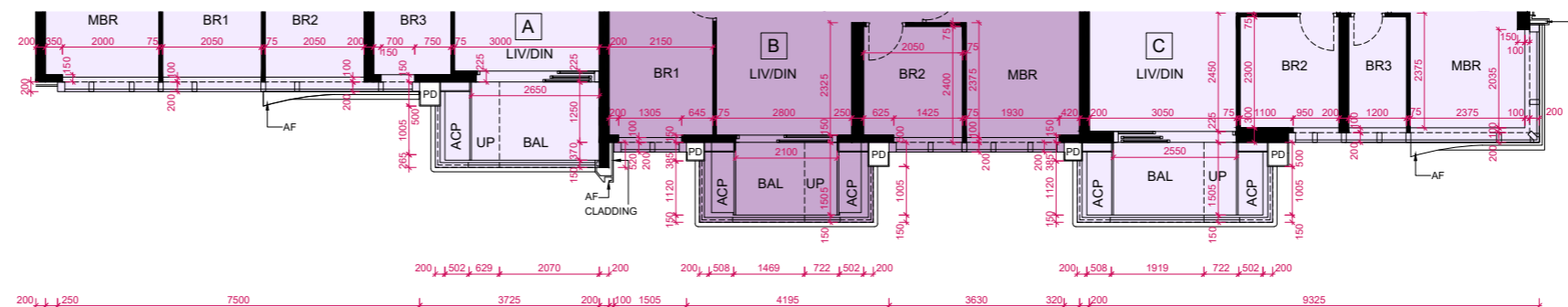
PART PLAN OF FLAT A & FLAT C ON 39/F
39樓A單位及C單位部分平面圖



PART PLAN OF FLAT A & FLAT C ON 38/F
38樓A單位及C單位部分平面圖



PART PLAN OF FLAT A & FLAT C ON 36/F
36樓A單位及C單位部分平面圖



Scale 比例

0M (米) 5M (米) 10M (米)

FLOOR PLANS OF RESIDENTIAL PROPERTIES IN THE PHASE

期數的住宅物業的樓面平面圖

Block Name 大廈名稱	Floor 樓層	Flat 單位	The floor-to-floor height of each residential property (mm) 每個住宅物業的層與層之間的高度(毫米)	The thickness of the floor slabs (excluding plaster) of each residential property (mm) 每個住宅物業的樓板(不包括灰泥)的厚度(毫米)
Tower 6 (Apex Tower) 第6座 (Apex Tower)	41/F 41樓	Superior Sky Villa A	3050, 3100, 3150, 3200, 3250, 3500	200, 225, 250
		Superior Sky Villa B	3050, 3150, 3200, 3250, 3500	200, 225, 250

The internal areas of the residential properties on the upper floors will generally be slightly larger than those on the lower floors because of the reducing thickness of the structural walls on the upper floors. (This does not apply to the residential properties in the Phase because the design of the Phase does not involve reducing thickness of structural walls of residential properties on the upper floors.)
因住宅物業的較高樓層的結構牆的厚度遞減，較高樓層的內部面積，一般比較低樓層的內部面積稍大。(不適用於期數內的住宅物業，因期數的設計並不牽涉住宅物業的較高樓層的結構牆的厚度遞減。)

Notes:

- The dimensions of the floor plan are all structural dimensions in millimetres.
- Please refer to Pages AL001-004 of this sales brochure for the legend of the terms and abbreviations shown on the floor plans and notes that are applicable thereto.

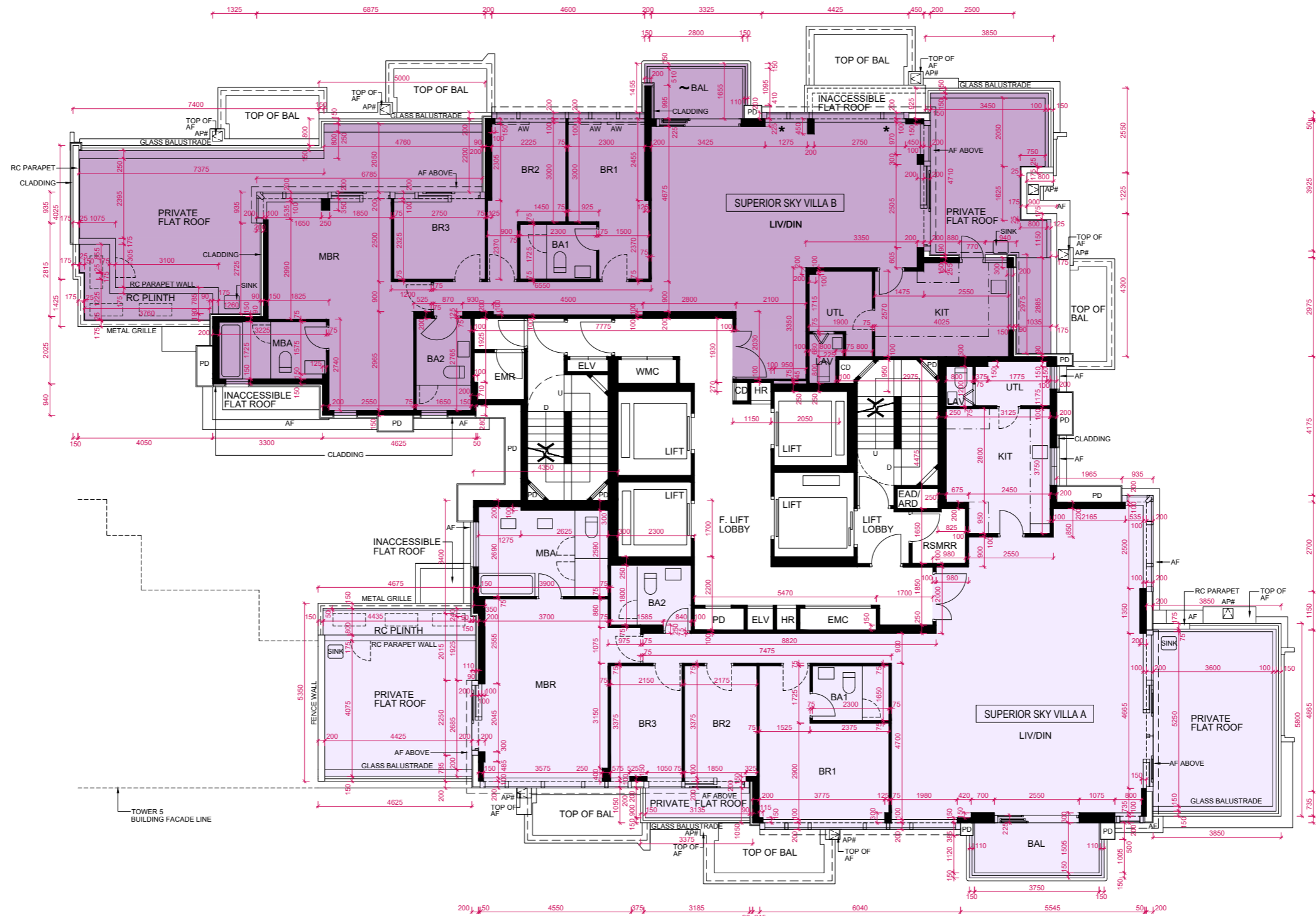
備註:

- 樓面平面圖所列之尺寸為以毫米標示之建築結構尺寸。
- 樓面平面圖中顯示之名詞及簡稱之圖例及其適用的備註，請參閱本售樓說明書第AL001至004頁。

FLOOR PLANS OF RESIDENTIAL PROPERTIES IN THE PHASE

期數的住宅物業的樓面平面圖

Tower 6 (Apex Tower) 41/F 第6座 (Apex Tower) 41樓



Scale 比例



FLOOR PLANS OF RESIDENTIAL PROPERTIES IN THE PHASE

期數的住宅物業的樓面平面圖

Block Name 大廈名稱	Floor 樓層	Flat 單位	The floor-to-floor height of each residential property (mm) 每個住宅物業的層與層之間的高度(毫米)	The thickness of the floor slabs (excluding plaster) of each residential property (mm) 每個住宅物業的樓板(不包括灰泥)的厚度(毫米)
Tower 6 (Apex Tower) 第6座 (Apex Tower)	42/F 42樓	Superior Sky Penthouse A	3500	200, 225, 250
		Superior Sky Penthouse B	3500	200, 225, 250

The internal areas of the residential properties on the upper floors will generally be slightly larger than those on the lower floors because of the reducing thickness of the structural walls on the upper floors. (This does not apply to the residential properties in the Phase because the design of the Phase does not involve reducing thickness of structural walls of residential properties on the upper floors.)
因住宅物業的較高樓層的結構牆的厚度遞減，較高樓層的內部面積，一般比較低樓層的內部面積稍大。(不適用於期數內的住宅物業，因期數的設計並不牽涉住宅物業的較高樓層的結構牆的厚度遞減。)

Notes:

- The dimensions of the floor plan are all structural dimensions in millimetres.
- Please refer to Pages AL001-004 of this sales brochure for the legend of the terms and abbreviations shown on the floor plans and notes that are applicable thereto.

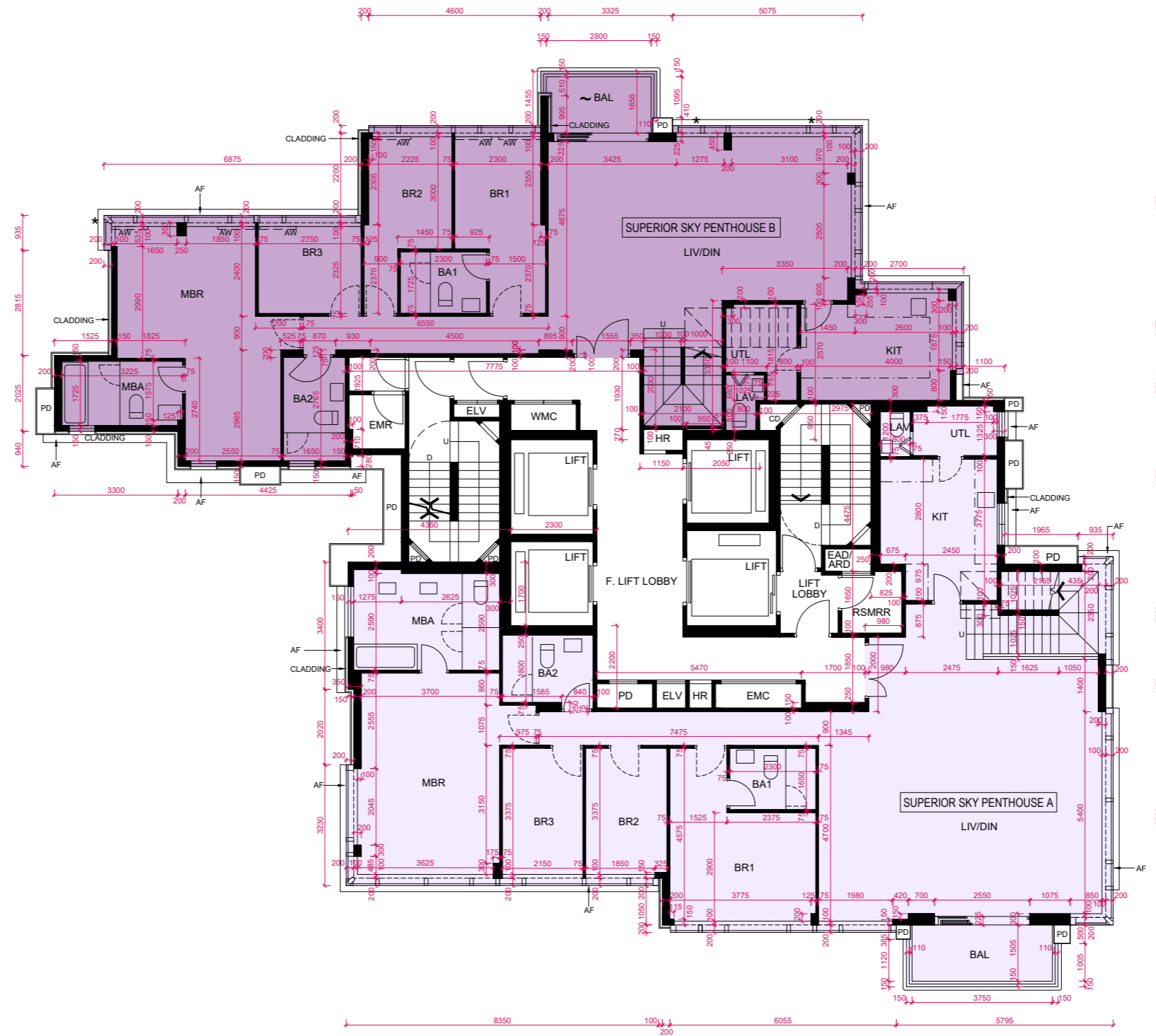
備註:

- 樓面平面圖所列之尺寸為以毫米標示之建築結構尺寸。
- 樓面平面圖中顯示之名詞及簡稱之圖例及其適用的備註，請參閱本售樓說明書第AL001至004頁。

FLOOR PLANS OF RESIDENTIAL PROPERTIES IN THE PHASE

期數的住宅物業的樓面平面圖

Tower 6 (Apex Tower) 42/F 第6座 (Apex Tower) 42樓



Scale 比例

0M (米) 5M (米) 10M (米)

FLOOR PLANS OF RESIDENTIAL PROPERTIES IN THE PHASE

期數的住宅物業的樓面平面圖

Block Name 大廈名稱	Floor 樓層	Flat 單位	The floor-to-floor height of each residential property (mm) 每個住宅物業的層與層之間的高度(毫米)	The thickness of the floor slabs (excluding plaster) of each residential property (mm) 每個住宅物業的樓板(不包括灰泥)的厚度(毫米)
Tower 6 (Apex Tower) 第6座 (Apex Tower)	Main Roof 天台	Superior Sky Penthouse A	Not Applicable 不適用	Not Applicable 不適用
		Superior Sky Penthouse B	Not Applicable 不適用	Not Applicable 不適用

The internal areas of the residential properties on the upper floors will generally be slightly larger than those on the lower floors because of the reducing thickness of the structural walls on the upper floors. (This does not apply to the residential properties in the Phase because the design of the Phase does not involve reducing thickness of structural walls of residential properties on the upper floors.)
因住宅物業的較高樓層的結構牆的厚度遞減，較高樓層的內部面積，一般比較低樓層的內部面積稍大。(不適用於期數內的住宅物業，因期數的設計並不牽涉住宅物業的較高樓層的結構牆的厚度遞減。)

Notes:

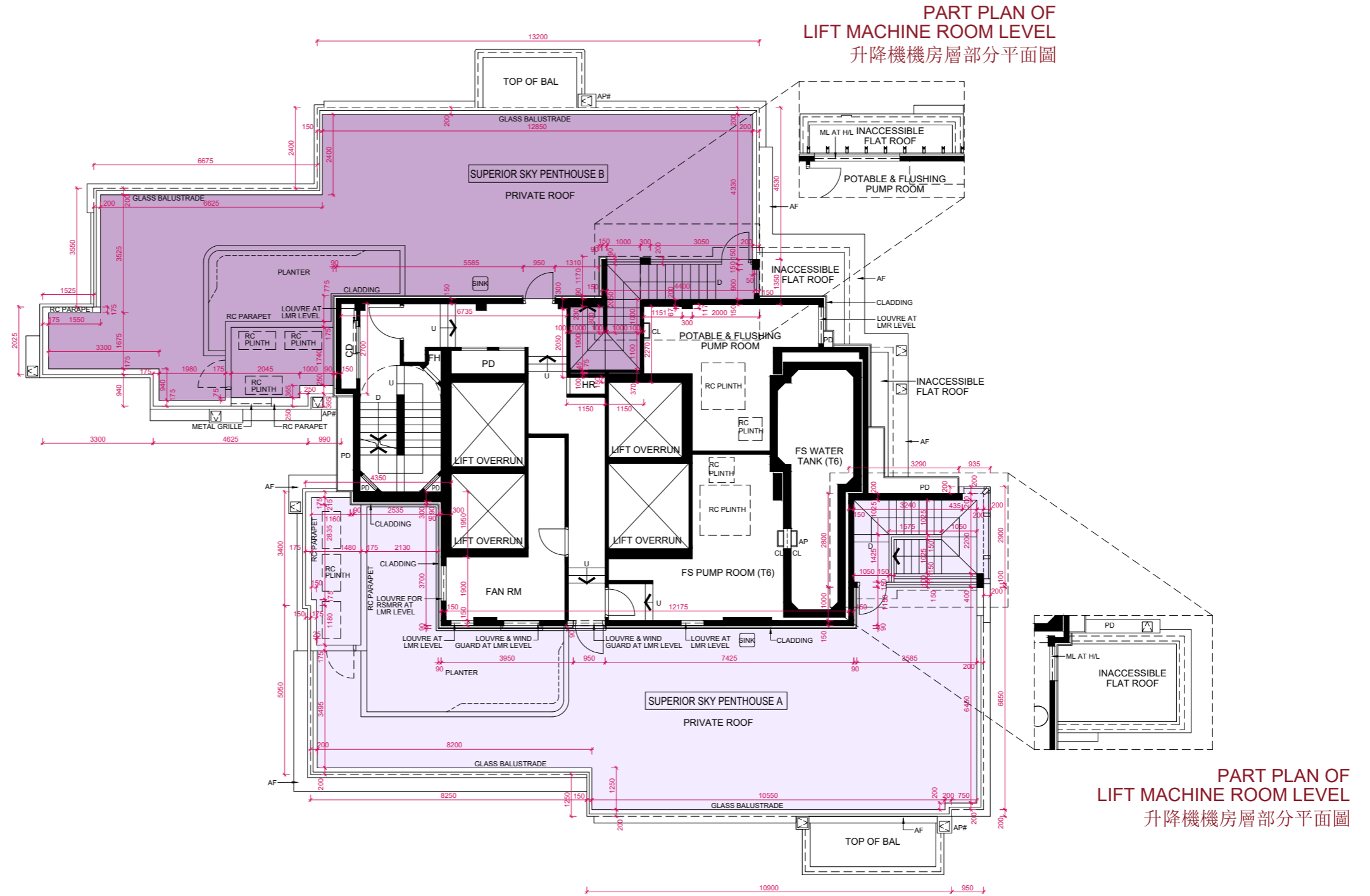
- The dimensions of the floor plan are all structural dimensions in millimetres.
- Please refer to Pages AL001-004 of this sales brochure for the legend of the terms and abbreviations shown on the floor plans and notes that are applicable thereto.

備註:

- 樓面平面圖所列之尺寸為以毫米標示之建築結構尺寸。
- 樓面平面圖中顯示之名詞及簡稱之圖例及其適用的備註，請參閱本售樓說明書第AL001至004頁。

FLOOR PLANS OF RESIDENTIAL PROPERTIES IN THE PHASE 期數的住宅物業的樓面平面圖

Tower 6 (Apex Tower) Main Roof 第6座 (Apex Tower) 天台



Scale 比例

