在本頁上之備註和圖例適用於全部的「發展項目的住宅物業的樓面平面圖」頁數。
The remarks and legends on this page apply to all pages of "Floor plans of residential properties in the development".

樓面平面圖圖例
Legends of the Floor Plans

A/C = 空調機 Air Conditioning Unit
A/C PLATFORM = 空調機平台 Air Conditioning Platform
A.F. = 建築裝飾 Architectural Feature
AL.C. = 鋁飾面 Aluminium Cladding
AREA SHALL ALLOW MAINTENANCE ACCESS UNDER DMC =
根據大廈公契，該區域需允許維護人員進入維修 Area Shall Allow Maintenance Access Under Deed of Mutual Covenant
B.A. = 浴室 Bathroom
BAL. & U.P. = 露台及工作平台 Balcony & Utility Platform
BAL. & U.P. ABOVE = 上層露台/工作平台 Balcony/Utility Platform Above
BR. 2 = 睡房2 Bedroom 2
DN. = 落 Down
EL. DUCT = 電線管道 Electrical Duct
E.M.C. = 電錶櫃 Electrical Meter Cabinet
F.H. = 消防栓 Fire Hydrant
H.R. = 消防喉轆 Hose Reel
LIV./DIN. = 客廳/飯廳 Living Room / Dining Room
MBR. = 主人睡房 Master Bedroom
OKIT. = 開放式廚房 Open Kitchen
P.D. = 管道 Pipe Duct
P.D. (F.S.) = 管道(消防) Pipe Duct (Fire Services)
P.D. & A.D. = 管道及風管道 Pipe Duct & Air Duct
R.S. & M.R.R. = 垃圾及物料回收室 Refuse Storage and Material Recovery Room
T.R.S. = 臨時庇護處 Temporary Refuge Space
W.M.C. = 水錶櫃 Water Meter Cabinet
= 隨樓附送之嵌入式裝置 Built-in fittings provided in the flats

備註：
1. 部分住宅物業的露台、工作平台、空調機平台、平台、天台或外牆上/附近或設有外露之公用喉管，或外牆裝飾皮內藏之公用喉管。
2. 部分住宅物業內之部分天花或有跌級樓板，用以安裝上層之排水設備、機電設備或配合上層之結構、建築設計及/或裝修設計上的需要。
3. 部分住宅物業內或設有假陣或假天花用以安裝空調喉管及/或其他機電設備。
4. 部分住宅單位的空調機之室外機放置於指定的空調機平台或平台。該等空調機之室外機可能發出熱力及/或聲音。
5. 各住宅物業的樓面平面圖內所展示之裝置及設備的圖標如洗面盆、座廁、淋浴間、洗滌盆、櫃(如有)等乃根據最新經批准的建築圖則擬備，其形狀、尺寸、比例或與實際提供的裝置及設備存在差異，僅供示意及參考之用。

Remarks:
1. Common pipes that are exposed or enclosed in cladding may be located at or adjacent to the balcony,utility platform, air conditioning platform, flat roof, roof, or external wall of some residential properties.
2. There may be sunken slabs in some parts of the ceiling within some residential properties for the installation of drainage service, mechanical and electrical services of the floor above, or due to the structural, architectural and/or decorative design requirements of the floor above.
3. There may be ceiling bulkheads or false ceilings inside some residential properties for the installation of air-conditioning conduits and/or other mechanical and electrical services.
4. The outdoor units of air-conditioners for some residential properties are placed on the designated air conditioning platforms or flat roofs. These outdoor units of air-conditioners may generate heat and/or noise.
5. The icons of fittings and appliances shown on the floor plans of residential properties, such as wash basins, water closets, shower cubicles, sink units, cabinets (if any) etc. are prepared in accordance with the latest approved building plans. Their shapes, dimensions, scales may differ from the fittings and appliances actually provided, and they are for indication and reference only.

3樓平面圖
3/F Floor Plan

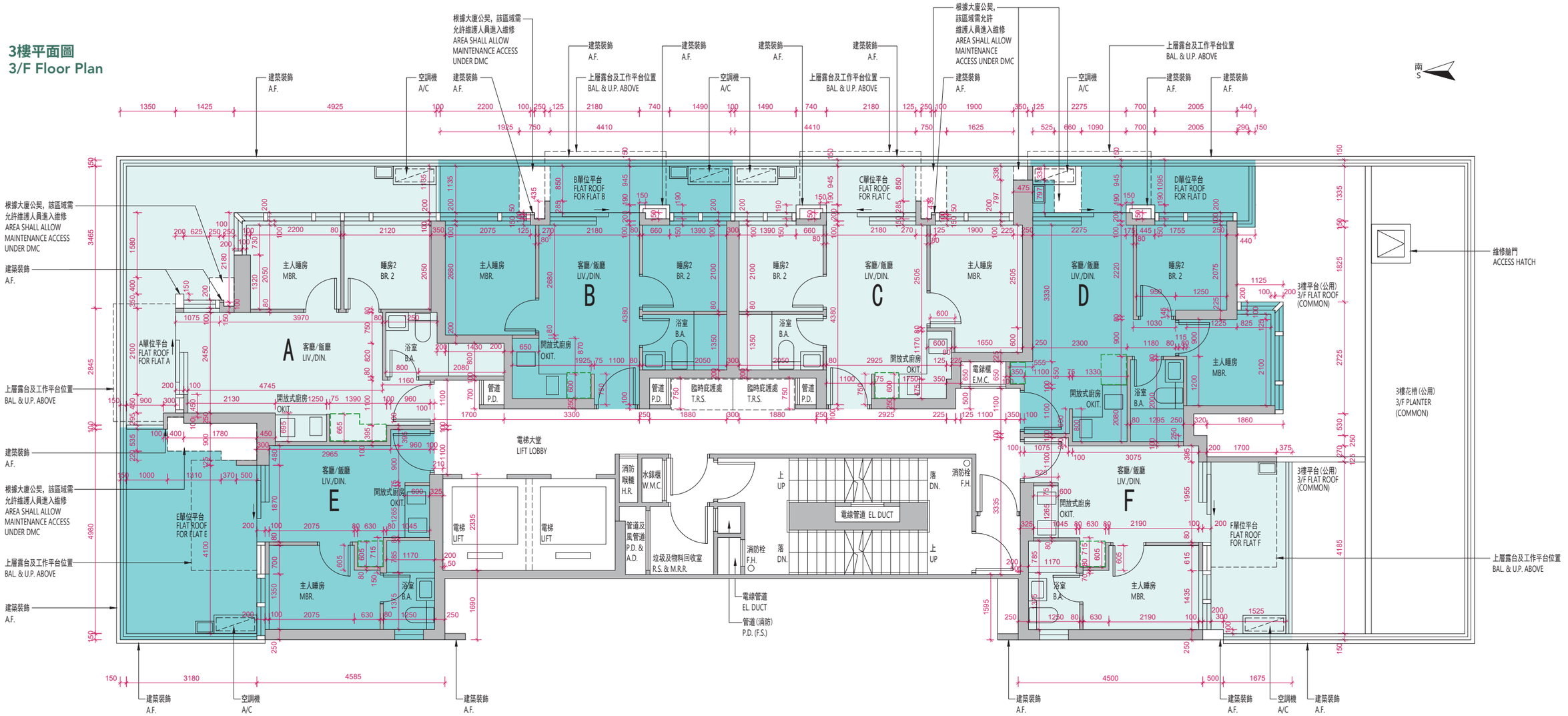

比例 SCALE: 0 米/M 2.5 米/M 5 米/M

每個住宅物業 Each Residential Property	樓層 Floor	單位 Flat					
		A	B	C	D	E	F
層與層之間的高度（毫米） Floor-to-Floor Height (mm)	3 樓 3/F	3150, 3500	3150, 3500	3150, 3500	3150, 3220 3500	3150, 3500	3150, 3500
樓板（不包括灰泥）的厚度（毫米） Thickness of Floor Slab (excluding plaster) (mm)		160	160	160	160	160	160

因住宅物業的較高樓層的結構牆的厚度遞減，較高樓層的內部面積，一般比較低樓層的內部面積稍大。
請參閱本售樓說明書第 24 頁為住宅物業樓面平面圖而設之備註及名詞及簡稱的圖例。

備註：
1. 平面圖所列的數字為以毫米標示之建築結構尺寸。
2. 平台空白位置為供維修大廈設備使用的公用地方。

The internal areas of the residential properties on the upper floors will generally be slightly larger than those on the lower floors because of the reducing thickness of the structural walls on the upper floors.

Please refer to page 24 of this sales brochure for the remarks and legends of the terms and abbreviations for the floor plans of residential properties.

Remarks:
1. The dimensions in floor plans are all structural dimensions in millimeter.
2. Blank areas on the flat roof are common areas for building facility maintenance.

5樓至12樓及15樓至21樓平面圖
5/F-12/F & 15/F-21/F Floor Plan

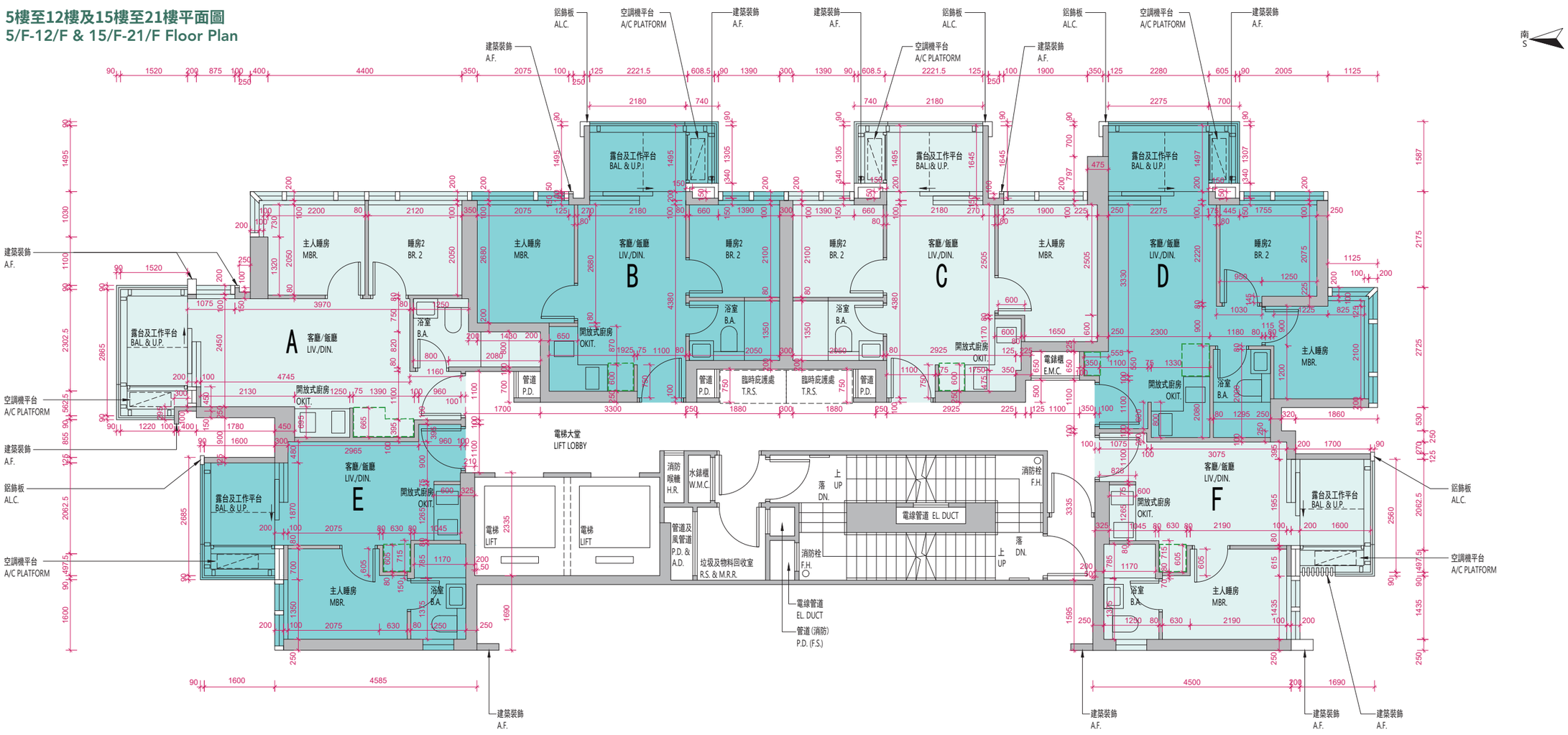

每個住宅物業 Each Residential Property	樓層 Floor	單位 Flat					
		A	B	C	D	E	F
層與層之間的高度（毫米） Floor-to-Floor Height (mm)	5樓至12樓及15樓至21樓 5/F-12/F & 15/F-21/F	3150, 3500	3150, 3500	3150, 3500	3150, 3220, 3500	3150, 3500	3150, 3500
樓板（不包括灰泥）的厚度（毫米） Thickness of Floor Slab (excluding plaster) (mm)		160	160	160	160	160	160

因住宅物業的較高樓層的結構牆的厚度遞減，較高樓層的內部面積，一般比較低樓層的內部面積稍大。請參閱本售樓說明書第 24 頁為住宅物業樓面平面圖而設之備註及名詞及簡稱的圖例。

備註：
1. 平面圖所列的數字為以毫米標示之建築結構尺寸。

The internal areas of the residential properties on the upper floors will generally be slightly larger than those on the lower floors because of the reducing thickness of the structural walls on the upper floors.

Please refer to page 24 of this sales brochure for the remarks and legends of the terms and abbreviations for the floor plans of residential properties.

Remarks:
1. The dimensions in floor plans are all structural dimensions in millimeter.

22樓至23樓及25樓至27樓平面圖
22/F-23/F & 25/F-27/F Floor Plan

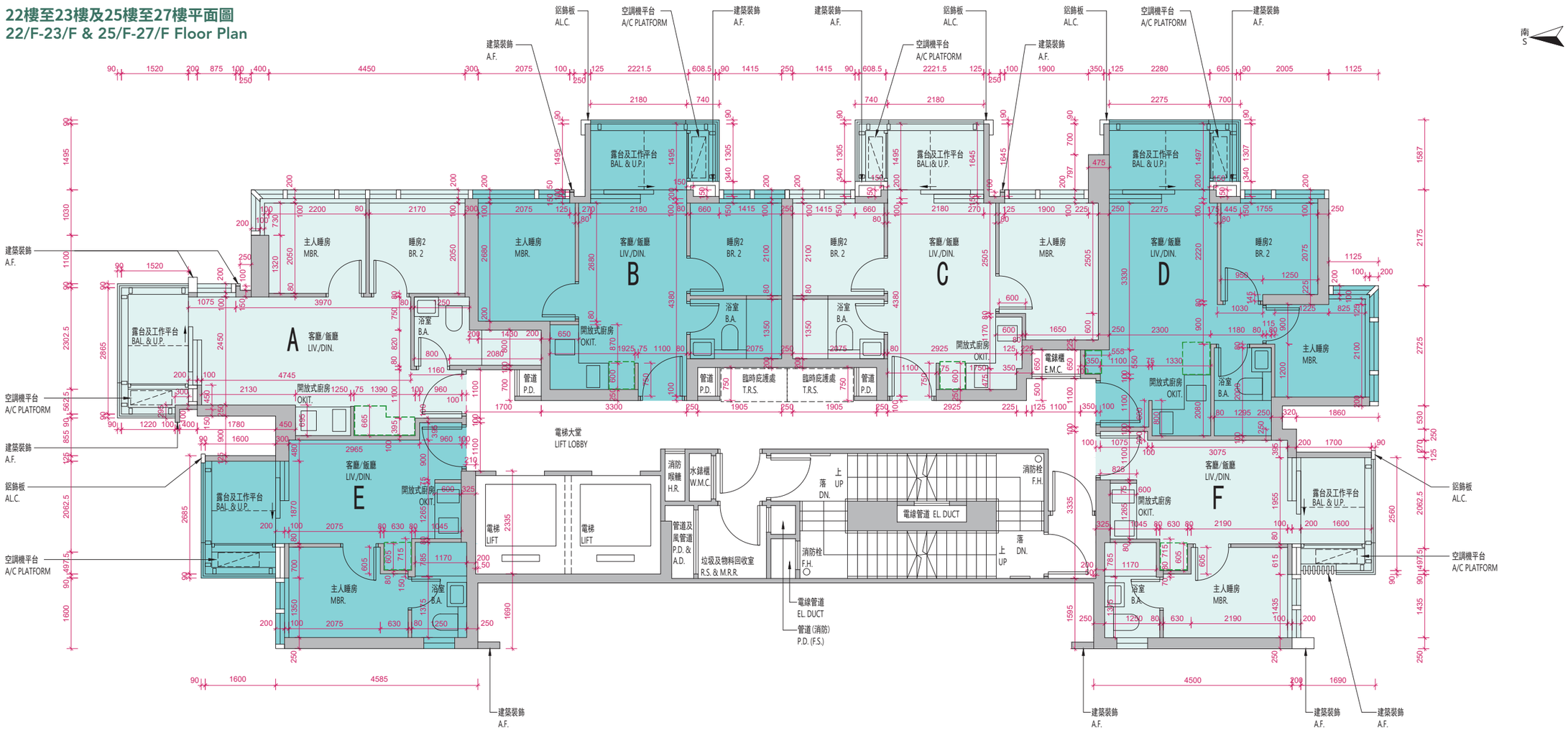

每個住宅物業 Each Residential Property	樓層 Floor	單位 Flat					
		A	B	C	D	E	F
層與層之間的高度 (毫米) Floor-to-Floor Height (mm)	22 樓至 23 樓及 25 樓至 26 樓 22/F-23/F & 25/F-26/F	3150, 3500	3150, 3500	3150, 3500	3150, 3220, 3500	3150, 3500	3150, 3500
樓板 (不包括灰泥) 的厚度 (毫米) Thickness of Floor Slab (excluding plaster) (mm)		160	160	160	160	160	160
層與層之間的高度 (毫米) Floor-to-Floor Height (mm)	27 樓 27/F	3500	3500	3500	3500	3500	3500
樓板 (不包括灰泥) 的厚度 (毫米) Thickness of Floor Slab (excluding plaster) (mm)		160	160	160	160	160	160

因住宅物業的較高樓層的結構牆的厚度遞減，較高樓層的內部面積，一般比較低樓層的內部面積稍大。請參閱本售樓說明書第 24 頁為住宅物業樓面平面圖而設之備註及名詞及簡稱的圖例。

備註：
1. 平面圖所列的數字為以毫米標示之建築結構尺寸。

The internal areas of the residential properties on the upper floors will generally be slightly larger than those on the lower floors because of the reducing thickness of the structural walls on the upper floors.

Please refer to page 24 of this sales brochure for the remarks and legends of the terms and abbreviations for the floor plans of residential properties.

Remarks:
1. The dimensions in floor plans are all structural dimensions in millimeter.