

6. 設備說明表 Appliances Schedule

位置 Location		設備 Appliance	品牌名稱 Brand Name	產品型號 Model Number	第1座 Tower 1								
					6樓至28樓 6/F - 28/F (4樓、13樓、14樓及24樓除外) (Except 4/F, 13/F,14/F and 24/F)		30樓至35樓（34樓除外） 30/F - 35/F (except 34/F)		36樓至38樓 36/F - 38/F	39樓至42樓 39/F - 42/F	43樓 43/F	45樓 45/F	
					A	B	A	B					
(a)	客廳 / 客廳 2 / 飯廳 Living Room / Living Room 2 / Dining Room	可變冷媒流量 空調系統(室內機) Variable Refrigerant Volume Air-conditioning System (Indoor Unit)	三菱電機 Mitsubishi Electric	PEFY-P25VMS1-E.TH	1	1	1	1	-	-	-	-	
				PEFY-P32VMS1-E.TH	-	-	-	-	2	2	2	2	
				PEFY-P50VMS1-E.TH	1	1	-	1	-	-	1	-	
				PEFY-P63VMS1-E.TH	1	1	2	1	-	-	-	-	
				PEFY-P80VMA-E4.TH	-	-	-	-	4	3	4	4	
(b)	家庭間 Family Room			PEFY-P40VMS1-E.TH	-	-	-	-	-	-	-	1	-
				PEFY-P50VMS1-E.TH	-	-	-	-	-	2	-	-	
				PEFY-P80VMA-E4.TH	-	-	-	-	-	-	1	-	
(c)	睡房 1 Bedroom 1			PEFY-P32VMS1-E.TH	1	1	1	1	-	-	-	-	
				PEFY-P50VMS1-E.TH	-	-	-	-	-	1	1	1	
				PEFY-P80VMA-E4.TH	-	-	-	-	1	-	-	-	
(d)	睡房 2 Bedroom 2			PEFY-P25VMS1-E.TH	-	-	1	-	-	-	-	-	-
				PEFY-P32VMS1-E.TH	1	1	-	1	-	-	-	-	-
				PEFY-P50VMS1-E.TH	-	-	-	-	1	1	1	1	
(e)	睡房 3 Bedroom 3			PEFY-P40VMS1-E.TH	-	-	-	-	-	-	-	-	1
				PEFY-P50VMS1-E.TH	1 [®]	1 [®]	-	1 [®]	-	-	-	-	-
				PEFY-P63VMS1-E.TH	-	-	1	-	-	-	-	-	-

賣方承諾如該期數中沒有安裝指明的品牌名稱或產品型號的升降機或設備，便會安裝品質相若的升降機或設備。

期數住宅樓層由6樓至55樓。第1座不設4樓、13樓、14樓、24樓、34樓、44樓及54樓。29樓為底護層。

The vendor undertakes that if lifts or appliances of the specified brand name or model number are not installed in the Phase, lifts or appliances of comparable quality will be installed.

The residential floors of the Phase range from the 6/F to the 55/F. There are no 4/F, 13/F, 14/F, 24/F, 34/F, 44/F, and 54/F in Tower 1. 29/F is the refuge floor.

備註：1. 上表內之數字代表該設備提供及 / 或安裝於住宅物業的數量。

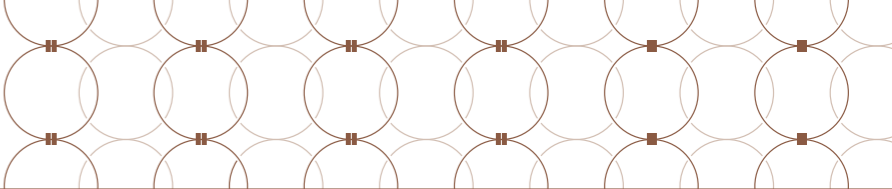
2. "-" 代表「不適用」或「不提供」。

3. "@" 代表「睡房 3之可變冷媒流量空調系統(室內機)設於走廊」。

Notes: 1. The numbers in the table above denote the quantity of such appliance(s) provided and / or installed within the residential property.

2. "-" denotes "Not Applicable" or "Not Provided".

3. "@" denotes that the "Variable Refrigerant Volume Air-conditioning System (Indoor Unit) for the Bedroom 3 is located in the Corridor".



6. 設備說明表 Appliances Schedule

位置 Location		設備 Appliance	品牌名稱 Brand Name	產品型號 Model Number	第1座 Tower 1								
					6樓至28樓 6/F - 28/F (4樓、13樓、14樓及24樓除外) (Except 4/F, 13/F,14/F and 24/F)		30樓至35樓（34樓除外） 30/F - 35/F (except 34/F)		36樓至38樓 36/F - 38/F	39樓至42樓 39/F - 42/F	43樓 43/F	45樓 45/F	
					A	B	A	B					
(f)	主人睡房 / 主人睡房 1 Master Bedroom / Master Bedroom 1	可變冷媒流量 空調系統(室內機) Variable Refrigerant Volume Air-conditioning System (Indoor Unit)	三菱電機 Mitsubishi Electric	PEFY-P32VMS1-E.TH	-	-	-	-	-	-	-	1	
				PEFY-P50VMS1-E.TH	-	-	1	-	-	-	-	-	
				PEFY-P63VMS1-E.TH	1	1	-	1	-	-	-	-	
				PEFY-P80VMA-E4.TH	-	-	-	-	1	1	1	2	
						1#	1#	1#					
(g)	主人睡房 2 Master Bedroom 2			PEFY-P80VMA1-E.TH	-	-	-	-	-	1	-	-	-
(h)	廚房 / 廚房 1 Kitchen / Kitchen 1			PEFY-P40VMS1-E.TH	1 ^{\$}	1 ^{\$}	-	1	-	-	-	-	-
				PEFY-P50VMS1-E.TH	-	-	-	-	1	1	1	1	1
				PEFY-P63VMS1-E.TH	-	-	1	-	-	-	-	-	-
(i)	廚房 2 Kitchen 2			PEFY-P25VMS1-E.TH	-	-	-	-	-	1	-	-	-
(j)	主人浴室 / 主人浴室 1 Master Bathroom / Master Bathroom 1			PEFY-P25VMS1-E.TH	-	-	1	-	-	-	-	-	-
				PEFY-P50VMS1-E.TH	-	-	-	-	1	1	1	1	1
		PEFY-P63VMS1-E.TH	1	1	-	1	-	-	-	-	-		

賣方承諾如該期數中沒有安裝指明的品牌名稱或產品型號的升降機或設備，便會安裝品質相若的升降機或設備。

期數住宅樓層由6樓至55樓。第1座不設4樓、13樓、14樓、24樓、34樓、44樓及54樓。29樓為庇護層。

The vendor undertakes that if lifts or appliances of the specified brand name or model number are not installed in the Phase, lifts or appliances of comparable quality will be installed.

The residential floors of the Phase range from the 6/F to the 55/F. There are no 4/F, 13/F, 14/F, 24/F, 34/F, 44/F, and 54/F in Tower 1. 29/F is the refuge floor.

- 備註：1. 上表內之數字代表該設備提供及 / 或安裝於住宅物業的數量。

2. "-" 代表「不適用」或「不提供」。

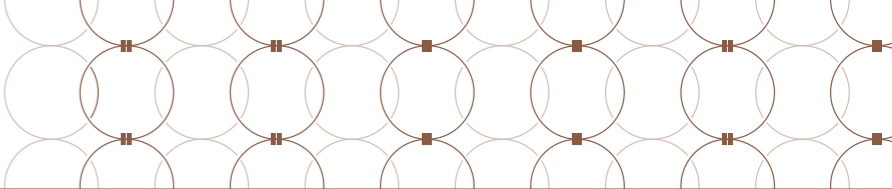
3. "#" 代表「主人睡房 1之可變冷媒流量空調系統(室內機)設於主人浴室 1」。

4. "\$" 代表「廚房之可變冷媒流量空調系統(室內機)設於工作間 1」。
- Notes: 1. The numbers in the table above denote the quantity of such appliance(s) provided and / or installed within the residential property.

2. "-" denotes "Not Applicable" or "Not Provided".

3. "#" denotes that the "Variable Refrigerant Volume Air-conditioning System (Indoor Unit) for the Master Bedroom 1 is located in the Master Bathroom 1".

4. "\$" denotes that the "Variable Refrigerant Volume Air-conditioning System (Indoor Unit) for the Kitchen is located in the Utility Room 1".



6. 設備說明表 Appliances Schedule

位置 Location		設備 Appliance	品牌名稱 Brand Name	產品型號 Model Number	第1座 Tower 1								
					6樓至28樓 6/F - 28/F (4樓、13樓、14樓及24樓除外) (Except 4/F, 13/F,14/F and 24/F)		30樓至35樓（34樓除外） 30/F - 35/F (except 34/F)		36樓至38樓 36/F - 38/F	39樓至42樓 39/F - 42/F	43樓 43/F	45樓 45/F	
					A	B	A	B					
(k)	主人浴室 2 Master Bathroom 2	可變冷媒流量 空調系統(室內機) Variable Refrigerant Volume Air-conditioning System (Indoor Unit)	三菱電機 Mitsubishi Electric	PEFY-P50VMS1-E.TH	-	-	-	-	-	1	-	-	
(l)	走廊 Corridor			PEFY-P25VMS1-E.TH	-	-	1	-	-	1	1	-	
				PEFY-P32VMS1-E.TH	-	-	-	-	1	-	-	2	
				PEFY-P40VMS1-E.TH	-	-	1	-	-	-	-	-	
(m)	書房 Study Room			PEFY-P40VMS1-E.TH	-	-	-	-	1	-	-	-	-
(n)	工作間 / 工作間 1 Utility Room / Utility Room 1			PKFY-P25VLM1-E.TH	1	1	-	1	1	1	-	1	
				PEFY-P25VMS1-E.TH	-	-	-	-	-	-	1	-	
				PEFY-P32VMS1-E.TH	-	-	-	-	1	1	-	1	
(o)	工作間 2 Utility Room 2	分體式空調機 Split Type Air- conditioner	室內機 Indoor Unit : MSZ-GE50VA-E1 室外機 Outdoor Unit : MUZ-GE50VA-E1	-	-	1	-	-	-	-	-		
		可變冷媒流量 空調系統(室內機) Variable Refrigerant Volume Air-conditioning System (Indoor Unit)	PKFY-P25VLM-E.TH	-	-	1	-	-	-	-	-		

賣方承諾如該期數中沒有安裝指明的品牌名稱或產品型號的升降機或設備，便會安裝品質相若的升降機或設備。

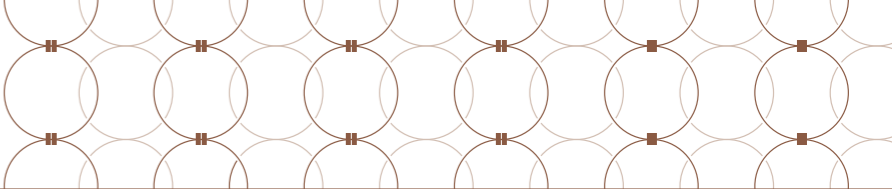
期數住宅樓層由6樓至55樓。第1座不設4樓、13樓、14樓、24樓、34樓、44樓及54樓。29樓為底護層。

The vendor undertakes that if lifts or appliances of the specified brand name or model number are not installed in the Phase, lifts or appliances of comparable quality will be installed.

The residential floors of the Phase range from the 6/F to the 55/F. There are no 4/F, 13/F, 14/F, 24/F, 34/F, 44/F, and 54/F in Tower 1. 29/F is the refuge floor.

備註：1. 上表內之數字代表該設備提供及 / 或安裝於住宅物業的數量。
2. "-" 代表「不適用」或「不提供」。

Notes: 1. The numbers in the table above denote the quantity of such appliance(s) provided and / or installed within the residential property.
2. "-" denotes "Not Applicable" or "Not Provided".



6. 設備說明表 Appliances Schedule

位置 Location		設備 Appliance	品牌名稱 Brand Name	產品型號 Model Number	第1座 Tower 1							
					6樓至28樓（4樓、13樓、14樓及24樓除外） 6/F - 28/F (Except 4/F, 13/F,14/F and 24/F)		30樓至35樓（34樓除外） 30/F - 35/F (except 34/F)		36樓至38樓 36/F - 38/F	39樓至42樓 39/F - 42/F	43樓 43/F	45樓 45/F
					A	B	A	B				
(p)	儲物室 / 儲物室 1 Store Room / Store Room 1	分體式空調機 Split Type Air-conditioner	三菱電機 Mitsubishi Electric	室內機 Indoor Unit : MSZ-GE50VA-E1 室外機 Outdoor Unit : MUZ-GE50VA-E1	-	-	-	-	1	1	1	2
(q)	工人房 Maid Room			室內機 Indoor Unit : MSZ-GE50VA-E1 室外機 Outdoor Unit : MUZ-GE50VA-E1	1	1	-	1	1	1	1	-
(r)	風櫃房 Air Handling Unit Room	可變冷媒流量 空調系統(室外機) Variable Refrigerant Volume Air-conditioning System (Outdoor Unit)		PURY-P500YSLM.A1	-	-	-	-	2	2	2	2
		可變冷媒流量空調系統(全新風處理機) Variable Refrigerant Volume Air-conditioning System (Fresh Air Intake Unit)		PUHY-P550YSKD.TH	1	1	1	1	-	-	-	-
		可變冷媒流量空調系統(全新風處理機) Variable Refrigerant Volume Air-conditioning System (Fresh Air Intake Unit)		PEFY-P80VMH-E-F	2	2	1	2	3*	3*	3*	3^
(s)	空調機平台 A/C Platform	可變冷媒流量 空調系統(室外機) Variable Refrigerant Volume Air-conditioning System (Outdoor Unit)		PUMY-SP125YKM.TH	-	-	-	-	2	2	2	2

賣方承諾如該期數中沒有安裝指明的品牌名稱或產品型號的升降機或設備，便會安裝品質相若的升降機或設備。

期數住宅樓層由6樓至55樓。第1座不設4樓、13樓、14樓、24樓、34樓、44樓及54樓。29樓為底護層。

The vendor undertakes that if lifts or appliances of the specified brand name or model number are not installed in the Phase, lifts or appliances of comparable quality will be installed.

The residential floors of the Phase range from the 6/F to the 55/F. There are no 4/F, 13/F, 14/F, 24/F, 34/F, 44/F, and 54/F in Tower 1. 29/F is the refuge floor.

備註：1. 上表內之數字代表該設備提供及 / 或安裝於住宅物業的數量。

2. "-" 代表「不適用」或「不提供」。

3. "*" 代表單位內的可變冷媒流量空調系統（全新風處理機）位於鄰近廚房的風櫃房及鄰近傭人房的風櫃房內。

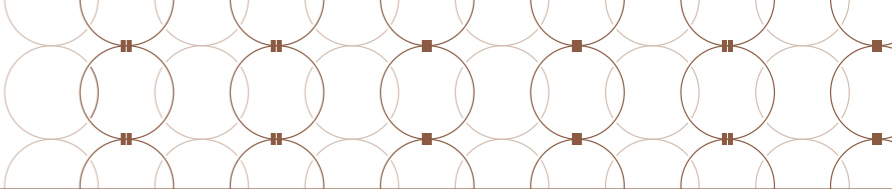
4. "^" 代表單位內的可變冷媒流量空調系統（全新風處理機）位於鄰近廚房的風櫃房及鄰近儲物室1的風櫃房內。

Notes: 1. The numbers in the table above denote the quantity of such appliance(s) provided and / or installed within the residential property.

2. "-" denotes "Not Applicable" or "Not Provided".

3. "*" denotes that the "Variable Refrigerant Volume Air-conditioning Systems (Fresh Air Intake Unit) for the residential unit are located in the Air Handling Unit Room near the Kitchen and the Air Handling Unit Room near the Maid Room".

4. "^" denotes that the "Variable Refrigerant Volume Air-conditioning Systems (Fresh Air Intake Unit) for the residential unit are located in the Air Handling Unit Room near the Kitchen and the Air Handling Unit Room near the Store Room 1".



6. 設備說明表 Appliances Schedule

位置 Location		設備 Appliance	品牌名稱 Brand Name	產品型號 Model Number	第1座 Tower 1												
					46樓 46/F	47樓 47/F		48樓 48/F	49樓 49/F		50樓 50/F	51樓 51/F		52樓 52/F	53樓 53/F	55樓 55/F	天台 R/F
					Duplex 46		B	Duplex 48		B	Duplex 50		B	Penthouse 52W			
(a)	客廳 / 飯廳 Living Room / Dining Room	可變冷媒流量 空調系統(室內機) Variable Refrigerant Volume Air-conditioning System (Indoor Unit)	三菱電機 Mitsubishi Electric	PEFY-P25VMS1-E.TH	-	-	1	-	-	1	1	-	1	-	-	-	-
				PEFY-P32VMS1-E.TH	2	-	-	2	-	-	-	-	-	-	-	-	-
				PEFY-P50VMS1-E.TH	2	-	1	2	-	1	2	-	1	-	-	-	-
				PEFY-P63VMS1-E.TH	-	-	1	-	-	1	2	-	1	6	-	-	-
PEFY-P80VMA-E4.TH	2			-	-	2	-	-	-	-	-	3	-	-	-		
(b)	家庭間 / 家庭區 Family Room / Family Area			PEFY-P25VMS1-E.TH	-	1	-	-	1	-	-	-	-	-	-	-	-
				PEFY-P40VMS1-E.TH	-	1	-	-	1	-	-	-	-	-	1	-	-
				PEFY-P63VMS1-E.TH	-	-	-	-	-	-	1	2	-	2	7	-	-
				PEFY-P80VMA-E4.TH	2	2	-	2	2	-	2	-	-	-	-	-	-
(c)	睡房 1 Bedroom 1			PEFY-P32VMS1-E.TH	-	-	1	-	-	1	-	-	1	-	-	-	-
				PEFY-P50VMS1-E.TH	1	-	-	1	-	-	1 ^{##}	-	-	-	-	-	-
				PEFY-P63VMS1-E.TH	-	-	-	-	-	-	-	-	-	-	1	-	-
(d)	睡房 2 Bedroom 2			PEFY-P32VMS1-E.TH	-	-	1	-	-	1	-	-	1	-	-	-	-
				PEFY-P40VMS1-E.TH	-	-	-	-	-	-	-	-	-	-	1	-	-
				PEFY-P50VMS1-E.TH	1 ⁺	-	-	1 ⁺	-	-	1	-	-	-	-	-	-
(e)	睡房 3 Bedroom 3			PEFY-P50VMS1-E.TH	-	-	1 [@]	-	-	1 [@]	-	-	1 [@]	-	2	-	-

賣方承諾如該期數中沒有安裝指明的品牌名稱或產品型號的升降機或設備，便會安裝品質相若的升降機或設備。

期數住宅樓層由6樓至55樓。第1座不設4樓、13樓、14樓、24樓、34樓、44樓及54樓。29樓為庇護層。

The vendor undertakes that if lifts or appliances of the specified brand name or model number are not installed in the Phase, lifts or appliances of comparable quality will be installed.

The residential floors of the Phase range from the 6/F to the 55/F. There are no 4/F, 13/F, 14/F, 24/F, 34/F, 44/F, and 54/F in Tower 1. 29/F is the refuge floor.

- 備註：1. 上表內之數字代表該設備提供及 / 或安裝於住宅物業的數量。

2. "-" 代表「不適用」或「不提供」。

3. "##" 代表「睡房 1之可變冷媒流量空調系統(室內機)設於浴室 1」。

4. "+" 代表「睡房 2之可變冷媒流量空調系統(室內機)設於浴室 2」。

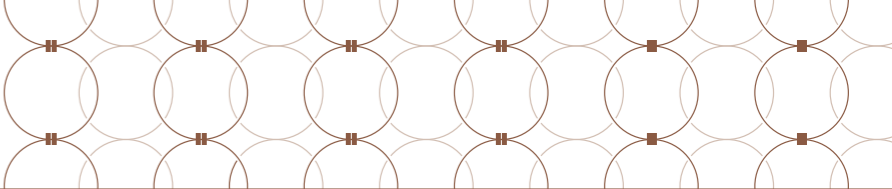
5. "@" 代表「睡房 3之可變冷媒流量空調系統(室內機)設於走廊」。
- Notes: 1. The numbers in the table above denote the quantity of such appliance(s) provided and / or installed within the residential property.

2. "-" denotes "Not Applicable" or "Not Provided".

3. "##" denotes that the "Variable Refrigerant Volume Air-conditioning System (Indoor Unit) for the Bedroom 1 is located in the Bathroom 1".

4. "+" denotes that the "Variable Refrigerant Volume Air-conditioning System (Indoor Unit) for the Bedroom 2 is located in the Bathroom 2".

5. "@" denotes that the "Variable Refrigerant Volume Air-conditioning System (Indoor Unit) for the Bedroom 3 is located in the Corridor".



6. 設備說明表 Appliances Schedule

位置 Location		設備 Appliance	品牌名稱 Brand Name	產品型號 Model Number	第1座 Tower 1												
					46樓 46/F	47樓 47/F		48樓 48/F	49樓 49/F		50樓 50/F	51樓 51/F		52樓 52/F	53樓 53/F	55樓 55/F	天台 R/F
					Duplex 46		B	Duplex 48		B	Duplex 50		B	Penthouse 52W			
(f)	主人睡房 / 主人睡房 1 Master Bedroom / Master Bedroom 1	可變冷媒流量 空調系統(室內機) Variable Refrigerant Volume Air-conditioning System (Indoor Unit)	三菱電機 Mitsubishi Electric	PEFY-P32VMS1-E.TH	-	1	-	-	1	-	-	-	-	-	-	-	
		PEFY-P40VMS1-E.TH		-	1	-	-	1	-	-	-	-	2	-	-		
		PEFY-P63VMS1-E.TH		-	2	1#	-	2	1#	-	2	1#	-	-	-	-	
		室內機 Indoor Unit : MSZ-GE50VA-E1 室外機 Outdoor Unit : MUZ-GE50VA-E1		-	1	-	-	1	-	-	-	-	-	-	-		
(g)	主人睡房 2 Master Bedroom 2	可變冷媒流量 空調系統(室內機) Variable Refrigerant Volume Air-conditioning System (Indoor Unit)		PEFY-P32VMS1-E.TH	1	-	-	1	-	-	1	-	-	-	-	-	
				PEFY-P63VMS1-E.TH	1	-	-	1	-	-	1	-	-	-	-		
1@@	1@@				1@@												
(h)	總統套間 President Suite			PEFY-P63VMS1-E.TH	-	-	-	-	-	-	-	-	-	-	8	-	
(i)	衣帽間 Walk-in Closet			PEFY-P32VMS1-E.TH	-	-	-	-	-	-	1	-	-	-	-	-	-
				PEFY-P63VMS1-E.TH	-	-	-	-	-	-	-	-	-	-	5	-	
(j)	夫人更衣室 Mrs. Dressing	PEFY-P32VMS1-E.TH		-	-	-	-	-	-	-	1	-	-	-	-	-	
(k)	先生更衣室 Mr. Dressing	分體式空調機 Split Type Air- conditioner	室內機 Indoor Unit : MSZ-GE50VA-E1 室外機 Outdoor Unit : MUZ-GE50VA-E1	-	-	-	-	-	-	-	1	-	-	-	-		

賣方承諾如該期數中沒有安裝指明的品牌名稱或產品型號的升降機或設備，便會安裝品質相若的升降機或設備。

期數住宅樓層由6樓至55樓。第1座不設4樓、13樓、14樓、24樓、34樓、44樓及54樓。29樓為庇護層。

The vendor undertakes that if lifts or appliances of the specified brand name or model number are not installed in the Phase, lifts or appliances of comparable quality will be installed.

The residential floors of the Phase range from the 6/F to the 55/F. There are no 4/F, 13/F, 14/F, 24/F, 34/F, 44/F, and 54/F in Tower 1. 29/F is the refuge floor.

備註：1. 上表內之數字代表該設備提供及 / 或安裝於住宅物業的數量。

2. "-" 代表「不適用」或「不提供」。

3. "#" 代表「主人睡房 1之可變冷媒流量空調系統(室內機)設於主人浴室 1」。

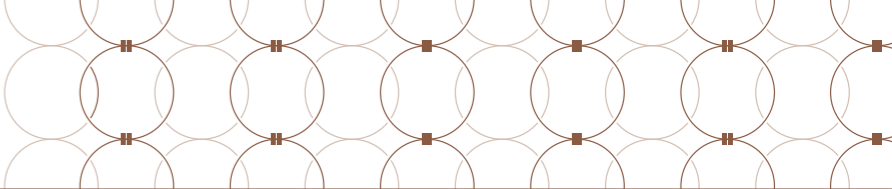
4. "@@" 代表「主人睡房 2之可變冷媒流量空調系統(室內機)設於主人浴室 2」。

Notes: 1. The numbers in the table above denote the quantity of such appliance(s) provided and / or installed within the residential property.

2. "-" denotes "Not Applicable" or "Not Provided".

3. "#" denotes that the "Variable Refrigerant Volume Air-conditioning System (Indoor Unit) for the Master Bedroom 1 is located in the Master Bathroom 1".

4. "@@" denotes that the "Variable Refrigerant Volume Air-conditioning System (Indoor Unit) for the Master Bedroom 2 is located in the Master Bathroom 2".



6. 設備說明表 Appliances Schedule

位置 Location		設備 Appliance	品牌名稱 Brand Name	產品型號 Model Number	第1座 Tower 1												
					46樓 46/F	47樓 47/F		48樓 48/F	49樓 49/F		50樓 50/F	51樓 51/F		52樓 52/F	53樓 53/F	55樓 55/F	天台 R/F
					Duplex 46		B	Duplex 48		B	Duplex 50		B	Penthouse 52W			
(l)	廚房 / 廚房 1 Kitchen / Kitchen 1	可變冷媒流量 空調系統(室內機) Variable Refrigerant Volume Air-conditioning System (Indoor Unit)	三菱電機 Mitsubishi Electric	PEFY-P40VMS1-E.TH	-	-	1 ^{\$}	-	-	1 ^{\$}	-	-	1 ^{\$}	2	-	-	-
				PEFY-P50VMS1-E.TH	1	-	-	1	-	-	1	-	-	-	-	-	-
(m)	廚房 2 Kitchen 2			PEFY-P40VMS1-E.TH	-	-	-	-	-	-	-	-	-	2	-	-	-
(n)	浴室 1 Bathroom 1			PEFY-P25VMS1-E.TH	-	-	-	-	-	-	-	-	-	-	1	-	-
(o)	主人浴室 / 主人浴室 1 Master Bathroom / Master Bathroom 1			PEFY-P32VMS1-E.TH	-	-	-	-	-	-	-	-	-	-	1	-	-
				PEFY-P40VMS1-E.TH	-	1	-	-	1	-	-	1	-	-	-	-	-
				PEFY-P63VMS1-E.TH	-	-	1	-	-	1	-	-	1	-	-	-	-
(p)	主人浴室 2 Master Bathroom 2			PEFY-P40VMS1-E.TH	1	-	-	1	-	-	1	-	-	-	-	-	-
(q)	總統套房浴室 President Suite Bathroom			PEFY-P50VMS1-E.TH	-	-	-	-	-	-	-	-	-	-	-	2	-
(r)	走廊 Corridor			PEFY-P25VMS1-E.TH	1	-	-	1	-	-	1	-	-	-	-	-	-
				PEFY-P32VMS1-E.TH	-	-	-	-	-	-	-	1	-	-	-	-	-
(s)	私人升降機大堂 Private Lift Lobby			PEFY-P32VMS1-E.TH	-	-	-	-	-	-	1	1	-	-	-	-	-

賣方承諾如該期數中沒有安裝指明的品牌名稱或產品型號的升降機或設備，便會安裝品質相若的升降機或設備。

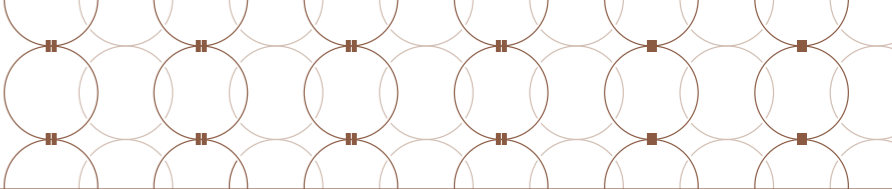
期數住宅樓層由6樓至55樓。第1座不設4樓、13樓、14樓、24樓、34樓、44樓及54樓。29樓為底護層。

The vendor undertakes that if lifts or appliances of the specified brand name or model number are not installed in the Phase, lifts or appliances of comparable quality will be installed.

The residential floors of the Phase range from the 6/F to the 55/F. There are no 4/F, 13/F, 14/F, 24/F, 34/F, 44/F, and 54/F in Tower 1. 29/F is the refuge floor.

備註：1. 上表內之數字代表該設備提供及 / 或安裝於住宅物業的數量。
2. "-" 代表「不適用」或「不提供」。
3. "\$" 代表「廚房 1之可變冷媒流量空調系統(室內機)設於工作間 1」。

Notes: 1. The numbers in the table above denote the quantity of such appliance(s) provided and / or installed within the residential property.
2. "-" denotes "Not Applicable" or "Not Provided".
3. "\$" denotes that the "Variable Refrigerant Volume Air-conditioning System (Indoor Unit) for the Kitchen 1 is located in the Utility Room 1".



6. 設備說明表 Appliances Schedule

位置 Location		設備 Appliance	品牌名稱 Brand Name	產品型號 Model Number	第1座 Tower 1												
					46樓 46/F	47樓 47/F		48樓 48/F	49樓 49/F		50樓 50/F	51樓 51/F		52樓 52/F	53樓 53/F	55樓 55/F	天台 R/F
					Duplex 46		B	Duplex 48		B	Duplex 50		B	Penthouse 52W			
(s)	私人升降機大堂 Private Lift Lobby	分體式空調機 Split Type Air-conditioner	三菱電機 Mitsubishi Electric	室內機 Indoor Unit : SEZ-KD25VAL 室外機 Outdoor Unit : SUZ-KA25VA6	-	-	-	-	-	-	-	-	-	-	-	2	-
				室內機 Indoor Unit : SEZ-KD60VAL 室外機 Outdoor Unit : SUZ-KA60VA6	-	-	-	-	-	-	-	-	-	-	-	-	1
				室內機 Indoor Unit : SEZ-KD71VAL 室外機 Outdoor Unit : SUZ-KA71VA6	-	-	-	-	-	-	-	-	-	-	-	-	1
(t)	書房 Study Room	可變冷媒流量 空調系統(室內機) Variable Refrigerant Volume Air-conditioning System (Indoor Unit)		PEFY-P40VMS1-E.TH	-	1	-	-	1	-	-	1	-	-	-	2	-
(u)	健身房 Fitness			PEFY-P80VMA-E4.TH	-	-	-	-	-	-	-	-	-	-	-	1	-
(v)	工作間 / 工作間 1 Utility Room / Utility Room 1			PKFY-P25VLM-E.TH	1	-	1	1	-	1	1	-	1	-	-	-	-
	PEFY-P32VMS1-E.TH			1	-	-	1	-	-	1	-	-	1	-	-	-	-
(w)	工作間 2 Utility Room 2			PEFY-P32VMS1-E.TH	-	-	-	-	-	-	-	-	-	-	-	1	-
(x)	儲物室 3 Store Room 3	分體式空調機 Split Type Air-conditioner		室內機 Indoor Unit : MSZ-GE50VA-E1 室外機 Outdoor Unit : MUZ-GE50VA-E1	2	-	-	-	-	-	-	-	-	-	-	-	-
(y)	傭人房 Maid Room				-	-	2	-	-	1	2	-	1	2	-	-	-

賣方承諾如該期數中沒有安裝指明的品牌名稱或產品型號的升降機或設備，便會安裝品質相若的升降機或設備。

期數住宅樓層由6樓至55樓。第1座不設4樓、13樓、14樓、24樓、34樓、44樓及54樓。29樓為庇護層。

The vendor undertakes that if lifts or appliances of the specified brand name or model number are not installed in the Phase, lifts or appliances of comparable quality will be installed.

The residential floors of the Phase range from the 6/F to the 55/F. There are no 4/F, 13/F, 14/F, 24/F, 34/F, 44/F, and 54/F in Tower 1. 29/F is the refuge floor.

備註：1. 上表內之數字代表該設備提供及 / 或安裝於住宅物業的數量。
2. "-" 代表「不適用」或「不提供」。

Notes: 1. The numbers in the table above denote the quantity of such appliance(s) provided and / or installed within the residential property.
2. "-" denotes "Not Applicable" or "Not Provided".

6. 設備說明表 Appliances Schedule

位置 Location		設備 Appliance	品牌名稱 Brand Name	產品型號 Model Number	第1座 Tower 1												
					46樓 46/F	47樓 47/F		48樓 48/F	49樓 49/F		50樓 50/F	51樓 51/F		52樓 52/F	53樓 53/F	55樓 55/F	天台 R/F
					Duplex 46		B	Duplex 48		B	Duplex 50		B	Penthouse 52W			
(y)	風櫃房 Air Handling Unit Room	可變冷媒流量空調系統(室外機) Variable Refrigerant Volume Air-conditioning System (Outdoor Unit)	三菱電機 Mitsubishi Electric	PURY-P500YSLM.A1	2	1	-	2	1	-	2	1	-	2	2	2	-
		PUHY-P550YSKD.TH		-	-	1	-	-	1	-	-	1	-	-	-	-	
		可變冷媒流量空調系統(全新風處理機) Variable Refrigerant Volume Air-conditioning System (Fresh Air Intake Unit)		PEFY-P80VMH-E-F	3*	1	2	3*	1	2	3^	1	2	3^	2#	2@	-
(z)	空調機平台 Air-conditioning Platform	可變冷媒流量空調系統(室外機) Variable Refrigerant Volume Air-conditioning System (Outdoor Unit)		PUMY-SP125YKM.TH	2	1	-	2	1	-	2	1	-	2	2	-	-

賣方承諾如該期數中沒有安裝指明的品牌名稱或產品型號的升降機或設備，便會安裝品質相若的升降機或設備。

期數住宅樓層由6樓至55樓。第1座不設4樓、13樓、14樓、24樓、34樓、44樓及54樓。29樓為底護層。

The vendor undertakes that if lifts or appliances of the specified brand name or model number are not installed in the Phase, lifts or appliances of comparable quality will be installed.

The residential floors of the Phase range from the 6/F to the 55/F. There are no 4/F, 13/F, 14/F, 24/F, 34/F, 44/F, and 54/F in Tower 1. 29/F is the refuge floor.

備註：1. 上表內之數字代表該設備提供及 / 或安裝於住宅物業的數量。

2. "-" 代表「不適用」或「不提供」。

3. "*" 代表Duplex 46的可變冷媒流量空調系統（全新風處理機）位於46樓鄰近廚房的風櫃房及鄰近儲物室3的風櫃房內；Duplex 48的可變冷媒流量空調系統（全新風處理機）位於48樓鄰近廚房的風櫃房及鄰近傭人房的風櫃房內。

4. "^" 代表單位的可變冷媒流量空調系統（全新風處理機）位於鄰近廚房的風櫃房及鄰近傭人房的風櫃房內。

5. "#" 代表單位的可變冷媒流量空調系統（全新風處理機）位於53樓鄰近睡房3的風櫃房及鄰近工作間2的風櫃房內。

6. "@" 代表單位的可變冷媒流量空調系統（全新風處理機）位於55樓鄰近書房的風櫃房及鄰近私人升降機旁樓梯的風櫃房內。

Notes: 1. The numbers in the table above denote the quantity of such appliance(s) provided and / or installed within the residential property.

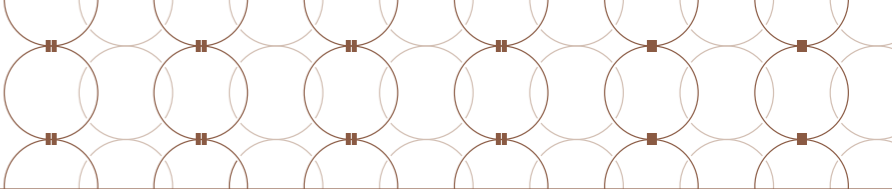
2. "-" denotes "Not Applicable" or "Not Provided".

3. "*" denotes that the "Variable Refrigerant Volume Air-conditioning Systems (Fresh Air Intake Unit) for Duplex 46 are located in the Air Handling Unit Room near the Kitchen and the Air Handling Unit Room near the Store Room 3 on 46/F; Variable Refrigerant Volume Air-conditioning System (Fresh Air Intake Unit) for Duplex 48 are located in the Air Handling Unit Room near the Kitchen and the Air Handling Unit Room near the Maid Room on the 48/F".

4. "^" denotes that the "Variable Refrigerant Volume Air-conditioning Systems (Fresh Air Intake Unit) for the residential unit is located in the Air Handling Unit Room near the Kitchen and the Air Handling Unit Room near the Maid Room".

5. "#" denotes that the "Variable Refrigerant Volume Air-conditioning Systems (Fresh Air Intake Unit) for the residential unit is located in the Air Handling Unit Room near the Bedroom 3 and the Air Handling Unit Room near the Utility Room 2 on the 53/F".

6. "@" denotes that the "Variable Refrigerant Volume Air-conditioning Systems (Fresh Air Intake Unit) for the residential unit is located in the Air Handling Unit Room near the Study Room and the Air Handling Unit Room near the staircase adjacent to the Private Lift on the 55/F".



6. 設備說明表 Appliances Schedule

位置 Location		設備 Appliance	品牌名稱 Brand Name	產品型號 Model Number	第1座 Tower 1
					3樓 3/F
					Penthouse 52W
(aa)	3樓私人升降機 大堂 '29' 3/F Private Lift Lobby '29'	可變冷媒流量空調系統(全新風處理機) Variable Refrigerant Volume Air-conditioning System (Fresh Air Intake Unit)	三菱電機 Mitsubishi Electric	PEFY-P140VMH-E-F	1
		可變冷媒流量空調系統(室內機) Variable Refrigerant Volume Air-conditioning System (Indoor Unit)		PEFY-P80VMA-E4	2
(ab)	3樓空調機房 3/F Air-conditioning Platform	可變冷媒流量空調系統(室外機) Variable Refrigerant Volume Air-conditioning System (Outdoor Unit)		PUHY-P350YKD	1

賣方承諾如該期數中沒有安裝指明的品牌名稱或產品型號的升降機或設備，便會安裝品質相若的升降機或設備。

期數住宅樓層由6樓至55樓。第1座不設4樓、13樓、14樓、24樓、34樓、44樓及54樓。29樓為庇護層。

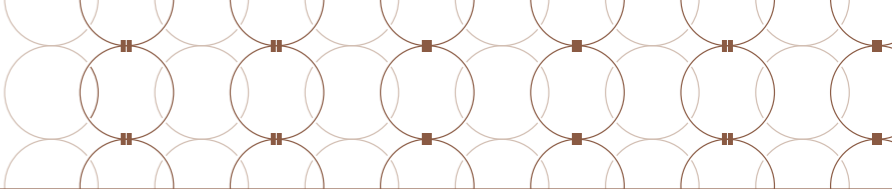
The vendor undertakes that if lifts or appliances of the specified brand name or model number are not installed in the Phase, lifts or appliances of comparable quality will be installed.

The residential floors of the Phase range from the 6/F to the 55/F. There are no 4/F, 13/F, 14/F, 24/F, 34/F, 44/F, and 54/F in Tower 1. 29/F is the refuge floor.

- 備註：1. 上表內之數字代表該設備提供及 / 或安裝於住宅物業的數量。

2. "-" 代表「不適用」或「不提供」。
- Notes: 1. The numbers in the table above denote the quantity of such appliance(s) provided and / or installed within the residential property.

2. "-" denotes "Not Applicable" or "Not Provided".



6. 設備說明表 Appliances Schedule

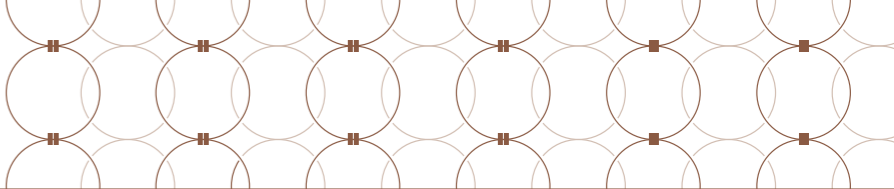
位置 Location		設備 Appliance	品牌名稱 Brand Name	產品型號 Model Number	第1座 Tower 1									
					6樓至28樓 6/F - 28/F (4樓、13樓、14樓及24樓除外) (except 4/F, 13/F,14/F, 24/F)		30樓至35樓 30/F - 35/F (34樓除外) (except 34/F)		36樓至37樓 36/F - 37/F	38樓 38/F	39樓至41樓 39/F - 41/F	42樓 42/F	43樓 43/F	45樓 45/F
					A	B	A	B						
(a)	客廳 / 飯廳 Living Room / Dining Room	77吋智能電視機 77" Smart TV	LG	OLED77C4PCA	-	-	-	-	-	-	-	-	-	1
		電視播放器 TV player	Apple	Apple TV 4K	-	-	-	-	-	-	-	-	-	1
		音樂串流器 Music Streamer	Sonos	Port	-	-	-	-	-	-	-	-	-	1
		影音環繞擴音器 AV Surround Receiver	Anthem	MRX 1140	-	-	-	-	-	-	-	-	-	1
		掛牆式揚聲器 Wall Speaker	Focal	300IWLCR6	-	-	-	-	-	-	-	-	-	3
		天花揚聲器 Ceiling Speaker	Focal	300ICW6	-	-	-	-	-	-	-	-	-	6
				100ICW6	-	-	-	-	-	-	-	-	-	10
		低音揚聲器 Subwoofer	Focal	Sub Air	-	-	-	-	-	-	-	-	-	1
		低音放大器 Bass Amplifier	Focal	100IWSUB8	-	-	-	-	-	-	-	-	-	1
		網絡交換機 Ethernet Switch	Netgear	GS308	-	-	-	-	-	-	-	-	-	2
		Karaoke 點歌機 Home Karaoke	ISEE	-	-	-	-	-	-	-	-	-	-	1
		Karaoke 混音器 Karaoke Mixer	JBL	VX8	-	-	-	-	-	-	-	-	-	1
		音效放大器 Audio Amplifier	Crown	CDi2 300	-	-	-	-	-	-	-	-	-	1
		Karaoke揚聲器 Karaoke loudspeaker	JBL	Pasion 12	-	-	-	-	-	-	-	-	-	1
		無線咪 Wireless Microphone	Shure	BLX24/SM58	-	-	-	-	-	-	-	-	-	2
		電磁煮食爐 Induction Hob	Gaggenau	VI 232 121	1	1	1	1	-	-	-	-	-	-
			Miele	CS 1212-1i	-	-	-	-	1	1	1	1	1	-
		頂掛式抽油煙機 Ceiling-mounted Cooker Hood	Falmec	Nova	1	1	1	1	1	1	1	1	1	-
		嵌入式雪櫃 Built-in Fridge	Miele	K31222Ui	-	-	-	-	-	-	-	-	-	1
			Sub-Zero	ICBID-24RO	1	1	1	1	1	1	1	1	1	-
		紅外線幕簾探測器 PIR Curtain Detector	Hikvision	DS-PDC15-EG2	1	1	1	1	1	1	1	1	1	2

賣方承諾如該期數中沒有安裝指明的品牌名稱或產品型號的升降機或設備，便會安裝品質相若的升降機或設備。

期數住宅樓層由6樓至55樓。第1座不設4樓、13樓、14樓、24樓、34樓、44樓及54樓。29樓為庇護層。

The vendor undertakes that if lifts or appliances of the specified brand name or model number are not installed in the Phase, lifts or appliances of comparable quality will be installed.

The residential floors of the Phase range from the 6/F to the 55/F. There are no 4/F, 13/F, 14/F, 24/F, 34/F, 44/F, and 54/F in Tower 1. 29/F is the refuge floor.



6. 設備說明表 Appliances Schedule

位置 Location		設備 Appliance	品牌名稱 Brand Name	產品型號 Model Number	第1座 Tower 1									
					6樓至28樓 6/F - 28/F (4樓、13樓、14樓及24樓除外) (except 4/F, 13/F,14/F, 24/F)		30樓至35樓 30/F - 35/F (34樓除外) (except 34/F)		36樓至37樓 36/F - 37/F	38樓 38/F	39樓至41樓 39/F - 41/F	42樓 42/F	43樓 43/F	45樓 45/F
					A	B	A	B						
(b)	睡房 1 Bedroom 1	55吋智能電視機 55' Smart TV	LG	OLED55C4PCA	-	-	-	-	-	-	-	-	-	1
(c)	睡房 2 Bedroom 2	55吋智能電視機 55' Smart TV	LG	OLED55C4PCA	-	-	-	-	-	-	-	-	-	1
(d)	睡房 3 Bedroom 3	55吋智能電視機 55' Smart TV	LG	OLED55C4PCA	-	-	-	-	-	-	-	-	-	1
		電視播放器 TV player	Apple	Apple TV 4K	-	-	-	-	-	-	-	-	-	1
		揚聲器 Soundbar	Sonos	Arc	-	-	-	-	-	-	-	-	-	1
		Karaoke 點歌機 Home Karaoke	ISEE	-	-	-	-	-	-	-	-	-	-	1
		Karaoke 混音器 Karaoke Mixer	JBL	VX8	-	-	-	-	-	-	-	-	-	1
		無線咪 Wireless Microphone	Shure	BLX24/SM58	-	-	-	-	-	-	-	-	-	2
		音效放大器 Audio Amplifier	D&B	5D	-	-	-	-	-	-	-	-	-	1
		揚聲器 Loudspeaker		4S	-	-	-	-	-	-	-	-	-	2
		掛牆式揚聲器 Wall Speaker		Z5422	-	-	-	-	-	-	-	-	-	2
		低音揚聲器 Subwoofer		Bi8-SUB	-	-	-	-	-	-	-	-	-	1
		網絡交換機 Ethernet Switch	Netgear	GS308	-	-	-	-	-	-	-	-	-	1
(e)	主人睡房 1 Master Bedroom 1	55吋智能電視機 55' Smart TV	LG	OLED55C4PCA	-	-	-	-	-	-	-	-	-	1
		天花揚聲器 Ceiling Speaker	Focal	100ICW6	-	-	-	-	-	-	-	-	-	2

賣方承諾如該期數中沒有安裝指明的品牌名稱或產品型號的升降機或設備，便會安裝品質相若的升降機或設備。

期數住宅樓層由6樓至55樓。第1座不設4樓、13樓、14樓、24樓、34樓、44樓及54樓。29樓為庇護層。

The vendor undertakes that if lifts or appliances of the specified brand name or model number are not installed in the Phase, lifts or appliances of comparable quality will be installed.

The residential floors of the Phase range from the 6/F to the 55/F. There are no 4/F, 13/F, 14/F, 24/F, 34/F, 44/F, and 54/F in Tower 1. 29/F is the refuge floor.

6. 設備說明表 Appliances Schedule

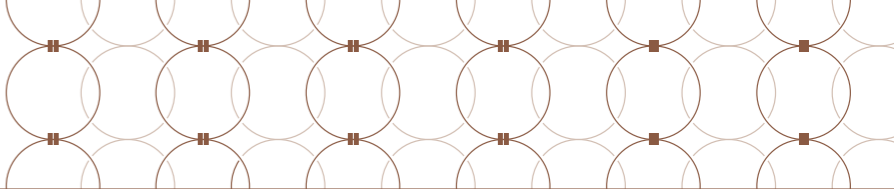
位置 Location		設備 Appliance	品牌名稱 Brand Name	產品型號 Model Number	第1座 Tower 1									
					6樓至28樓 6/F - 28/F (4樓、13樓、14樓及24樓除外) (except 4/F, 13/F,14/F, 24/F)		30樓至35樓 30/F - 35/F (34樓除外) (except 34/F)		36樓至37樓 36/F - 37/F	38樓 38/F	39樓至41樓 39/F - 41/F	42樓 42/F	43樓 43/F	45樓 45/F
					A	B	A	B						
(f)	廚房 / 廚房 1 Kitchen / Kitchen 1	視象對講機 Video Door Phone	Comelit	6813W	1	1	1	1	1	1	1	1	1	1
		無線入侵警報系統 Wireless Intrusion Alarm System	Hikvision	DS-PWA64-L-WB	1	1	1	1	1	1	1	1	1	1
		單頭煤氣煮食爐 Single-burner Gas Wok	Gaggenau	VG 231 320 HK	1	1	1	1	-	-	-	-	-	-
			Miele	CS 1018 G	-	-	-	-	1	1	1	1	1	-
			Wolf	ICBMM15TF/S	-	-	-	-	-	-	-	-	-	1
		雙頭煤氣煮食爐 Double-burner Gas Hob	Gaggenau	VG 232 320 HK	1	1	1	1	-	-	-	-	-	-
			Miele	CS 1013-1	-	-	-	-	1	1	1	1	1	-
			Wolf	ICBCG152T/S	-	-	-	-	-	-	-	-	-	1
		電燒烤爐 Electric BBQ Grill	Gaggenau	VR 230 120	1	1	1	1	-	-	-	-	-	-
			Miele	CS 1312 BG	-	-	-	-	1	1	1	1	1	-
		電磁煮食爐 Induction Hob	Wolf	ICBCG152T/S	-	-	-	-	-	-	-	-	-	1
		掛牆式抽油煙機 Wall-mounted Cooker Hood	Miele	DA 5328 W	-	-	-	-	1	-	1	-	1	1
			Arclinea	06 277	1	1	-	1	-	1	-	1	-	-
		頂掛式抽油煙機 Ceiling-mounted Cooker Hhood	Arclinea	06 27Y	-	-	1	-	-	-	-	-	-	-
		嵌入式雪櫃 Built-in Fridge	Sub-Zero	ICBCL4250S/O	1	1	1	1	1	1	1	1	1	-
				ICBC4850S/O	-	-	-	-	-	-	-	-	-	1
		嵌入式冰箱 Built-in Freezer	Sub-Zero	ICBDEC2450FI	-	-	-	-	1	1	1	1	1	1

賣方承諾如該期數中沒有安裝指明的品牌名稱或產品型號的升降機或設備，便會安裝品質相若的升降機或設備。

期數住宅樓層由6樓至55樓。第1座不設4樓、13樓、14樓、24樓、34樓、44樓及54樓。29樓為庇護層。

The vendor undertakes that if lifts or appliances of the specified brand name or model number are not installed in the Phase, lifts or appliances of comparable quality will be installed.

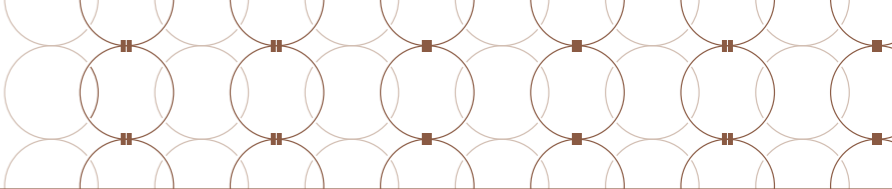
The residential floors of the Phase range from the 6/F to the 55/F. There are no 4/F, 13/F, 14/F, 24/F, 34/F, 44/F, and 54/F in Tower 1. 29/F is the refuge floor.



6. 設備說明表 Appliances Schedule

位置 Location		設備 Appliance	品牌名稱 Brand Name	產品型號 Model Number	第1座 Tower 1									
					6樓至28樓 6/F - 28/F (4樓、13樓、14樓及24樓除外) (except 4/F, 13/F,14/F, 24/F)		30樓至35樓 30/F - 35/F (34樓除外) (except 34/F)		36樓至37樓 36/F - 37/F	38樓 38/F	39樓至41樓 39/F - 41/F	42樓 42/F	43樓 43/F	45樓 45/F
					A	B	A	B						
(g)	廚房 / 廚房 1 Kitchen / Kitchen 1	嵌入式微波焗爐 Built-in Combi Microwave Oven	Gaggenau	BM 451 110 / BM 450 110	1	1	1	1	-	-	-	-	-	-
		嵌入式微波蒸焗爐 Built-in Combi Steam Oven	Gaggenau	BS 450 111 / BS 451 111	1	1	1	1	-	-	-	-	-	-
		嵌入式微波蒸爐 Built-in Steam Oven with Microwave	Miele	DGM 7840	-	-	-	-	1	1	1	1	1	1
		嵌入式焗爐 Built-in Oven	Gaggenau	BO 471 112 / BO 470 112	1	1	1	1	-	-	-	-	-	-
			Miele	H 7890 BP	-	-	-	-	1	1	1	1	1	1
			Miele	DO7860	-	-	-	-	1	1	1	1	1	1
		嵌入式咖啡機 Built-in Coffee Machine	Gaggenau	CM 450 112	1	1	1	1	-	-	-	-	-	-
			Miele	CVA 7840	-	-	-	-	1	1	1	1	1	1
		嵌入式加熱抽屜 Built-in Warming Drawer	Gaggenau	WS 461 112	1	1	1	1	-	-	-	-	-	-
			Miele	ESW 7020	-	-	-	-	1	1	1	1	1	1
			Miele	ESW 7010	-	-	-	-	1	1	1	1	1	1
		嵌入式真空密封抽屜 Built-in Vacuum Sealing Drawer	Miele	EVS 7010	-	-	-	-	1	1	1	1	1	1
		嵌入式洗碗碟機 Built-in Dish Washer	Gaggenau	DF 480 101	1	1	1	1	-	-	-	-	-	-
			Miele	G 7960 C SCVi K2O	-	-	-	-	1	1	1	1	1	1
		天花揚聲器 Ceiling Speaker	Focal	100ICW6	-	-	-	-	-	-	-	-	-	2
		抽氣扇 Exhaust Air Fan	Gelec	DPT20-54B	1	1	1	1	1	1	1	1	1	1

賣方承諾如該期數中沒有安裝指明的品牌名稱或產品型號的升降機或設備，便會安裝品質相若的升降機或設備。
期數住宅樓層由6樓至55樓。第1座不設4樓、13樓、14樓、24樓、34樓、44樓及54樓。29樓為庇護層。
The vendor undertakes that if lifts or appliances of the specified brand name or model number are not installed in the Phase, lifts or appliances of comparable quality will be installed.
The residential floors of the Phase range from the 6/F to the 55/F. There are no 4/F, 13/F, 14/F, 24/F, 34/F, 44/F, and 54/F in Tower 1. 29/F is the refuge floor.



6. 設備說明表 Appliances Schedule

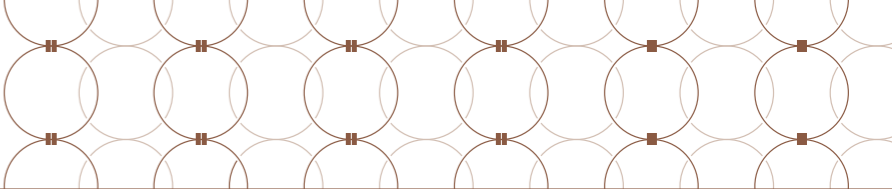
位置 Location		設備 Appliance	品牌名稱 Brand Name	產品型號 Model Number	第1座 Tower 1									
					6樓至28樓 6/F - 28/F (4樓、13樓、14樓及24樓除外) (except 4/F, 13/F,14/F, 24/F)		30樓至35樓 30/F - 35/F (34樓除外) (except 34/F)		36樓至37樓 36/F - 37/F	38樓 38/F	39樓至41樓 39/F - 41/F	42樓 42/F	43樓 43/F	45樓 45/F
					A	B	A	B						
(h)	廚房 2 Kitchen 2	電磁煮食爐 Induction Hob	Miele	CS 1212-1i	-	-	-	-	-	-	1	1	-	-
		抽拉式抽油煙機 Telescopic Hood	Miele	DAS 2620	-	-	-	-	-	-	1	-	-	-
		掛牆式抽油煙機 Wall-mounted Cooker Hood	Arclinea	06 277	-	-	-	-	-	-	-	1	-	-
		嵌入式雪櫃 Built-in Fridge	Sub-Zero	ICBIC-24C	-	-	-	-	-	-	1	1	-	-
		嵌入式微波蒸爐 Built-in Steam Oven with Microwave	Miele	DGM 7840	-	-	-	-	-	-	1	1	-	-
		抽氣扇 Exhaust Air Fan	Gelec	DPT20-54B	-	-	-	-	-	-	1	1	-	-
(i)	浴室 1 Bathroom 1	抽氣扇 Exhaust Air Fan	Gelec	DPT15-32B	1	1	-	1	-	-	-	-	1	1
			Gelec	DPT10-23B	-	-	1	-	1	1	-	-	-	-
			Gelec	DPT20-54C	-	-	-	-	-	-	1	1	-	-
		浴室寶 Thermo Ventilator	三菱電機 Mitsubishi Electric	V-241BZ-HK	1	1	1	1	1	1	1	1	1	1
		天花揚聲器 Ceiling Speaker	Focal	100ICW6	-	-	-	-	-	-	-	-	-	1
(j)	浴室 2 Bathroom 2	抽氣扇 Exhaust Air Fan	Gelec	DPT15-32B	1	1	-	-	1	1	1	1	1	1
		浴室寶 Thermo Ventilator	三菱電機 Mitsubishi Electric	V-241BZ-HK	1	1	1	1	1	1	1	1	1	1
		天花揚聲器 Ceiling Speaker	Focal	100ICW6	-	-	-	-	-	-	-	-	-	1

賣方承諾如該期數中沒有安裝指明的品牌名稱或產品型號的升降機或設備，便會安裝品質相若的升降機或設備。

期數住宅樓層由6樓至55樓。第1座不設4樓、13樓、14樓、24樓、34樓、44樓及54樓。29樓為庇護層。

The vendor undertakes that if lifts or appliances of the specified brand name or model number are not installed in the Phase, lifts or appliances of comparable quality will be installed.

The residential floors of the Phase range from the 6/F to the 55/F. There are no 4/F, 13/F, 14/F, 24/F, 34/F, 44/F, and 54/F in Tower 1. 29/F is the refuge floor.



6. 設備說明表 Appliances Schedule

位置 Location		設備 Appliance	品牌名稱 Brand Name	產品型號 Model Number	第1座 Tower 1									
					6樓至28樓 6/F - 28/F (4樓、13樓、14樓及24樓除外) (except 4/F, 13/F,14/F, 24/F)		30樓至35樓 30/F - 35/F (34樓除外) (except 34/F)		36樓至37樓 36/F - 37/F	38樓 38/F	39樓至41樓 39/F - 41/F	42樓 42/F	43樓 43/F	45樓 45/F
					A	B	A	B						
(k)	浴室 3 Bathroom 3	抽氣扇 Exhaust Air Fan	Gelec	DPT10-23B	1	1	1	1	-	-	-	-	-	-
		浴室寶 Thermo Ventilator	三菱電機 Mitsubishi Electric	V-241BZ-HK	1	1	1	1	-	-	-	-	-	1
		天花揚聲器 Ceiling Speaker	Focal	100ICW6	-	-	-	-	-	-	-	-	-	1
(l)	主人浴室 1 Master Bathroom 1	抽氣扇 Exhaust Air Fan	Gelec	DPT20-54B	1	1	-	-	-	-	-	-	-	-
			Gelec	DPT15-42B	-	-	1	1	1	1	1	1	1	1
		天花揚聲器 Ceiling Speaker	Focal	100ICW6	-	-	-	-	-	-	-	-	-	2
(m)	主人浴室 2 Master Bathroom 2	抽氣扇 Exhaust Air Fan	Gelec	DPT15-42B	-	-	-	-	-	-	1	1	-	-
(n)	化妝間 Powder Room	抽氣扇 Exhaust Air Fan	Gelec	DPT15-32B	1	1	-	-	-	-	1	1	-	1
(o)	洗手間 1 Lavatory 1	煤氣熱水爐 Gas Water Heater	Blueflame	NJW321TFL	1	1	-	-	-	-	-	-	-	-
		抽氣扇 Exhaust Air Fan	Gelec	DPT10-23B	1	1	1	-	1	1	1	1	1	1
			Gelec	DPT15-32B	-	-	-	1	-	-	-	-	-	-
(p)	洗手間 2 Lavatory 2	煤氣熱水爐 Gas Water Heater	Blueflame	NJW321TFL	-	-	-	1	-	-	-	-	-	-
		抽氣扇 Exhaust Air Fan	Gelec	DPT10-23B	-	-	1	1	-	-	1	1	1	1
			Gelec	DPT15-32B	-	-	-	-	1	1	-	-	-	-
		浴室寶 Thermo Ventilator	三菱電機 Mitsubishi Electric	V-241BZ-HK	-	-	-	-	1	1	-	-	-	-

賣方承諾如該期數中沒有安裝指明的品牌名稱或產品型號的升降機或設備，便會安裝品質相若的升降機或設備。

期數住宅樓層由6樓至55樓。第1座不設4樓、13樓、14樓、24樓、34樓、44樓及54樓。29樓為底護層。

The vendor undertakes that if lifts or appliances of the specified brand name or model number are not installed in the Phase, lifts or appliances of comparable quality will be installed.

The residential floors of the Phase range from the 6/F to the 55/F. There are no 4/F, 13/F, 14/F, 24/F, 34/F, 44/F, and 54/F in Tower 1. 29/F is the refuge floor.

6. 設備說明表 Appliances Schedule

位置 Location		設備 Appliance	品牌名稱 Brand Name	產品型號 Model Number	第1座 Tower 1									
					6樓至28樓(4樓、13樓、14樓及24樓除外) 6/F - 28/F (except 4/F, 13/F,14/F, 24/F)		30樓至35樓(34樓除外) 30/F - 35/F (except 34/F)		36樓至37樓 36/F - 37/F	38樓 38/F	39樓至41樓 39/F - 41/F	42樓 42/F	43樓 43/F	45樓 45/F
					A	B	A	B						
(q)	洗手間 3 Lavatory 3	抽氣扇 Exhaust Air Fan	Gelec	DPT10-23B	-	-	-	-	1	1	-	-	1	-
(r)	走廊 Corridor	視象對講機 Video Door Phone	Comelit	6813W	-	-	1	1	-	-	-	-	-	-
		煤氣熱水爐 Gas Water Heater	Blueflame	NJW321TFL	-	-	2 [#]	-	-	-	-	-	-	-
		抽氣扇 Exhaust Air Fan	Gelec	DPT10-23B	-	-	-	-	1	1	1	1	1	1
		天花揚聲器 Ceiling Speaker	Focal	100ICW6	-	-	-	-	-	-	-	-	-	2
(s)	游泳池 Swimming Pool	抽氣扇 Exhaust Air Fan	Gelec	DPT20-54B	-	-	-	-	-	-	-	-	1	-
(t)	工作間 / 工作間 1 Utility Room / Utility Room 1	視象對講機 Video Door Phone	Comelit	6813W	-	-	-	-	1	1	1	1	1	1
		洗衣乾衣機 Washer-dryer	Miele	WTR 860 WPM	1	1	1	1	1	1	1	1	1	1
		洗衣機 Washer	Miele	WWV 980 WPS	1	1	1	1	1	1	1	1	1	1
		乾衣機 Dryer	TGC	RJD430	-	-	-	-	-	-	-	-	-	1
				RJD650	1	1	1	1	1	1	1	1	1	-
		煤氣熱水爐 Gas Water Heater	Blueflame	NJW321TFL	2	2	3 [@] 1 [#]	2	3	3	3	3	3	3

賣方承諾如該期數中沒有安裝指明的品牌名稱或產品型號的升降機或設備，便會安裝品質相若的升降機或設備。

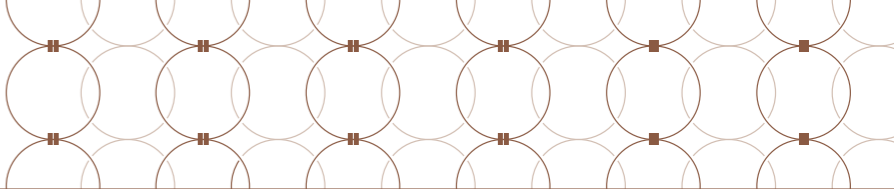
期數住宅樓層由6樓至55樓。第1座不設4樓、13樓、14樓、24樓、34樓、44樓及54樓。29樓為庇護層。

The vendor undertakes that if lifts or appliances of the specified brand name or model number are not installed in the Phase, lifts or appliances of comparable quality will be installed.

The residential floors of the Phase range from the 6/F to the 55/F. There are no 4/F, 13/F, 14/F, 24/F, 34/F, 44/F, and 54/F in Tower 1. 29/F is the refuge floor.

備註：1. 上表內之數字代表該設備提供及 / 或安裝於住宅物業的數量。
2. "#" 代表「只適用於31樓至35樓的A單位」。
3. "@" 代表「只適用於30的A單位」。

Notes: 1. The numbers in the table above denote the quantity of such appliance(s) provided and / or installed within the residential property.
2. "#" denotes "For Flats A on 31/F - 35/F only".
3. "@" denotes "For Flats A on 30/F only".



6. 設備說明表 Appliances Schedule

位置 Location		設備 Appliance	品牌名稱 Brand Name	產品型號 Model Number	第1座 Tower 1									
					6樓至28樓(4樓、13樓、14樓及24樓除外) 6/F - 28/F (except 4/F, 13/F,14/F, 24/F)		30樓至35樓(34樓除外) 30/F - 35/F (except 34/F)		36樓至37樓 36/F - 37/F	38樓 38/F	39樓至41樓 39/F - 41/F	42樓 42/F	43樓 43/F	45樓 45/F
					A	B	A	B						
(u)	儲物室1 Store Room 1	音效放大器 Audio Amplifier	Sonos	Amp	-	-	-	-	-	-	-	-	-	8
		網絡交換機 Ethernet Switch	Netgear	GS308	-	-	-	-	-	-	-	-	-	2
(v)	過濾機房 Filtration Plant Room	泳池水泵 Swimming Pool Filtration Pump	Waterco	Hydrostorm 200	-	-	-	-	-	-	-	-	1	-
		沙缸過濾器 Sand Filter	Waterco	S400	-	-	-	-	-	-	-	-	1	-
		臭氧設備 UV Ozone Generator	Triogen	TOG B2	-	-	-	-	-	-	-	-	1	-
(w)	風櫃房 Air Handling Unit Room	空氣淨化器 Air Treatment Unit	Innoclean	PTU102E	2	2	1	2	3*	3*	3*	3*	3*	-^

賣方承諾如該期數中沒有安裝指明的品牌名稱或產品型號的升降機或設備，便會安裝品質相若的升降機或設備。

期數住宅樓層由6樓至55樓。第1座不設4樓、13樓、14樓、24樓、34樓、44樓及54樓。29樓為庇護層。

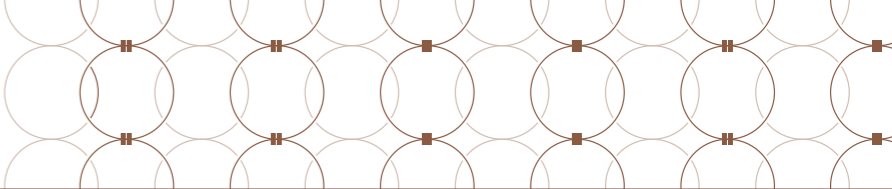
The vendor undertakes that if lifts or appliances of the specified brand name or model number are not installed in the Phase, lifts or appliances of comparable quality will be installed.

The residential floors of the Phase range from the 6/F to the 55/F. There are no 4/F, 13/F, 14/F, 24/F, 34/F, 44/F, and 54/F in Tower 1. 29/F is the refuge floor.

- 備註：

 - 上表內之數字代表該設備提供及 / 或安裝於住宅物業的數量。
 - "*" 代表單位內的相關設備位於鄰近廚房的風櫃房及鄰近傭人房的風櫃房內。
 - "^" 代表單位內的相關設備位於鄰近廚房的風櫃房及鄰近儲物室1的風櫃房內。
- Notes:

 - The numbers in the table above denote the quantity of such appliance(s) provided and / or installed within the residential property.
 - "*" denotes that the related appliances for the residential unit are located in the Air Handling Unit Room near the Kitchen and the Air Handling Unit Room near the Maid Room.
 - "^" denotes that the related appliances for the residential unit are located in the Air Handling Unit Room near the Kitchen and the Air Handling Unit Room near the Store Room 1.



6. 設備說明表 Appliances Schedule

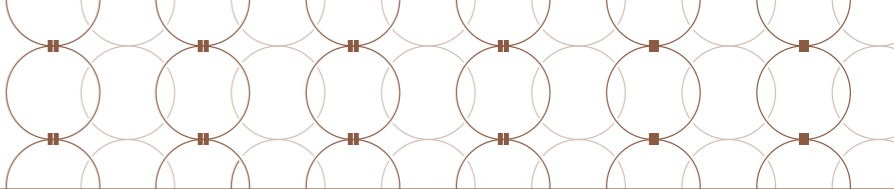
位置 Location		設備 Appliance	品牌名稱 Brand Name	產品型號 Model Number	第1座 Tower 1												
					46樓 46/F	47樓 47/F		48樓 48/F	49樓 49/F		50樓 50/F	51樓 51/F		52樓 52/F	53樓 53/F	55樓 55/F	天台 R/F
					Duplex 46		B	Duplex 48		B	Duplex 50		B	Penthouse 52W			
(a)	大門入口 Main Entrance	視像對講機 Video Door Phone	Comelit	6813W	1	-	1	1	-	1	1	-	1	1	-	-	-
(b)	客廳 / 飯廳 Living Room / Dining Room	電磁煮食爐 Induction Hob	Gaggenau	VI 232 121	-	-	1	-	-	1	-	-	1	-	-	-	-
			Miele	CS 1212 1i	1	-	-	-	-	-	-	-	-	-	-	-	-
		頂掛式抽油煙機 Ceiling-mounted Cooker Hood	Falmec	Nova	1	-	1	-	-	1	-	-	1	-	-	-	-
		嵌入式雪櫃 Built-in Fridge	Sub-Zero	ICBID-24RO	1	-	1	-	-	1	-	-	1	-	-	-	-
		紅外線幕簾探測器 PIR Curtain Detector	Hikvision	DS-PDC15-EG2	2	1	1	2	1	1	-	-	1	2	2	2	-
		動態感應器 Motion Detector	UKG	USZ-PIR-WH-ZP06	1	-	-	1	-	-	-	-	-	2	-	-	-
(c)	家庭間 Family Room	數碼媒體播放器 Digital Media Player	Sonos	AMP	-	-	-	-	-	-	1	-	-	-	-	-	-
		動態感應器 Motion Detector	UKG	USZ-PIR-WH-ZP06	-	-	-	-	1	-	-	-	-	-	-	-	-
		地暖 Floor Heat	Raychem	T2RED	-	-	-	-	-	-	1	-	-	-	-	-	-
(d)	家庭區 Family Area	動態感應器 Motion Detector	UKG	USZ-PIR-WH-ZP06	-	-	-	-	-	-	-	-	-	-	2	-	-

賣方承諾如該期數中沒有安裝指明的品牌名稱或產品型號的升降機或設備，便會安裝品質相若的升降機或設備。

期數住宅樓層由6樓至55樓。第1座不設4樓、13樓、14樓、24樓、34樓、44樓及54樓。29樓為底護層。

The vendor undertakes that if lifts or appliances of the specified brand name or model number are not installed in the Phase, lifts or appliances of comparable quality will be installed.

The residential floors of the Phase range from the 6/F to the 55/F. There are no 4/F, 13/F, 14/F, 24/F, 34/F, 44/F, and 54/F in Tower 1. 29/F is the refuge floor.



6. 設備說明表 Appliances Schedule

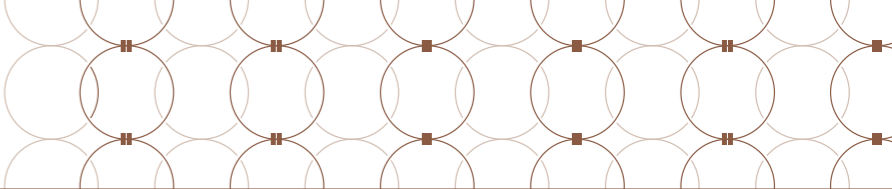
位置 Location		設備 Appliance	品牌名稱 Brand Name	產品型號 Model Number	第1座 Tower 1												
					46樓 46/F	47樓 47/F		48樓 48/F	49樓 49/F		50樓 50/F	51樓 51/F		52樓 52/F	53樓 53/F	55樓 55/F	天台 R/F
					Duplex 46		B	Duplex 48		B	Duplex 50		B	Penthouse 52W			
(e)	睡房1 Bedroom 1	4K 65吋智能電視 4K 65" Smart TV	LG	OLED65C4PCA	-	-	-	-	-	-	1	-	-	-	-	-	-
		掛牆式環迴立體揚聲器 On Wall Surround Sound Speaker	KEF	T301	-	-	-	-	-	-	4	-	-	-	-	-	-
		掛牆式中置揚聲器 On Wall Center Speaker	KEF	T101	-	-	-	-	-	-	2	-	-	-	-	-	-
		ATMOS環繞聲喇叭 ATMOS Speaker	Sonance	IS8	-	-	-	-	-	-	4	-	-	-	-	-	-
		主動式超底音 Active Subwoofer	KEF	T2	-	-	-	-	-	-	1	-	-	-	-	-	-
		視訊處理器及放大器 AV Processor and Amplifier	ANTHAM	MRX740	-	-	-	-	-	-	1	-	-	-	-	-	-
(f)	書房 Study Room	數碼媒體播放器 Digital Media Player	Sonos	AMP	-	-	-	-	-	-	-	1	-	-	-	-	-
		5吋背景音樂天花揚聲器 5-inch BGM Ceiling Speaker	KEF	Ci300QRFI	-	-	-	-	-	-	-	1	-	-	-	-	-
(g)	主人睡房1 Master Bedroom 1	4K 65吋智能電視 4K 65" Smart TV	LG	OLED65C4PCA	-	-	-	-	-	-	-	1	-	-	-	-	-
		數碼媒體播放器 Digital Media Player	Sonos	AMP	-	-	-	-	-	-	-	1	-	-	-	-	-
		揚聲器 Soundbar	Sonos	ARC SOUNDBAR	-	-	-	-	-	-	-	1	-	-	-	-	-
		3吋浴室天花揚聲器 3-inch Bathroom Ceiling Speaker	KEF	Ci100.2QR	-	-	-	-	-	-	-	2	-	-	-	-	-
		鏡面電視 Mirror TV	Green Antsdata	KS-MT-1822G	-	-	-	-	-	-	-	1	-	-	-	-	-
		地暖 Floor Heat	Raychem	T2RED	-	-	-	-	-	-	-	1	-	-	-	-	-

賣方承諾如該期數中沒有安裝指明的品牌名稱或產品型號的升降機或設備，便會安裝品質相若的升降機或設備。

期數住宅樓層由6樓至55樓。第1座不設4樓、13樓、14樓、24樓、34樓、44樓及54樓。29樓為庇護層。

The vendor undertakes that if lifts or appliances of the specified brand name or model number are not installed in the Phase, lifts or appliances of comparable quality will be installed.

The residential floors of the Phase range from the 6/F to the 55/F. There are no 4/F, 13/F, 14/F, 24/F, 34/F, 44/F, and 54/F in Tower 1. 29/F is the refuge floor.



6. 設備說明表 Appliances Schedule

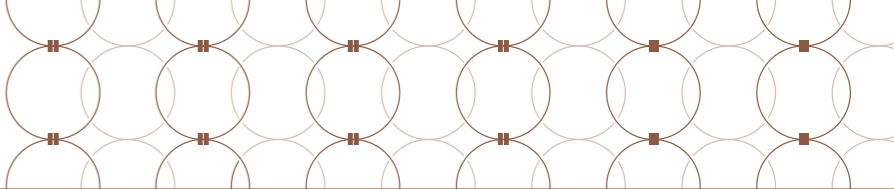
位置 Location		設備 Appliance	品牌名稱 Brand Name	產品型號 Model Number	第1座 Tower 1												
					46樓 46/F	47樓 47/F		48樓 48/F	49樓 49/F		50樓 50/F	51樓 51/F		52樓 52/F	53樓 53/F	55樓 55/F	天台 R/F
					Duplex 46		B	Duplex 48		B	Duplex 50		B	Penthouse 52W			
(h)	主人睡房2 Master Bedroom 2	4K 65吋智能電視 4K 65" Smart TV	LG	OLED65C4PCA	-	-	-	-	-	-	1	-	-	-	-	-	-
		揚聲器 Soundbar	Sonos	ARC SOUNDBAR	-	-	-	-	-	-	1	-	-	-	-	-	-
		數碼媒體播放器 Digital Media Player	Sonos	AMP	-	-	-	-	-	-	1	-	-	-	-	-	-
		3吋浴室天花揚聲器 3-inch Bathroom Ceiling Speaker	KEF	Ci100.2QR	-	-	-	-	-	-	1	-	-	-	-	-	-
		地暖 Floor Heat	Raychem	T2RED	-	-	-	-	-	-	1	-	-	-	-	-	-
(i)	衣帽間 Walk-in Closet	地暖 Floor Heat	Raychem	T2RED	-	-	-	-	-	-	1	-	-	-	-	-	-
(j)	夫人更衣室 Mrs. Dressing	夾萬 Safety Box	耶魯 Yale	YSEM620EG1	-	-	-	-	-	-	-	1	-	-	-	-	-
		地暖 Floor Heat	Raychem	T2RED	-	-	-	-	-	-	-	1	-	-	-	-	-
(k)	先生更衣室 Mr. Dressing	地暖 Floor Heat	Raychem	T2RED	-	-	-	-	-	-	-	1	-	-	-	-	-
(l)	總統套間 President Suite	動態感應器 Motion Detector	UKG	USZ-PIR-WH-ZP06	-	-	-	-	-	-	-	-	-	-	-	2	-

賣方承諾如該期數中沒有安裝指明的品牌名稱或產品型號的升降機或設備，便會安裝品質相若的升降機或設備。

期數住宅樓層由6樓至55樓。第1座不設4樓、13樓、14樓、24樓、34樓、44樓及54樓。29樓為庇護層。

The vendor undertakes that if lifts or appliances of the specified brand name or model number are not installed in the Phase, lifts or appliances of comparable quality will be installed.

The residential floors of the Phase range from the 6/F to the 55/F. There are no 4/F, 13/F, 14/F, 24/F, 34/F, 44/F, and 54/F in Tower 1. 29/F is the refuge floor.



6. 設備說明表 Appliances Schedule

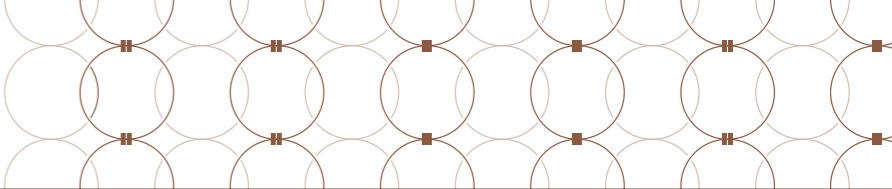
位置 Location		設備 Appliance	品牌名稱 Brand Name	產品型號 Model Number	第1座 Tower 1												
					46樓 46/F	47樓 47/F		48樓 48/F	49樓 49/F		50樓 50/F	51樓 51/F		52樓 52/F	53樓 53/F	55樓 55/F	天台 R/F
					Duplex 46		B	Duplex 48		B	Duplex 50		B	Penthouse 52W			
(m)	廚房 / 廚房 1 Kitchen / Kitchen 1	無線入侵警報系統 Wireless Intrusion Alarm System	Hikvision	DS-PWA64-L-WB	1	-	1	1	-	1	1	-	1	1	1	-	-
		單頭煤氣煮食爐 Single-burner Gas Wok	Gaggenau	VG 231 320 HK	-	-	1	-	-	1	-	-	1	-	-	-	-
			Miele	CS 1018 G	-	-	-	-	-	-	1	-	-	-	-	-	-
			WOLF	ICBMM15TF/S	1	-	-	-	-	-	-	-	-	-	-	-	-
		雙頭煤氣煮食爐 Double-burner Gas Hob	Gaggenau	VG 232 320 HK	-	-	1	-	-	1	-	-	1	-	-	-	-
			Miele	CS 1013-1	-	-	-	-	-	-	1	-	-	-	-	-	-
			WOLF	ICBCG152TF/S	1	-	-	-	-	-	-	-	-	-	-	-	-
		中式炒爐 Chinese Wok Range	Unico	WR-16N	-	-	-	-	-	-	1	-	-	-	-	-	-
		電燒烤爐 Electric BBQ Grill	Gaggenau	VR 230 120	-	-	1	-	-	1	-	-	1	-	-	-	-
			Miele	CS 1312 BG	-	-	-	-	-	-	1	-	-	-	-	-	-
		嵌入式日式燒烤爐 Built-in Teppenyaki Grill	Miele	CS 1327 Y	-	-	-	-	-	-	1	-	-	-	-	-	-
		電磁煮食爐 Induction Hob	Gaggenau	VI 232 121	-	-	-	-	-	-	-	-	1	-	-	-	-
			WOLF	ICBCI152TF/S	1	-	-	-	-	-	-	-	-	-	-	-	-
		掛牆式抽油煙機 Wall-mounted Cooker Hood	Miele	DA 4228 W	-	-	-	-	-	-	1	-	-	-	-	-	-
			Miele	DA5328W	1	-	-	-	-	-	-	-	-	-	-	-	-
			Arclinea	06 277	-	-	1	-	-	1	-	-	1	-	-	-	-
			Unico	WR-16N	-	-	-	-	-	-	1	-	-	-	-	-	-
		頂掛式抽油煙機 Ceiling-mounted Cooker Hood	Arclinea	06 27Y	-	-	-	-	-	-	-	-	1	-	-	-	-
		蒸汽冷凝煙罩 Waterless Hood	Unox	XEKHT-ACEU	-	-	-	-	-	-	1	-	-	-	-	-	-

賣方承諾如該期數中沒有安裝指明的品牌名稱或產品型號的升降機或設備，便會安裝品質相若的升降機或設備。

期數住宅樓層由6樓至55樓。第1座不設4樓、13樓、14樓、24樓、34樓、44樓及54樓。29樓為庇護層。

The vendor undertakes that if lifts or appliances of the specified brand name or model number are not installed in the Phase, lifts or appliances of comparable quality will be installed.

The residential floors of the Phase range from the 6/F to the 55/F. There are no 4/F, 13/F, 14/F, 24/F, 34/F, 44/F, and 54/F in Tower 1. 29/F is the refuge floor.



6. 設備說明表 Appliances Schedule

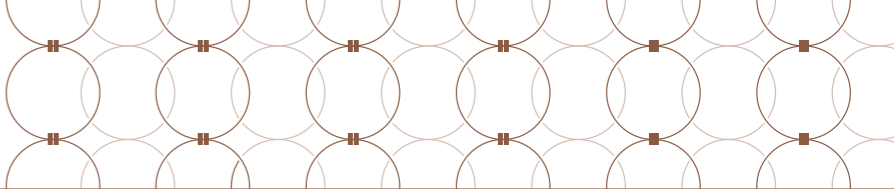
位置 Location		設備 Appliance	品牌名稱 Brand Name	產品型號 Model Number	第1座 Tower 1												
					46樓 46/F	47樓 47/F		48樓 48/F	49樓 49/F		50樓 50/F	51樓 51/F		52樓 52/F	53樓 53/F	55樓 55/F	天台 R/F
					Duplex 46		B	Duplex 48		B	Duplex 50		B	Penthouse 52W			
(m)	廚房 / 廚房 1 Kitchen / Kitchen 1	嵌入式雪櫃 Built-in Fridge	Sub-Zero	ICBCL4250S/O	1	-	1	-	-	1	-	-	1	-	-	-	-
			Sub-Zero	ICBDEC2450R/R	-	-	-	-	-	-	1	-	-	-	-	-	-
		嵌入式冰箱 Built-in Freezer	Sub-Zero	ICBDEC2450FI/L	1	-	-	-	-	-	1	-	-	-	-	-	-
		嵌入式微波焗爐 Built-in Combi Microwave Oven	Gaggenau	BM 451 110 / BM 450 110	-	-	1	-	-	1	-	-	1	-	-	-	-
		嵌入式微波蒸焗爐 Built-in Combi Steam Oven	Gaggenau	BS 450 111	-	-	-	-	-	-	-	-	1	-	-	-	-
		嵌入式微波蒸爐 Built-in Steam Oven with Microwave	Miele	DGM 7840	1	-	-	-	-	-	-	-	-	-	-	-	-
		嵌入式蒸焗爐 Built-in Steam Oven	Miele	DGC 7860 HC	-	-	-	-	-	-	1	-	-	-	-	-	-
		嵌入式焗爐 Built-in Oven	Gaggenau	BO 471 112 / BO 470 112	-	-	1	-	-	1	-	-	1	-	-	-	-
			Miele	H 7890 BP	1	-	-	-	-	-	1	-	-	-	-	-	-
			Miele	DO7860	1	-	-	-	-	-	-	-	-	-	-	-	-
		熱風焗爐 Convention Oven	Unox	XEFT-03EU-ETDV	-	-	-	-	-	-	1	-		-	-	-	-
		嵌入式咖啡機 Built-in Coffee Machine	Gaggenau	CM 450 112	-	-	1	-	-	1	-	-	1	-	-	-	-
			Miele	CVA 7840	1	-	-	-	-	-	1	-	-	-	-	-	-
		嵌入式加熱抽屜 Built-in Warming Drawer	Gaggenau	WS 461 112	-	-	1	-	-	1	-	-	1	-	-	-	-
			Miele	ESW 7020	1	-	-	-	-	-	-	-	-	-	-	-	-
			Miele	ESW 7010	1	-	-	-	-	-	1	-	-	-	-	-	-

賣方承諾如該期數中沒有安裝指明的品牌名稱或產品型號的升降機或設備，便會安裝品質相若的升降機或設備。

期數住宅樓層由6樓至55樓。第1座不設4樓、13樓、14樓、24樓、34樓、44樓及54樓。29樓為庇護層。

The vendor undertakes that if lifts or appliances of the specified brand name or model number are not installed in the Phase, lifts or appliances of comparable quality will be installed.

The residential floors of the Phase range from the 6/F to the 55/F. There are no 4/F, 13/F, 14/F, 24/F, 34/F, 44/F, and 54/F in Tower 1. 29/F is the refuge floor.



6. 設備說明表 Appliances Schedule

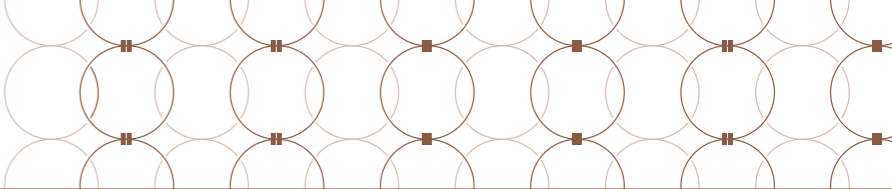
位置 Location		設備 Appliance	品牌名稱 Brand Name	產品型號 Model Number	第1座 Tower 1												
					46樓 46/F	47樓 47/F		48樓 48/F	49樓 49/F		50樓 50/F	51樓 51/F		52樓 52/F	53樓 53/F	55樓 55/F	天台 R/F
					Duplex 46		B	Duplex 48		B	Duplex 50		B	Penthouse 52W			
(m)	廚房 / 廚房 1 Kitchen / Kitchen 1	嵌入式洗碗碟機 Built-in Dish Washer	Gaggenau	DF 480 101	-	-	1	-	-	1	-	-	1	-	-	-	-
			Miele	G 7960 C SCVi K2O	1	-	-	-	-	-	1	-	-	-	-	-	-
		抽氣扇 Exhaust Air Fan	Gelec	DPT20-54B	1	-	1	1	-	1	1	-	1	1	-	-	-
		煤氣熱水爐 Gas Water Heater	Blueflame	NJW321TFL	-	-	-	-	-	-	2	-	-	-	-	-	-
(n)	廚房 2 Kitchen 2	視像對講機 Video Door Phone	Comelit	6813W	-	-	-	-	-	-	-	-	-	1	-	-	-
(o)	浴室 1 Bathroom 1	抽氣扇 Exhaust Air Fan	Gelec	DPT15-32B	-	-	1	-	-	1	-	-	1	-	-	-	-
				DPT10-23B	1	-	-	1	-	-	1	-	-	-	1	-	-
		浴室寶 Thermo Ventilator	三菱電機 Mitsubishi Electric	V-241BZ-HK	1	-	1	1	-	1	1	-	1	-	-	-	-
		地暖 Floor Heat	Raychem	T2RED	-	-	-	-	-	-	1	-	-	-	-	-	-
(p)	浴室 2 Bathroom 2	抽氣扇 Exhaust Air Fan	Gelec	DPT15-32B	-	-	1	-	-	1	-	-	1	-	-	-	-
				DPT10-23B	1	-	-	1	-	-	1	-	-	-	1	-	-
		浴室寶 Thermo Ventilator	三菱電機 Mitsubishi Electric	V-241BZ-HK	1	-	1	1	-	1	1	-	1	-	1	-	-
		地暖 Floor Heat	Raychem	T2RED	-	-	-	-	-	-	1	-	-	-	-	-	-
(q)	浴室 3 Bathroom 3	抽氣扇 Exhaust Air Fan	Gelec	DPT10-23B	-	-	1	-	-	1	-	-	1	-	1	-	-
		浴室寶 Thermo Ventilator	三菱電機 Mitsubishi Electric	V-241BZ-HK	-	-	1	-	-	1	-	-	1	-	1	-	-
(r)	主人浴室 1 Master Bathroom 1	抽氣扇 Exhaust Air Fan	Gelec	DPT20-54B	-	-	1	-	-	1	-	-	1	-	-	-	-
				DPT15-42B	-	-	-	-	-	-	-	-	-	1	-	-	
				DPT20-54C	-	1	-	-	1	-	-	1	-	-	-	-	-
		煤氣熱水爐 Gas Water Heater	Blueflame	NJW321TFL	-	2	-	-	2	-	2	-	-	-	-	-	-
		地暖 Floor Heat	Raychem	T2RED	-	-	-	-	-	-	-	1	-	-	-	-	-

賣方承諾如該期數中沒有安裝指明的品牌名稱或產品型號的升降機或設備，便會安裝品質相若的升降機或設備。

期數住宅樓層由6樓至55樓。第1座不設4樓、13樓、14樓、24樓、34樓、44樓及54樓。29樓為庇護層。

The vendor undertakes that if lifts or appliances of the specified brand name or model number are not installed in the Phase, lifts or appliances of comparable quality will be installed.

The residential floors of the Phase range from the 6/F to the 55/F. There are no 4/F, 13/F, 14/F, 24/F, 34/F, 44/F, and 54/F in Tower 1. 29/F is the refuge floor.



6. 設備說明表 Appliances Schedule

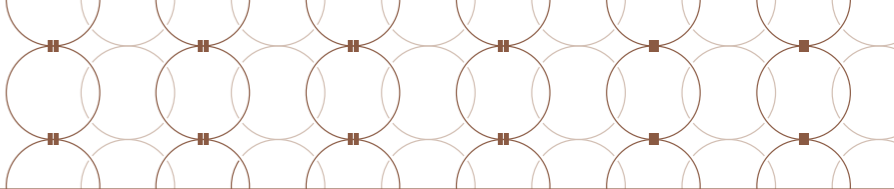
位置 Location		設備 Appliance	品牌名稱 Brand Name	產品型號 Model Number	第1座 Tower 1												
					46樓 46/F	47樓 47/F		48樓 48/F	49樓 49/F		50樓 50/F	51樓 51/F		52樓 52/F	53樓 53/F	55樓 55/F	天台 R/F
					Duplex 46		B	Duplex 48		B	Duplex 50		B	Penthouse 52W			
(s)	主人浴室 2 Master Bathroom 2	音樂串流器 Music Streamer	Sonos	Port	-	-	-	-	-	-	-	1	-	-	-	-	-
		隱藏式揚聲器 Invisible Speaker	Sonance	IS6T	-	-	-	-	-	-	-	2	-	-	-	-	-
		抽氣扇 Exhaust Air Fan	Gelec	DPT15-42B	1	-	-	1	-	-	1	-	-	-	-	-	-
		地暖 Floor Heat	Raychem	T2RED	-	-	-	-	-	-	1	-	-	-	-	-	-
(t)	總統套房浴室 President Suite Bathroom	抽氣扇 Exhaust Air Fan	Gelec	DPT20-65B	-	-	-	-	-	-	-	-	-	-	-	1	-
(u)	化妝間 Powder Room	抽氣扇 Exhaust Air Fan	Gelec	DPT15-32B	1	-	1	1	-	1	1	-	1	-	-	-	-
		地暖 Floor Heat	Raychem	T2RED	-	-	-	-	-	-	1	-	-	-	-	-	-
(v)	洗手間 / 洗手間 1 Lavatory / Lavatory 1	煤氣熱水爐 Gas Water Heater	Blueflame	NJW321TFL	-	-	1	-	-	1	-	-	1	-	-	-	-
		抽氣扇 Exhaust Air Fan	Gelec	DPT10-23B	1	-	1	1	-	1	1	-	1	1	-	-	-
		地暖 Floor Heat	Raychem	T2RED	-	-	-	-	-	-	1	-	-	-	-	-	-
(w)	洗手間 2 Lavatory 2	抽氣扇 Exhaust Air Fan	Gelec	DPT10-23B	1	-	-	1	-	-	1	-	-	1	-	-	-
(x)	洗手間 3 Lavatory 3	抽氣扇 Exhaust Air Fan	Gelec	DPT10-23B	-	1	-	-	1	-	-	1	-	1	-	-	-
		地暖 Floor Heat	Raychem	T2RED	-	-	-	-	-	-	-	1	-	-	-	-	-
(y)	洗手間 4 Lavatory 4	抽氣扇 Exhaust Air Fan	Gelec	DPT10-23B	-	1	-	-	1	-	-	1	-	-	-	-	-
		浴室寶 Thermo Ventilator	三菱電機 Mitsubishi Electric	V-241BZ-HK	-	1	-	-	1	-	-	1	-	-	-	-	-
		地暖 Floor Heat	Raychem	T2RED	-	-	-	-	-	-	-	1	-	-	-	-	-
(z)	洗手間 5 Lavatory 5	抽氣扇 Exhaust Air Fan	Gelec	DPT10-23B	-	-	-	-	-	-	-	-	-	-	1	-	-
(aa)	洗手間 6 Lavatory 6	抽氣扇 Exhaust Air Fan	Gelec	DPT10-23B	-	-	-	-	-	-	-	-	-	-	1	-	-
(ab)	洗手間 7 Lavatory 7	抽氣扇 Exhaust Air Fan	Gelec	DPT10-23B	-	-	-	-	-	-	-	-	-	-	-	1	-
(ac)	洗手間 8 Lavatory 8	抽氣扇 Exhaust Air Fan	Gelec	DPT10-23B	-	-	-	-	-	-	-	-	-	-	-	1	-

賣方承諾如該期數中沒有安裝指明的品牌名稱或產品型號的升降機或設備，便會安裝品質相若的升降機或設備。

期數住宅樓層由6樓至55樓。第1座不設4樓、13樓、14樓、24樓、34樓、44樓及54樓。29樓為庇護層。

The vendor undertakes that if lifts or appliances of the specified brand name or model number are not installed in the Phase, lifts or appliances of comparable quality will be installed.

The residential floors of the Phase range from the 6/F to the 55/F. There are no 4/F, 13/F, 14/F, 24/F, 34/F, 44/F, and 54/F in Tower 1. 29/F is the refuge floor.



6. 設備說明表 Appliances Schedule

位置 Location		設備 Appliance	品牌名稱 Brand Name	產品型號 Model Number	第1座 Tower 1												
					46樓 46/F	47樓 47/F		48樓 48/F	49樓 49/F		50樓 50/F	51樓 51/F		52樓 52/F	53樓 53/F	55樓 55/F	天台 R/F
					Duplex 46		B	Duplex 48		B	Duplex 50		B	Penthouse 52W			
(ad)	桑拿 Sauna	抽氣扇 Exhaust Air Fan	Gelec	DPT10-23B	-	-	-	-	-	-	-	-	-	-	-	1	-
(ae)	走廊 Corridor	動態感應器 Motion Detector	UKG	USZ-PIR-WH-ZP06	-	-	-	1	-	-	-	-	-	-	-	-	-
(af)	走廊（主人睡房 1外） Corridor (Outside the Master Bedroom 1)	嵌入式雪櫃 Built-in Fridge	Sub-Zero	ICBID-24RO	-	-	-	-	-	-	-	1	-	-	-	-	-
(ag)	工作間 / 工作間 1 Utility Room / Utility Room 1	洗衣乾衣機 Washer-dryer	Miele	WTR 860 WPM	1	-	-	-	-	-	1	-	1	-	-	-	-
		洗衣機 Washer	Miele	WWV 980 WPS	1	-	-	-	-	-	1	-	1	-	-	-	-
		乾衣機 Dryer	TGC	RJD650	1	-	-	-	-	-	1	-	1	-	-	-	-
		煤氣熱水爐 Gas Water Heater	Blueflame	NJW321TFL	3	-	2	3	-	2	3	-	2	2	-	-	-
		視像對講機 Video Door Phone	Comelit	6813W	1	-	-	1	-	-	1	-	-	1	1	-	-
(ah)	工作間 2 Utility Room 2	煤氣熱水爐 Gas Water Heater	Blueflame	NJW321TFL	-	-	-	-	-	-	-	-	-	-	3	-	-
		視像對講機 Video Door Phone	Comelit	6813W	-	-	-	-	-	-	-	-	-	-	1	-	-
(ai)	儲物室 1 Store 1	抽氣扇 Exhaust Air Fan	Gelec	DPT10-23B	-	-	-	1	-	-	-	-	-	-	-	-	-
(aj)	按摩浴缸 Jacuzzi	按摩池水泵 Spa Pool Jet Pump	Waterco	Hydrostorm Plus 300	-	-	-	-	-	-	1	-	-	-	-	-	-
		濾心式過濾器 Cartridge Filter	Hayward	C250	-	-	-	-	-	-	2	-	-	-	-	-	-
(ak)	私人天台 Private Roof	泳池水泵 Swimming Pool Filtration Pump	Waterco	Hydrostorm 200	-	-	-	-	-	-	-	-	-	-	-	-	1
		沙缸過濾器 Sand Filter	Waterco	S400	-	-	-	-	-	-	-	-	-	-	-	-	1
		臭氧設備 UV Ozone Generator	Triogen	TOG B2	-	-	-	-	-	-	-	-	-	-	-	-	1

賣方承諾如該期數中沒有安裝指明的品牌名稱或產品型號的升降機或設備，便會安裝品質相若的升降機或設備。

期數住宅樓層由6樓至55樓。第1座不設4樓、13樓、14樓、24樓、34樓、44樓及54樓。29樓為庇護層。

The vendor undertakes that if lifts or appliances of the specified brand name or model number are not installed in the Phase, lifts or appliances of comparable quality will be installed.

The residential floors of the Phase range from the 6/F to the 55/F. There are no 4/F, 13/F, 14/F, 24/F, 34/F, 44/F, and 54/F in Tower 1. 29/F is the refuge floor.

6. 設備說明表 Appliances Schedule

位置 Location		設備 Appliance	品牌名稱 Brand Name	產品型號 Model Number	第1座 Tower 1												
					46樓 46/F	47樓 47/F		48樓 48/F	49樓 49/F		50樓 50/F	51樓 51/F		52樓 52/F	53樓 53/F	55樓 55/F	天台 R/F
					Duplex 46		B	Duplex 48		B	Duplex 50		B	Penthouse 52W			
(al)	風櫃房 Air Handling Unit Room	空氣淨化器 Air Treatment Unit	Innoclean	PTU102E	3*	1	2	3^	1	2	3^	1	2	3#	2@	2**	-
		蒸氣加濕器 Steam Humidifier	Condair	RH	-	-	-	3^	2	-	3^	1	-	3#	2@	2**	-
(am)	私人升降機大堂 Private Lift Lobby	煤氣熱水爐 Gas Water Heater	Blueflame	NJW321TFL	-	-	-	-	-	-	-	-	-	-	-	-	6
		無機房升降機 Machine-room-less Elevator	奧的斯 Otis	GeN2 Regen MRL	-	-	-	-	-	-	-	-	-	1			
					3樓 3/F												
					Penthouse 52W												
(an)	3樓私人升降機 大堂'29' 3/F Private Lift Lobby '29'	抽氣扇 Exhaust Air Fan	Gelec	DPT20-65B	1												

賣方承諾如該期數中沒有安裝指明的品牌名稱或產品型號的升降機或設備，便會安裝品質相若的升降機或設備。

期數住宅樓層由6樓至55樓。第1座不設4樓、13樓、14樓、24樓、34樓、44樓及54樓。29樓為庇護層。

The vendor undertakes that if lifts or appliances of the specified brand name or model number are not installed in the Phase, lifts or appliances of comparable quality will be installed.

The residential floors of the Phase range from the 6/F to the 55/F. There are no 4/F, 13/F, 14/F, 24/F, 34/F, 44/F, and 54/F in Tower 1. 29/F is the refuge floor.

備註：1. 上表內之數字代表該設備提供及 / 或安裝於住宅物業的數量。

2. "★" 代表單位內的相關設備位於鄰近廚房的風櫃房及鄰近儲物室1的風櫃房內。

3. "^" 代表單位內的相關設備位於鄰近廚房的風櫃房及鄰近傭人房的風櫃房內。

4. "#" 代表單位內的相關設備位於52樓鄰近廚房2的風櫃房及鄰近傭人房的風櫃房內。

5. "@" 代表單位內的相關設備位於53樓鄰近睡房3的風櫃房及鄰近工作間2的風櫃房內。

6. "★★" 代表單位內的相關設備位於55樓鄰近書房的風櫃房及鄰近私人升降機旁樓梯的風櫃房內。

Notes: 1. The numbers in the table above denote the quantity of such appliance(s) provided and / or installed within the residential property.

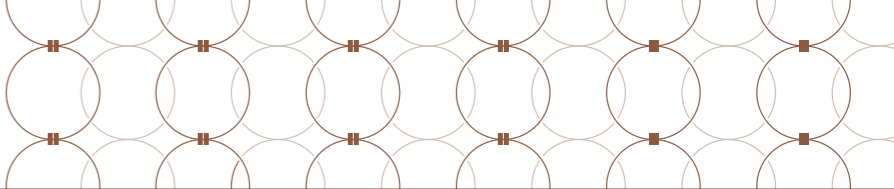
2. "★" denotes that the related appliances for the residential unit are located in the Air Handling Unit Room near the Kitchen and the Air Handling Unit Room near the Store Room 1.

3. "^" denotes that the related appliances for the residential unit are located in the Air Handling Unit Room near the Kitchen and the Air Handling Unit Room near the Maid Room.

4. "#" denotes that the related appliances for the residential unit are located in the Air Handling Unit Room near the Kitchen 2 and the Air Handling Unit Room near the Maid Room on the 52/F.

5. "@" denotes that the related appliances for the residential unit are located in the Air Handling Unit Room near the Bedroom 3 and the Air Handling Unit Room near the Utility Room 2 on the 53/F.

6. "★★" denotes that the related appliances for the residential unit are located in the Air Handling Unit Room near the Study Room and the Air Handling Unit Room near staircase adjacent to the Private Lift on the 55/F.

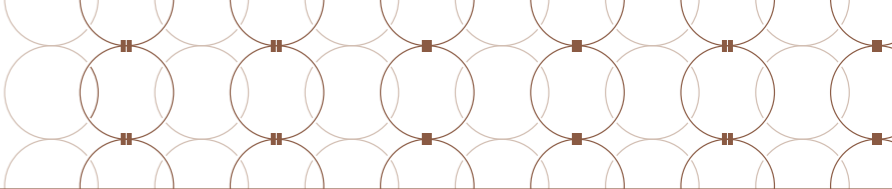


7. 住宅單位機電裝置位置及數量說明表 Schedule for the Location and Number of Mechanical and Electrical Provisions of Residential Properties

位置 Location		描述 Description	第1座 Tower 1								
			6樓至28樓 6/F - 28/F (4樓、13樓、14樓及24樓除外) (Except 4/F, 13/F, 14/F & 24/F)		30樓 30/F	31樓至33樓及35樓 31/F - 33/F and 35/F (34樓除外) (Except 34/F)	30樓至35樓 30/F - 35/F (34樓除外) (Except 34/F)	36樓至38樓 36/F - 38/F	39樓至42樓 39/F - 42/F	43樓 43/F	45樓 45/F
			A	B	A	A	B				
(a)	大門入口 Main Entrance	門鈴按鈕 Door Bell Push Button	-	-	1	1	1	1	1	1	-
(b)	客廳 / 飯廳 Living Room / Dining Room	門鈴按鈕 Door Bell Push Button	1	1	1	1	1	-	-	1	-
		燈掣 Lighting Switch	8	8	6	2	9	13	12	16	-
			*8	*7							
		遙控屏幕 Smart Panel	-	-	-	-	-	-	-	-	4
		警鐘 Panic Alarm	-	-	-	-	-	-	-	1	.
		電話插座 Telephone Outlet	2	2	4	3	2	3	2	2	-
		電視 / 電台天線插座 TV / FM Outlet	2	2	4	3	2	3	2	2	2
		網絡插座 Internet Outlet	3	3	6	3	3	5	4	2	1
		13A 單位插座 13A Single Socket Outlet	7	7	5	4	6	8	5	4	8
		13A 雙位插座 13A Twin Socket Outlet	4	4	5	2	3	3	3	4	13
		熔斷器的接線座 Fused Connection Unit	11	10	9	3	11	20	17	10	20
		雙極開關掣 Double Pole Switch	1	2	2	-	2	1	1	-	-
		總電掣箱 Distribution Board	-	-	-	-	-	-	-	-	1

"*" 代表「只適用於6樓」。
期數住宅樓層由6樓至55樓。第1座不設4樓、13樓、14樓、24樓、34樓、44樓及54樓。29樓為庇護層。

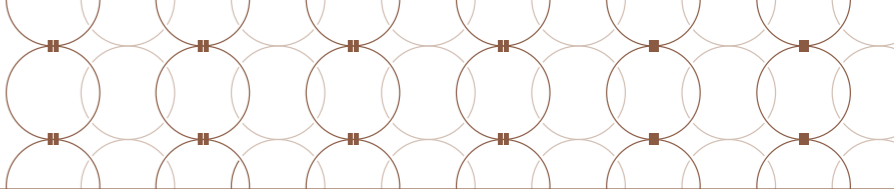
"*" denotes "Applicable to the 6/F only".
The residential floors of the Phase range from the 6/F to the 55/F. There are no 4/F, 13/F, 14/F, 24/F, 34/F, 44/F, and 54/F in Tower 1. 29/F is the refuge floor.



7. 住宅單位機電裝置位置及數量說明表 Schedule for the Location and Number of Mechanical and Electrical Provisions of Residential Properties

位置 Location		描述 Description	第1座 Tower 1								
			6樓至28樓 6/F - 28/F (4樓、13樓、14樓及24樓除外) (Except 4/F, 13/F, 14/F & 24/F)		30樓 30/F	31樓至33樓及35樓 31/F - 33/F and 35/F (34樓除外) (Except 34/F)	30樓至35樓 30/F - 35/F (34樓除外) (Except 34/F)	36樓至38樓 36/F - 38/F	39樓至42樓 39/F - 42/F	43樓 43/F	45樓 45/F
			A	B	A	A	B				
(c)	客廳 (鄰近泳池) Living Room (adjacent to Swimming Pool)	燈掣 Lighting Switch	-	-	-	-	-	-	-	2	-
		電話插座 Telephone Outlet	-	-	-	-	-	-	-	1	-
		電視 / 電台天線插座 TV / FM Outlet	-	-	-	-	-	-	-	1	-
		網絡插座 Internet Outlet	-	-	-	-	-	-	-	1	-
		13A 雙位插座 13A Twin Socket Outlet	-	-	-	-	-	-	-	1	-
		熔斷器的接線座 Fused Connection Unit	-	-	-	-	-	-	-	7	-
		雙極開關掣 Double Pole Switch	-	-	-	-	-	-	-	1	-

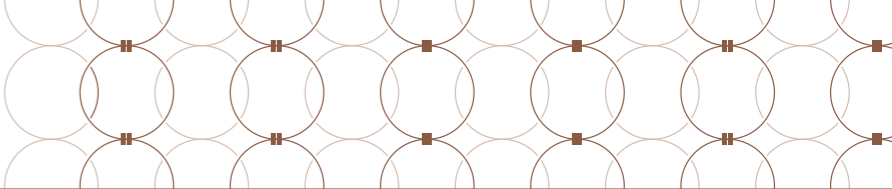
期數住宅樓層由6樓至55樓。第1座不設4樓、13樓、14樓、24樓、34樓、44樓及54樓。29樓為庇護層。
The residential floors of the Phase range from the 6/F to the 55/F. There are no 4/F, 13/F, 14/F, 24/F, 34/F, 44/F, and 54/F in Tower 1. 29/F is the refuge floor.



7. 住宅單位機電裝置位置及數量說明表 Schedule for the Location and Number of Mechanical and Electrical Provisions of Residential Properties

位置 Location		描述 Description	第1座 Tower 1								
			6樓至28樓 6/F - 28/F (4樓、13樓、14樓及24樓除外) (Except 4/F, 13/F, 14/F & 24/F)		30樓 30/F	31樓至33樓及35樓 31/F - 33/F and 35/F (34樓除外) (Except 34/F)	30樓至35樓 30/F - 35/F (34樓除外) (Except 34/F)	36樓至38樓 36/F - 38/F	39樓至42樓 39/F - 42/F	43樓 43/F	45樓 45/F
			A	B	A	A	B				
(d)	家庭間 Family Room	燈掣 Lighting Switch	-	-	-	-	-	-	5	-	-
		電話插座 Telephone Outlet	-	-	-	-	-	-	2	-	-
		電視 / 電台天線插座 TV / FM Outlet	-	-	-	-	-	-	2	-	-
		網絡插座 Internet Outlet	-	-	-	-	-	-	2	-	-
		13A 單位插座 13A Single Socket Outlet	-	-	-	-	-	-	3	-	-
		13A 雙位插座 13A Twin Socket Outlet	-	-	-	-	-	-	2	-	-
		熔斷器的接線座 Fused Connection Unit	-	-	-	-	-	-	4	-	-
		雙極開關掣 Double Pole Switch	-	-	-	-	-	-	2	-	-
(e)	書房 Study Room	燈掣 Lighting Switch	-	-	-	-	-	2	-	-	-
		電話插座 Telephone Outlet	-	-	-	-	-	1	-	-	-
		電視 / 電台天線插座 TV / FM Outlet	-	-	-	-	-	1	-	-	-
		網絡插座 Internet Outlet	-	-	-	-	-	1	-	-	-
		13A 單位插座 13A Single Socket Outlet	-	-	-	-	-	2	-	-	-
		13A 雙位插座 13A Twin Socket Outlet	-	-	-	-	-	2	-	-	-
		熔斷器的接線座 Fused Connection Unit	-	-	-	-	-	3	-	-	-
		雙極開關掣 Double Pole Switch	-	-	-	-	-	1	-	-	-

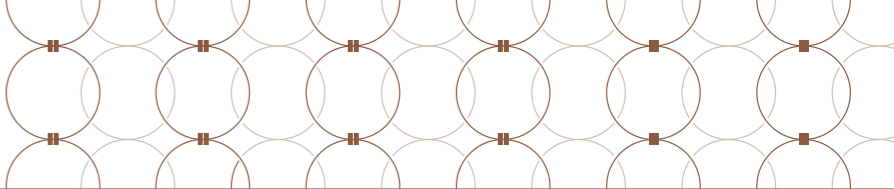
期數住宅樓層由6樓至55樓。第1座不設4樓、13樓、14樓、24樓、34樓、44樓及54樓。29樓為庇護層。
The residential floors of the Phase range from the 6/F to the 55/F. There are no 4/F, 13/F, 14/F, 24/F, 34/F, 44/F, and 54/F in Tower 1. 29/F is the refuge floor.



7. 住宅單位機電裝置位置及數量說明表 Schedule for the Location and Number of Mechanical and Electrical Provisions of Residential Properties

位置 Location		描述 Description	第1座 Tower 1								
			6樓至28樓 6/F - 28/F (4樓、13樓、14樓及24樓除外) (Except 4/F, 13/F, 14/F & 24/F)		30樓 30/F	31樓至33樓及35樓 31/F - 33/F and 35/F (34樓除外) (Except 34/F)	30樓至35樓 30/F - 35/F (34樓除外) (Except 34/F)	36樓至38樓 36/F - 38/F	39樓至42樓 39/F - 42/F	43樓 43/F	45樓 45/F
			A	B	A	A	B				
(f)	睡房 1 Bedroom 1	燈掣 Lighting Switch	2	2	3	1	2	3	3	3	-
		遙控屏幕 Smart Panel	-	-	-	-	-	-	-	-	3
		電話插座 Telephone Outlet	1	1	1	1	1	1	1	1	-
		電視 / 電台天線插座 TV / FM Outlet	1	1	1	2	1	1	1	1	1
		網絡插座 Internet Outlet	1	1	1	1	1	1	1	1	2
		13A 單位插座 13A Single Socket Outlet	1	1	1	1	1	1	1	1	3
		13A 單位插座(附有USB插頭) 13A Single Socket Outlet (with USB Port)	-	-	-	-	-	-	-	-	6
		13A 雙位插座 13A Twin Socket Outlet	3	3	3	4	3	3	3	3	-
		13A 雙位插座(附有USB插頭) 13A Twin Socket Outlet (with USB Port)	-	-	-	-	-	-	-	-	1
		熔斷器的接線座 Fused Connection Unit	3	3	2	-	3	3	3	3	4
		雙極開關掣 Double Pole Switch	1	1	1	2	1	1	1	1	-
(g)	睡房 2 Bedroom 2	燈掣 Lighting Switch	2	2	3	1	3	2	3	3	-
		遙控屏幕 Smart Panel	-	-	-	-	-	-	-	-	3
		電話插座 Telephone Outlet	1	1	1	1	1	1	1	1	-
		電視 / 電台天線插座 TV / FM Outlet	1	1	1	1	1	1	1	1	1
		網絡插座 Internet Outlet	1	1	1	1	1	1	1	1	2

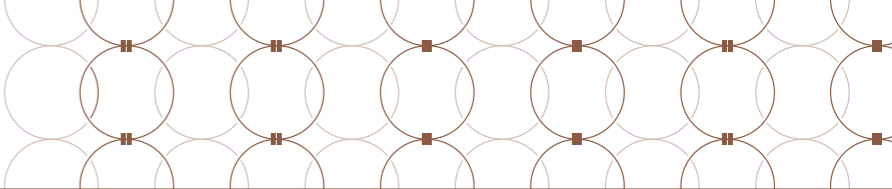
期數住宅樓層由6樓至55樓。第1座不設4樓、13樓、14樓、24樓、34樓、44樓及54樓。29樓為庇護層。
The residential floors of the Phase range from the 6/F to the 55/F. There are no 4/F, 13/F, 14/F, 24/F, 34/F, 44/F, and 54/F in Tower 1. 29/F is the refuge floor.



7. 住宅單位機電裝置位置及數量說明表 Schedule for the Location and Number of Mechanical and Electrical Provisions of Residential Properties

位置 Location		描述 Description	第1座 Tower 1								
			6樓至28樓 6/F - 28/F (4樓、13樓、14樓及24樓除外) (Except 4/F, 13/F, 14/F & 24/F)		30樓 30/F	31樓至33樓及35樓 31/F - 33/F and 35/F (34樓除外) (Except 34/F)	30樓至35樓 30/F - 35/F (34樓除外) (Except 34/F)	36樓至38樓 36/F - 38/F	39樓至42樓 39/F - 42/F	43樓 43/F	45樓 45/F
			A	B	A	A	B				
(g)	睡房 2 Bedroom 2	13A 單位插座 13A Single Socket Outlet	1	1	1	1	1	1	1	1	2
		13A 單位插座(附有USB插頭) 13A Single Socket Outlet (with USB Port)	-	-	-	-	-	-	-	-	8
		13A 雙位插座 13A Twin Socket Outlet	3	3	3	3	3	4	3	3	-
		熔斷器的接線座 Fused Connection Unit	3	3	2	2	3	4	3	3	4
		雙極開關掣 Double Pole Switch	1	1	1	-	1	1	1	1	-
(h)	睡房 3 Bedroom 3	燈掣 Lighting Switch	2	2	2	1	2	-	-	-	-
		遙控屏幕 Smart Panel	-	-	-	-	-	-	-	-	2
		電話插座 Telephone Outlet	1	1	1	-	1	-	-	-	-
		電視 / 電台天線插座 TV / FM Outlet	1	1	1	1	1	-	-	-	1
		網絡插座 Internet Outlet	1	1	1	-	1	-	-	-	1
		13A 單位插座 13A Single Socket Outlet	1	1	2	1	1	-	-	-	10
		13A 單位插座(附有USB插頭) 13A Single Socket Outlet (with USB Port)	-	-	-	-	-	-	-	-	1
		13A 雙位插座 13A Twin Socket Outlet	3	3	3	2	3	-	-	-	1
		13A 雙位插座(附有USB插頭) 13A Twin Socket Outlet (with USB Port)	-	-	-	-	-	-	-	-	1

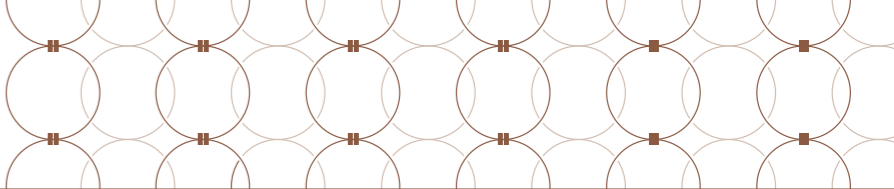
期數住宅樓層由6樓至55樓。第1座不設4樓、13樓、14樓、24樓、34樓、44樓及54樓。29樓為庇護層。
The residential floors of the Phase range from the 6/F to the 55/F. There are no 4/F, 13/F, 14/F, 24/F, 34/F, 44/F, and 54/F in Tower 1. 29/F is the refuge floor.



7. 住宅單位機電裝置位置及數量說明表 Schedule for the Location and Number of Mechanical and Electrical Provisions of Residential Properties

位置 Location		描述 Description	第1座 Tower 1								
			6樓至28樓 6/F - 28/F (4樓、13樓、14樓及24樓除外) (Except 4/F, 13/F, 14/F & 24/F)		30樓 30/F	31樓至33樓及35樓 31/F - 33/F and 35/F (34樓除外) (Except 34/F)	30樓至35樓 30/F - 35/F (34樓除外) (Except 34/F)	36樓至38樓 36/F - 38/F	39樓至42樓 39/F - 42/F	43樓 43/F	45樓 45/F
			A	B	A	A	B				
(h)	睡房 3 Bedroom 3	熔斷器的接線座 Fused Connection Unit	2	2	3	2	2	-	-	-	2
		雙極開關掣 Double Pole Switch	1	1	1	-	1	-	-	-	-
(i)	主人睡房 / 主人睡房 1 Master Bedroom / Master Bedroom 1	燈掣 Lighting Switch	2	2	2	2	2	7	7	7	-
		遙控屏幕 Smart Panel	-	-	-	-	-	-	-	-	4
		警鐘 Panic Alarm	1	1	1	1	1	1	1	1	1
		電話插座 Telephone Outlet	1	1	1	1	1	1	1	1	-
		電視 / 電台天線插座 TV / FM Outlet	1	1	1	1	1	2	2	2	1
		網絡插座 Internet Outlet	1	1	1	1	1	1	1	1	2
		13A 單位插座 13A Single Socket Outlet	2	2	2	-	2	3	3	3	3
		13A 單位插座(附有USB插頭) 13A Single Socket Outlet (with USB Port)	-	-	-	-	-	-	-	-	2
		13A 雙位插座 13A Twin Socket Outlet	3	3	3	3	3	3	3	3	1
		13A 雙位插座(附有USB插頭) 13A Twin Socket Outlet (with USB Port)	-	-	-	-	-	-	-	-	4
		熔斷器的接線座 Fused Connection Unit	2	2	3	2	3	5	6	5	16
		雙極開關掣 Double Pole Switch	2	2	1	-	1	1	1	1	-

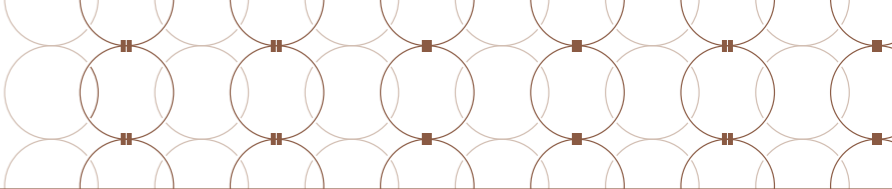
期數住宅樓層由6樓至55樓。第1座不設4樓、13樓、14樓、24樓、34樓、44樓及54樓。29樓為庇護層。
The residential floors of the Phase range from the 6/F to the 55/F. There are no 4/F, 13/F, 14/F, 24/F, 34/F, 44/F, and 54/F in Tower 1. 29/F is the refuge floor.



7. 住宅單位機電裝置位置及數量說明表 Schedule for the Location and Number of Mechanical and Electrical Provisions of Residential Properties

位置 Location		描述 Description	第1座 Tower 1								
			6樓至28樓 6/F - 28/F (4樓、13樓、14樓及24樓除外) (Except 4/F, 13/F, 14/F & 24/F)		30樓 30/F	31樓至33樓及35樓 31/F - 33/F and 35/F (34樓除外) (Except 34/F)	30樓至35樓 30/F - 35/F (34樓除外) (Except 34/F)	36樓至38樓 36/F - 38/F	39樓至42樓 39/F - 42/F	43樓 43/F	45樓 45/F
			A	B	A	A	B				
(j)	主人睡房 2 Master Bedroom 2	燈掣 Lighting Switch	-	-	-	-	-	-	4	-	-
		警鐘 Panic Alarm	-	-	-	-	-	-	1	.	.
		電話插座 Telephone Outlet	-	-	-	-	-	-	1	-	-
		電視 / 電台天線插座 TV / FM Outlet	-	-	-	-	-	-	1	-	-
		網絡插座 Internet Outlet	-	-	-	-	-	-	1	-	-
		13A 單位插座 13A Single Socket Outlet	-	-	-	-	-	-	3	-	-
		13A 雙位插座 13A Twin Socket Outlet	-	-	-	-	-	-	2	-	-
		熔斷器的接線座 Fused Connection Unit	-	-	-	-	-	-	3	-	-
		雙極開關掣 Double Pole Switch	-	-	-	-	-	-	1	-	-

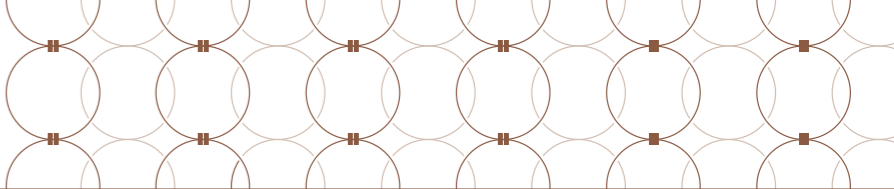
期數住宅樓層由6樓至55樓。第1座不設4樓、13樓、14樓、24樓、34樓、44樓及54樓。29樓為庇護層。
The residential floors of the Phase range from the 6/F to the 55/F. There are no 4/F, 13/F, 14/F, 24/F, 34/F, 44/F, and 54/F in Tower 1. 29/F is the refuge floor.



7. 住宅單位機電裝置位置及數量說明表 Schedule for the Location and Number of Mechanical and Electrical Provisions of Residential Properties

位置 Location		描述 Description	第1座 Tower 1								
			6樓至28樓 6/F - 28/F (4樓、13樓、14樓及24樓除外) (Except 4/F, 13/F, 14/F & 24/F)		30樓 30/F	31樓至33樓及35樓 31/F - 33/F and 35/F (34樓除外) (Except 34/F)	30樓至35樓 30/F - 35/F (34樓除外) (Except 34/F)	36樓至38樓 36/F - 38/F	39樓至42樓 39/F - 42/F	43樓 43/F	45樓 45/F
			A	B	A	A	B				
(k)	廚房 / 廚房 1 Kitchen / Kitchen 1	門鈴 Door Bell	1	1	-	-	1	-	-	-	-
		燈掣 Lighting Switch	1	1	2	4	1	2	2	2	-
		遙控屏幕 Smart Panel	-	-	-	-	-	-	-	-	1
		視像對講機 Video Door Phone	1	1	1	-	1	1	1	1	1
		電話插座 Telephone Outlet	1	1	1	1	1	-	-	-	-
		光纖插座 Fibre Outlet	1	1	1	1	1	-	-	-	-
		13A 單位插座 13A Single Socket Outlet	9	9	12	2	8	10	9	10	14
		13A 雙位插座 13A Twin Socket Outlet	-	-	1	1	1	2	1	1	-
		13A 雙位插座(附有USB插頭) 13A Twin Socket Outlet (with USB Port)	3	3	-	-	2	1	3	1	-
		熔斷器的接線座 Fused Connection Unit	2	4	7	-	5	8	7	5	12
		雙極開關掣 Double Pole Switch	4	4	4	-	5	4	4	4	-
(l)	廚房 2 Kitchen 2	13A 單位插座 13A Single Socket Outlet	-	-	-	-	-	-	4	-	-
		熔斷器的接線座 Fused Connection Unit	-	-	-	-	-	-	4	-	-
		雙極開關掣 Double Pole Switch	-	-	-	-	-	-	2	-	-

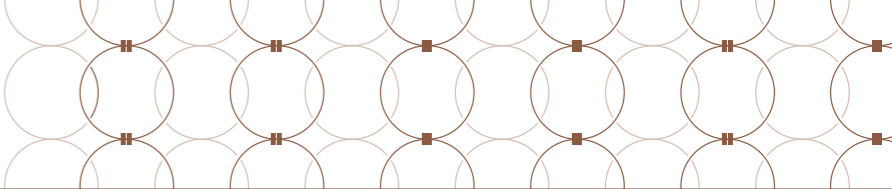
期數住宅樓層由6樓至55樓。第1座不設4樓、13樓、14樓、24樓、34樓、44樓及54樓。29樓為庇護層。
The residential floors of the Phase range from the 6/F to the 55/F. There are no 4/F, 13/F, 14/F, 24/F, 34/F, 44/F, and 54/F in Tower 1. 29/F is the refuge floor.



7. 住宅單位機電裝置位置及數量說明表 Schedule for the Location and Number of Mechanical and Electrical Provisions of Residential Properties

位置 Location		描述 Description	第1座 Tower 1								
			6樓至28樓 6/F - 28/F (4樓、13樓、14樓及24樓除外) (Except 4/F, 13/F, 14/F & 24/F)		30樓 30/F	31樓至33樓及35樓 31/F - 33/F and 35/F (34樓除外) (Except 34/F)	30樓至35樓 30/F - 35/F (34樓除外) (Except 34/F)	36樓至38樓 36/F - 38/F	39樓至42樓 39/F - 42/F	43樓 43/F	45樓 45/F
			A	B	A	A	B				
(m)	浴室 1 Bathroom 1	燈掣 Lighting Switch	-	-	-	2	-	-	-	-	-
		遙控屏幕 Smart Panel	-	-	-	-	-	-	-	-	1
		13A 單位插座 13A Single Socket Outlet	1	1	1	1	1	1	1	1	-
		13A 雙位插座 13A Twin Socket Outlet	-	-	-	-	-	-	-	-	1
		熔斷器的接線座 Fused Connection Unit	2	2	3	2	2	2	2	2	3
		雙極開關掣 Double Pole Switch	1	1	2	-	2	2	2	2	-
(n)	浴室 2 Bathroom 2	燈掣 Lighting Switch	-	-	-	2	-	-	-	-	1
		遙控屏幕 Smart Panel	-	-	-	-	-	-	-	-	1
		13A 單位插座 13A Single Socket Outlet	1	1	1	1	1	1	1	1	-
		13A 雙位插座 13A Twin Socket Outlet	-	-	-	-	-	-	-	-	1
		熔斷器的接線座 Fused Connection Unit	1	1	3	2	2	1	2	2	3
		雙極開關掣 Double Pole Switch	1	1	2	-	2	2	2	2	-

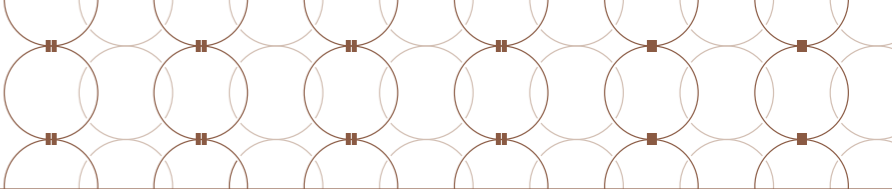
期數住宅樓層由6樓至55樓。第1座不設4樓、13樓、14樓、24樓、34樓、44樓及54樓。29樓為庇護層。
The residential floors of the Phase range from the 6/F to the 55/F. There are no 4/F, 13/F, 14/F, 24/F, 34/F, 44/F, and 54/F in Tower 1. 29/F is the refuge floor.



7. 住宅單位機電裝置位置及數量說明表 Schedule for the Location and Number of Mechanical and Electrical Provisions of Residential Properties

位置 Location		描述 Description	第1座 Tower 1								
			6樓至28樓 6/F - 28/F (4樓、13樓、14樓及24樓除外) (Except 4/F, 13/F, 14/F & 24/F)		30樓 30/F	31樓至33樓及35樓 31/F - 33/F and 35/F (34樓除外) (Except 34/F)	30樓至35樓 30/F - 35/F (34樓除外) (Except 34/F)	36樓至38樓 36/F - 38/F	39樓至42樓 39/F - 42/F	43樓 43/F	45樓 45/F
			A	B	A	A	B				
(o)	浴室 3 Bathroom 3	燈掣 Lighting Switch	-	-	-	2	-	-	-	-	-
		遙控屏幕 Smart Panel	-	-	-	-	-	-	-	-	1
		13A 單位插座 13A Single Socket Outlet	1	1	1	1	1	-	-	-	-
		13A 雙位插座 13A Twin Socket Outlet	-	-	-	-	-	-	-	-	1
		熔斷器的接線座 Fused Connection Unit	2	2	3	2	2	-	-	-	4
		雙極開關掣 Double Pole Switch	1	1	1	-	2	-	-	-	-
(p)	主人浴室 / 主人浴室 1 Master Bathroom / Master Bathroom 1	燈掣 Lighting Switch	-	-	-	2	-	-	-	-	-
		遙控屏幕 Smart Panel	-	-	-	-	-	-	-	-	2
		電視 / 電台天線插座 TV / FM Outlet	2	2	2	-	2	2	2	2	-
		智能鏡 Smart Mirror	-	-	-	-	-	-	-	-	1
		13A 單位插座 13A Single Socket Outlet	5	6	4	2	4	4	4	4	-
		13A 雙位插座 13A Twin Socket Outlet	1	-	-	-	-	-	-	-	3
		熔斷器的接線座 Fused Connection Unit	4	6	5	3	7	7	7	6	10
		雙極開關掣 Double Pole Switch	-	-	1	-	1	1	1	1	-

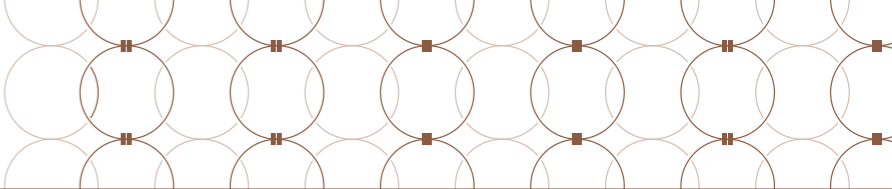
期數住宅樓層由6樓至55樓。第1座不設4樓、13樓、14樓、24樓、34樓、44樓及54樓。29樓為庇護層。
The residential floors of the Phase range from the 6/F to the 55/F. There are no 4/F, 13/F, 14/F, 24/F, 34/F, 44/F, and 54/F in Tower 1. 29/F is the refuge floor.



7. 住宅單位機電裝置位置及數量說明表 Schedule for the Location and Number of Mechanical and Electrical Provisions of Residential Properties

位置 Location		描述 Description	第1座 Tower 1								
			6樓至28樓 6/F - 28/F (4樓、13樓、14樓及24樓除外) (Except 4/F, 13/F, 14/F & 24/F)		30樓 30/F	31樓至33樓及35樓 31/F - 33/F and 35/F (34樓除外) (Except 34/F)	30樓至35樓 30/F - 35/F (34樓除外) (Except 34/F)	36樓至38樓 36/F - 38/F	39樓至42樓 39/F - 42/F	43樓 43/F	45樓 45/F
			A	B	A	A	B				
(q)	主人浴室 2 Master Bathroom 2	電視 / 電台天線插座 TV / FM Outlet	-	-	-	-	-	-	2	-	-
		13A 單位插座 13A Single Socket Outlet	-	-	-	-	-	-	4	-	-
		熔斷器的接線座 Fused Connection Unit	-	-	-	-	-	-	6	-	-
		雙極開關掣 Double Pole Switch	-	-	-	-	-	-	1	-	-
(r)	化妝間 Powder Room	13A 單位插座 13A Single Socket Outlet	1	1	-	-	-	-	1	-	-
		熔斷器的接線座 Fused Connection Unit	1	1	-	-	-	-	1	-	-
		雙極開關掣 Double Pole Switch	-	-	-	-	-	-	1	-	-

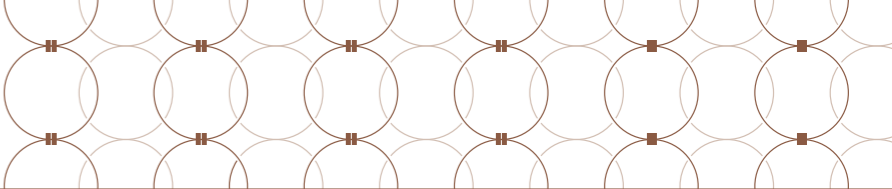
期數住宅樓層由6樓至55樓。第1座不設4樓、13樓、14樓、24樓、34樓、44樓及54樓。29樓為庇護層。
The residential floors of the Phase range from the 6/F to the 55/F. There are no 4/F, 13/F, 14/F, 24/F, 34/F, 44/F, and 54/F in Tower 1. 29/F is the refuge floor.



7. 住宅單位機電裝置位置及數量說明表 Schedule for the Location and Number of Mechanical and Electrical Provisions of Residential Properties

位置 Location			第1座 Tower 1								
			6樓至28樓 6/F - 28/F (4樓、13樓、14樓及24樓除外) (Except 4/F, 13/F, 14/F & 24/F)		30樓 30/F	31樓至33樓及35樓 31/F - 33/F and 35/F (34樓除外) (Except 34/F)	30樓至35樓 30/F - 35/F (34樓除外) (Except 34/F)	36樓至38樓 36/F - 38/F	39樓至42樓 39/F - 42/F	43樓 43/F	45樓 45/F
			A	B	A	A	B				
(s)	洗手間 1 Lavatory 1	燈掣 Lighting Switch	-	-	-	2	-	-	-	-	-
		遙控屏幕 Smart Panel	-	-	-	-	-	-	-	-	1
		智能鏡 Smart Mirror	-	-	-	-	-	-	-	-	1
		13A 單位插座 13A Single Socket Outlet	-	-	1	1	1	2	2	1	-
		13A 雙位插座 13A Twin Socket Outlet	-	-	-	-	-	-	-	-	1
		熔斷器的接線座 Fused Connection Unit	-	-	1	-	2	1	1	1	4
		雙極開關掣 Double Pole Switch	-	-	1	-	1	1	1	1	-
(t)	洗手間 2 Lavatory 2	燈掣 Lighting Switch	-	-	-	1	-	-	-	-	1
		13A 單位插座 13A Single Socket Outlet	-	-	-	-	-	1	-	1	-
		13A 雙位插座 13A Twin Socket Outlet	-	-	-	-	-	-	-	-	1
		熔斷器的接線座 Fused Connection Unit	-	-	-	-	1	2	1	1	1
		雙極開關掣 Double Pole Switch	-	-	-	-	-	2	-	1	-
(u)	洗手間 3 Lavatory 3	熔斷器的接線座 Fused Connection Unit	-	-	-	-	-	1	-	1	-

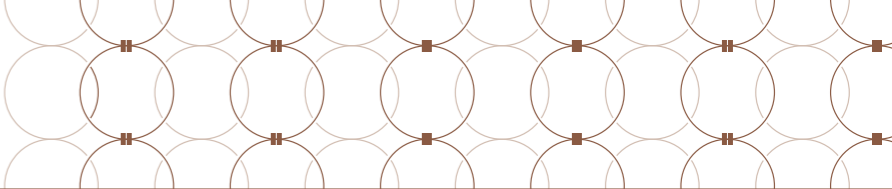
期數住宅樓層由6樓至55樓。第1座不設4樓、13樓、14樓、24樓、34樓、44樓及54樓。29樓為庇護層。
The residential floors of the Phase range from the 6/F to the 55/F. There are no 4/F, 13/F, 14/F, 24/F, 34/F, 44/F, and 54/F in Tower 1. 29/F is the refuge floor.



7. 住宅單位機電裝置位置及數量說明表 Schedule for the Location and Number of Mechanical and Electrical Provisions of Residential Properties

位置 Location		描述 Description	第1座 Tower 1								
			6樓至28樓 6/F - 28/F (4樓、13樓、14樓及24樓除外) (Except 4/F, 13/F, 14/F & 24/F)		30樓 30/F	31樓至33樓及35樓 31/F - 33/F and 35/F (34樓除外) (Except 34/F)	30樓至35樓 30/F - 35/F (34樓除外) (Except 34/F)	36樓至38樓 36/F - 38/F	39樓至42樓 39/F - 42/F	43樓 43/F	45樓 45/F
			A	B	A	A	B				
(v)	走廊 (睡房1及睡房2外) Corridor (Outside the Bedroom 1 & Bedroom 2)	燈掣 Lighting Switch	2	2	2	1	2	2	2	2	-
		遙控屏幕 Smart Panel	-	-	-	-	-	-	-	-	4
		電視 / 電台天線插座 TV / FM Outlet	-	-	1	-	-	-	-	-	-
		13A 單位插座 13A Single Socket Outlet	1	1	3	2	1	2	2	2	3
		13A 防水單位插座 13A Waterproof Single Socket Outlet	-	-	-	1	-	-	-	-	-
		13A 雙位插座 13A Twin Socket Outlet	-	-	1	-	-	-	-	-	1
		13A 防水雙位插座 13A Waterproof Twin Socket Outlet	-	-	-	1	-	-	-	-	-
		熔斷器的接線座 Fused Connection Unit	3	3	4	2	2	4	3	3	8
(w)	走廊 (主人睡房外) Corridor (Outside the Master Bedroom)	燈掣 Lighting Switch	-	-	2	1	-	-	-	-	-
		視像對講機 Video Door Phone	-	-	1	-	-	-	-	-	-
		13A 單位插座 13A Single Socket Outlet	-	-	1	2	-	-	-	-	-

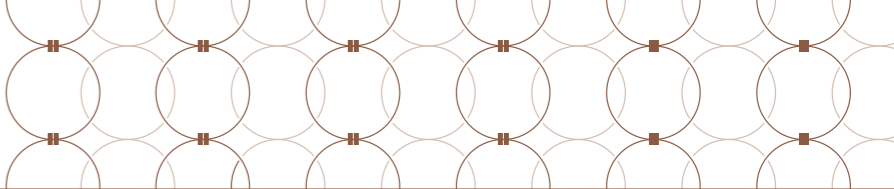
期數住宅樓層由6樓至55樓。第1座不設4樓、13樓、14樓、24樓、34樓、44樓及54樓。29樓為庇護層。
The residential floors of the Phase range from the 6/F to the 55/F. There are no 4/F, 13/F, 14/F, 24/F, 34/F, 44/F, and 54/F in Tower 1. 29/F is the refuge floor.



7. 住宅單位機電裝置位置及數量說明表 Schedule for the Location and Number of Mechanical and Electrical Provisions of Residential Properties

位置 Location		描述 Description	第1座 Tower 1								
			6樓至28樓 6/F - 28/F (4樓、13樓、14樓及24樓除外) (Except 4/F, 13/F, 14/F & 24/F)		30樓 30/F	31樓至33樓及35樓 31/F - 33/F and 35/F (34樓除外) (Except 34/F)	30樓至35樓 30/F - 35/F (34樓除外) (Except 34/F)	36樓至38樓 36/F - 38/F	39樓至42樓 39/F - 42/F	43樓 43/F	45樓 45/F
			A	B	A	A	B				
(w)	走廊 (主人睡房外) Corridor (Outside the Master Bedroom)	13A 防水單位插座 13A Waterproof Single Socket Outlet	-	-	-	1	-	-	-	-	-
		13A 防水雙位插座 13A Waterproof Twin Socket Outlet	-	-	-	1	-	-	-	-	-
		熔斷器的接線座 Fused Connection Unit	-	-	1	2	-	-	-	-	-
(x)	工作間 / 工作間 1 Utility Room / Utility Room 1	燈掣 Lighting Switch	2	2	1	1	2	1	1	1	1
		總電掣箱 Distribution Board	-	-	-	1	-	1	1	-	3
		視像對講機 Video Door Phone	-	-	-	-	-	1	1	1	1
		地熱控制 Floor Heat Controller	-	-	-	-	-	-	-	-	7
		浴室寶控制 Thermal Ventilator Controller	-	-	-	-	-	-	-	-	3
		網絡插座 Internet Outlet	-	-	-	-	-	-	-	-	1
		13A 單位插座 13A Single Socket Outlet	4	4	3	-	3	7	7	7	-
		13A 雙位插座 13A Twin Socket Outlet	-	-	-	1	-	-	-	1	9
		熔斷器的接線座 Fused Connection Unit	3	3	5	-	4	6	6	5	5
		雙極開關掣 Double Pole Switch	1	1	-	-	1	-	-	-	-
		洗衣乾衣機接駁點 Washer-dryer Connection Point	1	1	1	1	1	1	1	1	1
		洗衣機接駁點 Washer Connection Point	1	1	1	1	1	1	1	1	1

期數住宅樓層由6樓至55樓。第1座不設4樓、13樓、14樓、24樓、34樓、44樓及54樓。29樓為庇護層。
The residential floors of the Phase range from the 6/F to the 55/F. There are no 4/F, 13/F, 14/F, 24/F, 34/F, 44/F, and 54/F in Tower 1. 29/F is the refuge floor.



7. 住宅單位機電裝置位置及數量說明表 Schedule for the Location and Number of Mechanical and Electrical Provisions of Residential Properties

位置 Location		描述 Description	第1座 Tower 1								
			6樓至28樓 6/F - 28/F (4樓、13樓、14樓及24樓除外) (Except 4/F, 13/F, 14/F & 24/F)		30樓 30/F	31樓至33樓及35樓 31/F - 33/F and 35/F (34樓除外) (Except 34/F)	30樓至35樓 30/F - 35/F (34樓除外) (Except 34/F)	36樓至38樓 36/F - 38/F	39樓至42樓 39/F - 42/F	43樓 43/F	45樓 45/F
			A	B	A	A	B				
(y)	工作間 2 Utility Room 2	燈掣 Lighting Switch	-	-	2	-	-	-	-	-	-
		總電掣箱 Distribution Board	-	-	2	-	-	-	-	-	-
		13A 雙位插座 13A Twin Socket Outlet	-	-	1	-	-	-	-	-	-
		熔斷器的接線座 Fused Connection Unit	-	-	1	-	-	-	-	-	-
		雙極開關掣 Double Pole Switch	-	-	1	-	-	-	-	-	-
(z)	儲物室 / 儲物室 1 Store Room / Store Room 1	燈掣 Lighting Switch	-	-	-	-	-	1	1	1	1
		總電掣箱 Distribution Board	-	-	-	-	-	1	1	1	-
		13A 單位插座 13A Single Socket Outlet	-	-	-	-	-	2	2	2	-
		13A 雙位插座 13A Twin Socket Outlet	-	-	-	-	-	-	-	-	4
		熔斷器的接線座 Fused Connection Unit	-	-	-	-	-	1	2	1	2
(aa)	儲物室 2 Store Room 2	燈掣 Lighting Switch	-	-	-	-	-	-	-	-	1
		13A 雙位插座 13A Twin Socket Outlet	-	-	-	-	-	-	-	-	1
(ab)	傭人房 Maid Room	燈掣 Lighting Switch	1	1	-	-	1	2	2	3	-
		總電掣箱 Distribution Board	1	1	-	-	2	-	-	1	-
		13A 單位插座 13A Single Socket Outlet	-	-	-	-	-	4	4	3	-

期數住宅樓層由6樓至55樓。第1座不設4樓、13樓、14樓、24樓、34樓、44樓及54樓。29樓為底護層。
The residential floors of the Phase range from the 6/F to the 55/F. There are no 4/F, 13/F, 14/F, 24/F, 34/F, 44/F, and 54/F in Tower 1. 29/F is the refuge floor.

7. 住宅單位機電裝置位置及數量說明表 Schedule for the Location and Number of Mechanical and Electrical Provisions of Residential Properties

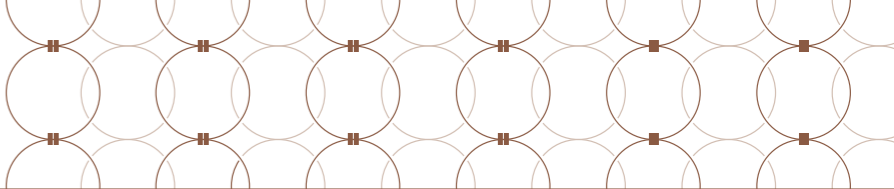
位置 Location		描述 Description	第1座 Tower 1								
			6樓至28樓 6/F - 28/F (4樓、13樓、14樓及24樓除外) (Except 4/F, 13/F, 14/F & 24/F)		30樓 30/F	31樓至33樓及35樓 31/F - 33/F and 35/F (34樓除外) (Except 34/F)	30樓至35樓 30/F - 35/F (34樓除外) (Except 34/F)	36樓至38樓 36/F - 38/F	39樓至42樓 39/F - 42/F	43樓 43/F	45樓 45/F
			A	B	A	A	B				
(ab)	傭人房 Maid Room	13A 雙位插座 13A Twin Socket Outlet	1	1	-	-	1	-	-	-	-
		熔斷器的接線座 Fused Connection Unit	1	1	-	-	1	3	3	2	-
		雙極開關掣 Double Pole Switch	1*	1*	-	-	-	-	-	1	-
		20A 單相隔離熔斷器 20A SPN Isolator	1	1	-	-	1	1	1	-	-
(ac)	溫室 Conservatory	13A 防水單位插座 13A Waterproof Single Socket Outlet	-	-	-	-	-	1	1	1	1
		熔斷器的接線座 Fused Connection Unit	-	-	-	-	-	1	1	1	-
(ad)	露台及陽台 (除6樓的單位外) Balcony and Verandah (except the residential properties on the 6/F)	燈掣 Lighting Switch	-	-	-	2	-	-	-	-	-
		13A 防水單位插座 13A Waterproof Single Socket Outlet	2	2	2	1	2	2	1	2	-
(ae)	陽台 Verandah	13A 防水單位插座 13A Waterproof Single Socket Outlet	-	-	-	-	-	1	-	-	1
(af)	私人花園 (只適用於6樓的單位) Private Garden (For the residential properties on the 6/F only)	13A 防水單位插座 13A Waterproof Single Socket Outlet	2	2	-	-	-	-	-	-	-

"*" 代表相關機電裝置位於Duplex 46、Duplex 48及Duplex 50的下層。

期數住宅樓層由6樓至55樓。第1座不設4樓、13樓、14樓、24樓、34樓、44樓及54樓。29樓為庇護層。

"*" denotes that the related mechanical and electrical provisions are located in the lower-level on Duplex 46, Duplex 48 and Duplex 50.

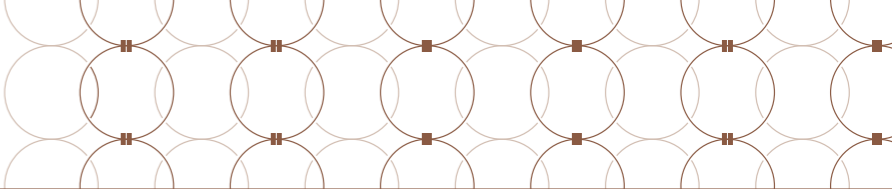
The residential floors of the Phase range from the 6/F to the 55/F. There are no 4/F, 13/F, 14/F, 24/F, 34/F, 44/F, and 54/F in Tower 1. 29/F is the refuge floor.



7. 住宅單位機電裝置位置及數量說明表 Schedule for the Location and Number of Mechanical and Electrical Provisions of Residential Properties

位置 Location			第1座 Tower 1								
			6樓至28樓 6/F - 28/F (4樓、13樓、14樓及24樓除外) (Except 4/F, 13/F, 14/F & 24/F)		30樓 30/F	31樓至33樓及35樓 31/F - 33/F and 35/F (34樓除外) (Except 34/F)	30樓至35樓 30/F - 35/F (34樓除外) (Except 34/F)	36樓至38樓 36/F - 38/F	39樓至42樓 39/F - 42/F	43樓 43/F	45樓 45/F
			A	B	A	A	B				
(ag)	風櫃房 (鄰近樓梯3) Air Handling Unit Room (near the Staircase 3)	防水燈掣 Waterproof Lighting Switch	-	1	1	1	1	1	1	1	1
		13A 防水單位插座 13A Waterproof Single Socket Outlet	-	2	2	2	2	2	2	2	2
		熔斷器的接線座 Fused Connection Unit	-	4	7	4	7	4	4	4	4
		32A 三相隔離熔斷器 32A TPN Isolator	-	2	2	2	2	-	-	-	-
		40A 三相隔離熔斷器 40A TPN Isolator	-	-	-	-	-	2	2	2	2
(ah)	風櫃房 (鄰近樓梯4) Air Handling Unit Room (near the Staircase 4)	防水燈掣 Waterproof Lighting Switch	1	-	-	-	-	1	1	1	1
		13A 防水單位插座 13A Waterproof Single Socket Outlet	1	-	-	-	-	2	2	2	2
		熔斷器的接線座 Fused Connection Unit	7	-	-	-	-	6	7	7	7
		32A 三相隔離熔斷器 32A TPN Isolator	2	-	-	-	-	-	-	-	-
		20A 三相隔離熔斷器 20A TPN Isolator	2	-	-	-	-	-	-	-	-
		40A 三相隔離熔斷器 40A TPN Isolator	-	-	-	-	-	2	2	2	2
(ai)	空調機平台 A/C Platform	20A 三相防水隔離熔斷器 20A Waterproof TPN Isolator	-	-	-	-	-	-	-	2	2
		20A 單相防水隔離熔斷器 20A Waterproof SPN Isolator	2	2	2	2	2	6	6	4	4

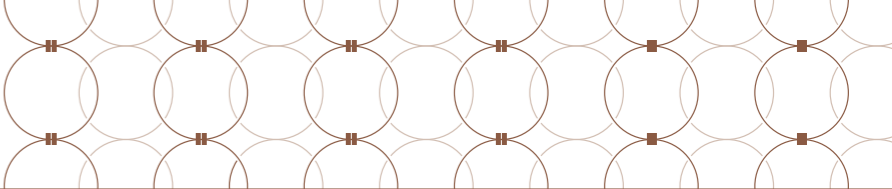
期數住宅樓層由6樓至55樓。第1座不設4樓、13樓、14樓、24樓、34樓、44樓及54樓。29樓為庇護層。
The residential floors of the Phase range from the 6/F to the 55/F. There are no 4/F, 13/F, 14/F, 24/F, 34/F, 44/F, and 54/F in Tower 1. 29/F is the refuge floor.



7. 住宅單位機電裝置位置及數量說明表 Schedule for the Location and Number of Mechanical and Electrical Provisions of Residential Properties

位置 Location		描述 Description	第1座 Tower 1								
			46樓至47樓 46/F - 47/F	48樓至49樓 48/F - 49/F	47樓及49樓 47/F and 49/F	50樓至51樓 50/F - 51/F	51樓 51/F	52樓 52/F	53樓 53/F	55樓 55/F	天台 R/F
			Duplex 46	Duplex 48	B	Duplex 50	B	Penthouse 52W			
(a)	大門入口 Main Entrance	門鈴按鈕 Door Bell Push Button	-	-	-	-	-	-	-	-	-
(b)	客廳 / 飯廳 Living Room / Dining Room	門鈴按鈕 Door Bell Push Button	-	-	1	-	1	-	-	-	-
		總電掣箱 Distribution Board	-	-	-	-	-	2	-	-	-
		燈掣 Lighting Switch	2	14	9	2	9	-	-	-	-
		電話插座 Telephone Outlet	2	2	2	-	2	-	-	-	-
		電視 / 電台天線插座 TV / FM Outlet	2	2	2	-	2	-	-	-	-
		網絡插座 Internet Outlet	2	2	2	-	2	-	-	-	-
		13A 單位插座 13A Single Socket Outlet	6	7	7	4	6	2	-	-	-
		13A 雙位插座 13A Twin Socket Outlet	3	4	3	3	3	1	-	-	-
		熔斷器的接線座 Fused Connection Unit	7	13	15	4	12	9	-	-	-
		雙極開關掣 Double Pole Switch	2	2	2	-	2	-	-	-	-

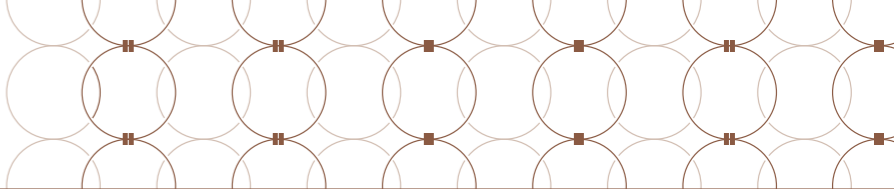
期數住宅樓層由6樓至55樓。第1座不設4樓、13樓、14樓、24樓、34樓、44樓及54樓。29樓為庇護層。
The residential floors of the Phase range from the 6/F to the 55/F. There are no 4/F, 13/F, 14/F, 24/F, 34/F, 44/F, and 54/F in Tower 1. 29/F is the refuge floor.



7. 住宅單位機電裝置位置及數量說明表 Schedule for the Location and Number of Mechanical and Electrical Provisions of Residential Properties

位置 Location		描述 Description	第1座 Tower 1								
			46樓至47樓 46/F - 47/F	48樓至49樓 48/F - 49/F	47樓及49樓 47/F and 49/F	50樓至51樓 50/F - 51/F	51樓 51/F	52樓 52/F	53樓 53/F	55樓 55/F	天台 R/F
			Duplex 46	Duplex 48	B	Duplex 50	B	Penthouse 52W			
(c)	家庭間* Family Room*	燈掣 Lighting Switch	5	5	-	2	-	-	-	-	-
		電話插座 Telephone Outlet	1	1	-	-	-	-	-	-	-
		電視 / 電台天線插座 TV / FM Outlet	1	2	-	-	-	-	-	-	-
		網絡插座 Internet Outlet	1	1	-	-	-	-	-	-	-
		13A 單位插座 13A Single Socket Outlet	4	2	-	3	-	-	-	-	-
		13A 雙位插座 13A Twin Socket Outlet	1	2	-	-	-	-	-	-	-
		熔斷器的接線座 Fused Connection Unit	6	6	-	2	-	2	-	-	-
		雙極開關掣 Double Pole Switch	1	1	-	-	-	-	-	-	-

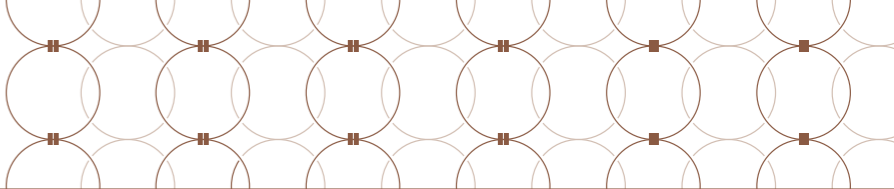
★「家庭間」代表 Duplex 46, Duplex 48, Duplex 50 及 Penthouse 52W 低層的家庭間。
期數住宅樓層由6樓至55樓。第1座不設4樓、13樓、14樓、24樓、34樓、44樓及54樓。29樓為庇護層。
★ "Family Room" denotes that the Family Room is located in the lower levels of Duplex 46, Duplex 48, Duplex 50, and Penthouse 52W.
The residential floors of the Phase range from the 6/F to the 55/F. There are no 4/F, 13/F, 14/F, 24/F, 34/F, 44/F, and 54/F in Tower 1. 29/F is the refuge floor.



7. 住宅單位機電裝置位置及數量說明表 Schedule for the Location and Number of Mechanical and Electrical Provisions of Residential Properties

位置 Location		描述 Description	第1座 Tower 1								
			46樓至47樓 46/F - 47/F	48樓至49樓 48/F - 49/F	47樓及49樓 47/F and 49/F	50樓至51樓 50/F - 51/F	51樓 51/F	52樓 52/F	53樓 53/F	55樓 55/F	天台 R/F
			Duplex 46	Duplex 48	B	Duplex 50	B	Penthouse 52W			
(d)	家庭間# / 家庭區 Family Room# / Family Area	燈掣 Lighting Switch	4	9	-	2	-	-	-	-	-
		總電掣箱 Distribution Board	-	-	-	-	-	-	2	-	-
		電話插座 Telephone Outlet	1	1	-	-	-	-	-	-	-
		電視 / 電台天線插座 TV / FM Outlet	1	1	-	-	-	-	-	-	-
		網絡插座 Internet Outlet	1	1	-	-	-	-	-	-	-
		13A 單位插座 13A Single Socket Outlet	3	4	-	5	-	-	1	-	-
		13A 雙位插座 13A Twin Socket Outlet	1	4	-	-	-	-	1	-	-
		熔斷器的接線座 Fused Connection Unit	4	10	-	5	-	-	8	-	-
		雙極開關掣 Double Pole Switch	-	1	-	-	-	-	-	-	-
(e)	書房 Study Room	燈掣 Lighting Switch	3	3	-	2	-	-	-	-	-
		電話插座 Telephone Outlet	1	1	-	-	-	-	-	-	-
		電視 / 電台天線插座 TV / FM Outlet	1	1	-	1	-	-	-	-	-
		網絡插座 Internet Outlet	1	1	-	-	-	-	-	-	-
		13A 單位插座 13A Single Socket Outlet	1	1	-	-	-	-	-	-	-
		13A 雙位插座 13A Twin Socket Outlet	4	4	-	5	-	-	-	1	-
		熔斷器的接線座 Fused Connection Unit	2	3	-	-	-	-	-	2	-
		雙極開關掣 Double Pole Switch	1	1	-	-	-	-	-	-	-

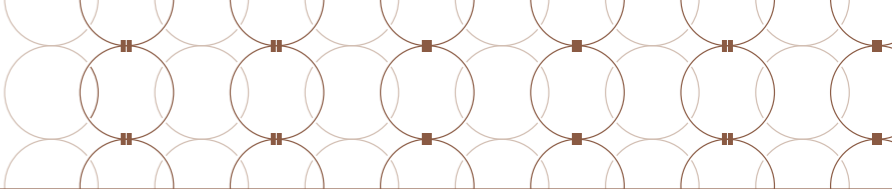
「家庭間」代表 Duplex 46, Duplex 48, Duplex 50 高層的家庭間。
期數住宅樓層由6樓至55樓。第1座不設4樓、13樓、14樓、24樓、34樓、44樓及54樓。29樓為庇護層。
"Family Room" denotes that the Family Room is located in the upper level of Duplex 46, Duplex 48, and Duplex 50.
The residential floors of the Phase range from the 6/F to the 55/F. There are no 4/F, 13/F, 14/F, 24/F, 34/F, 44/F, and 54/F in Tower 1. 29/F is the refuge floor.



7. 住宅單位機電裝置位置及數量說明表 Schedule for the Location and Number of Mechanical and Electrical Provisions of Residential Properties

位置 Location		描述 Description	第1座 Tower 1								
			46樓至47樓 46/F - 47/F	48樓至49樓 48/F - 49/F	47樓及49樓 47/F and 49/F	50樓至51樓 50/F - 51/F	51樓 51/F	52樓 52/F	53樓 53/F	55樓 55/F	天台 R/F
			Duplex 46	Duplex 48	B	Duplex 50	B	Penthouse 52W			
(f)	睡房 1 Bedroom 1	燈掣 Lighting Switch	3	3	2	2	2	-	-	-	-
		警鐘 Panic Alarm	-	-	-	-	-	-	-	-	-
		電話插座 Telephone Outlet	1	1	1	-	1	-	-	-	-
		電視 / 電台天線插座 TV / FM Outlet	1	1	1	2	1	-	-	-	-
		網絡插座 Internet Outlet	1	1	1	1	1	-	-	-	-
		13A 單位插座 13A Single Socket Outlet	1	1	1	1	1	-	-	-	-
		13A 雙位插座 13A Twin Socket Outlet	3	3	3	6	3	-	1	-	-
		熔斷器的接線座 Fused Connection Unit	2	3	3	1	3	-	1	-	-
		雙極開關掣 Double Pole Switch	-	1	1	-	1	-	-	-	-
(g)	睡房 2 Bedroom 2	燈掣 Lighting Switch	3	3	3	4	3	-	-	-	-
		電話插座 Telephone Outlet	1	1	1	-	1	-	-	-	-
		電視 / 電台天線插座 TV / FM Outlet	1	1	1	-	1	-	-	-	-
		網絡插座 Internet Outlet	1	1	1	-	1	-	-	-	-
		13A 單位插座 13A Single Socket Outlet	1	1	1	1	1	-	-	-	-

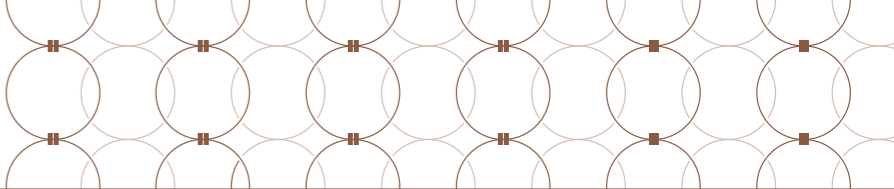
期數住宅樓層由6樓至55樓。第1座不設4樓、13樓、14樓、24樓、34樓、44樓及54樓。29樓為庇護層。
The residential floors of the Phase range from the 6/F to the 55/F. There are no 4/F, 13/F, 14/F, 24/F, 34/F, 44/F, and 54/F in Tower 1. 29/F is the refuge floor.



7. 住宅單位機電裝置位置及數量說明表 Schedule for the Location and Number of Mechanical and Electrical Provisions of Residential Properties

位置 Location		描述 Description	第1座 Tower 1								
			46樓至47樓 46/F - 47/F	48樓至49樓 48/F - 49/F	47樓及49樓 47/F and 49/F	50樓至51樓 50/F - 51/F	51樓 51/F	52樓 52/F	53樓 53/F	55樓 55/F	天台 R/F
			Duplex 46	Duplex 48	B	Duplex 50	B	Penthouse 52W			
(g)	睡房 2 Bedroom 2	13A 雙位插座 13A Twin Socket Outlet	3	3	3	3	3	-	-	-	-
		熔斷器的接線座 Fused Connection Unit	2	3	3	3	3	-	1	-	-
		雙極開關掣 Double Pole Switch	-	1	1	-	1	-	-	-	-
(h)	睡房 3 Bedroom 3	燈掣 Lighting Switch	-	-	2	-	2	-	-	-	-
		電話插座 Telephone Outlet	-	-	1	-	1	-	-	-	-
		電視 / 電台天線插座 TV / FM Outlet	-	-	1	-	1	-	-	-	-
		網絡插座 Internet Outlet	-	-	1	-	1	-	-	-	-
		13A 單位插座 13A Single Socket Outlet	-	-	1	-	1	-	-	-	-
		13A 雙位插座 13A Twin Socket Outlet	-	-	3	-	3	-	1	-	-
		熔斷器的接線座 Fused Connection Unit	-	-	3	-	3	-	3	-	-
		雙極開關掣 Double Pole Switch	-	-	1	-	1	-	-	-	-

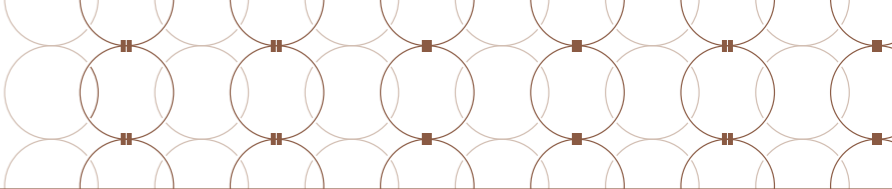
期數住宅樓層由6樓至55樓。第1座不設4樓、13樓、14樓、24樓、34樓、44樓及54樓。29樓為庇護層。
The residential floors of the Phase range from the 6/F to the 55/F. There are no 4/F, 13/F, 14/F, 24/F, 34/F, 44/F, and 54/F in Tower 1. 29/F is the refuge floor.



7. 住宅單位機電裝置位置及數量說明表 Schedule for the Location and Number of Mechanical and Electrical Provisions of Residential Properties

位置 Location		描述 Description	第1座 Tower 1									
			46樓至47樓 46/F - 47/F	48樓至49樓 48/F - 49/F	47樓及49樓 47/F and 49/F	50樓至51樓 50/F - 51/F	51樓 51/F	52樓 52/F	53樓 53/F	55樓 55/F	天台 R/F	
			Duplex 46	Duplex 48	B	Duplex 50	B	Penthouse 52W				
(i)	主人睡房 / 主人睡房 1 Master Bedroom / Master Bedroom 1	燈掣 Lighting Switch	8	9	2	3	2	-	-	-	-	
		總電掣箱 Distribution Board	1	1	-	-	-	-	-	-	-	
		警鐘 Panic Alarm	1	1	1	1	1	-	1	-	-	
		電話插座 Telephone Outlet	1	1	1	-	1	-	-	-	-	
		電視 / 電台天線插座 TV / FM Outlet	1	2	1	2	1	-	-	-	-	
		網絡插座 Internet Outlet	1	1	1	2	1	-	-	-	-	
		13A 單位插座 13A Single Socket Outlet	3	7	2	3	2	-	-	-	-	
		13A 雙位插座 13A Twin Socket Outlet	4	5	3	8	3	-	1	-	-	
		熔斷器的接線座 Fused Connection Unit	5	9	5	4	5	-	2	-	-	
		雙極開關掣 Double Pole Switch	-	1	1	-	1	-	-	-	-	
(j)	主人睡房 2 / 總統套間 Master Bedroom 2 / President Suite	燈掣 Lighting Switch	7	8	-	4	-	-	-	-	-	
		電話插座 Telephone Outlet	1	1	-	-	-	-	-	-	-	-
		電視 / 電台天線插座 TV / FM Outlet	1	2	-	2	-	-	-	-	-	-
		網絡插座 Internet Outlet	1	1	-	1	-	-	-	-	-	-
		13A 單位插座 13A Single Socket Outlet	2	3	-	2	-	-	-	-	-	-
		13A 雙位插座 13A Twin Socket Outlet	3	4	-	7	-	-	-	2	-	-

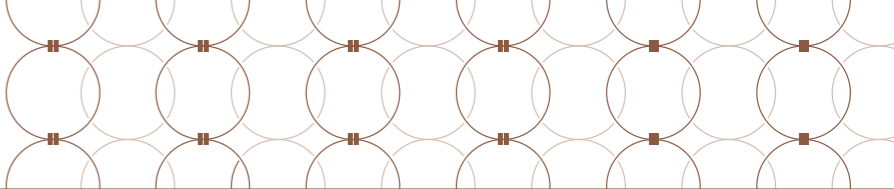
期數住宅樓層由6樓至55樓。第1座不設4樓、13樓、14樓、24樓、34樓、44樓及54樓。29樓為庇護層。
The residential floors of the Phase range from the 6/F to the 55/F. There are no 4/F, 13/F, 14/F, 24/F, 34/F, 44/F, and 54/F in Tower 1. 29/F is the refuge floor.



7. 住宅單位機電裝置位置及數量說明表 Schedule for the Location and Number of Mechanical and Electrical Provisions of Residential Properties

位置 Location		描述 Description	第1座 Tower 1								
			46樓至47樓 46/F - 47/F	48樓至49樓 48/F - 49/F	47樓及49樓 47/F and 49/F	50樓至51樓 50/F - 51/F	51樓 51/F	52樓 52/F	53樓 53/F	55樓 55/F	天台 R/F
			Duplex 46	Duplex 48	B	Duplex 50	B	Penthouse 52W			
(j)	主人睡房 2 / 總統套間 Master Bedroom 2 / President Suite	警鐘 Panic Alarm	1	1	-	1	-	-	1	1	-
		熔斷器的接線座 Fused Connection Unit	6	5	-	2	-	-	-	6	-
		雙極開關掣 Double Pole Switch	-	1	-	-	-	-	-	-	-
(k)	衣帽間 Walk-in Closet	燈掣 Lighting Switch	5	-	-	1	-	-	-	-	-
		13A 單位插座 13A Single Socket Outlet	-	-	-	3	-	-	-	-	-
		13A 雙位插座 13A Twin Socket Outlet	2	-	-	-	-	-	-	-	-
		熔斷器的接線座 Fused Connection Unit	3	-	-	-	-	-	-	-	-
(l)	衣帽間 Closet	燈掣 Lighting Switch	1	-	-	-	-	-	-	-	-
		總電箱 Distribution Board	1	-	-	-	-	-	-	-	-
		13A 單位插座 13A Single Socket Outlet	2	-	-	-	-	-	-	-	-
		熔斷器的接線座 Fused Connection Unit	1	-	-	-	-	-	-	-	-
(m)	夫人更衣室 Mrs. Dressing	燈掣 Lighting Switch	-	-	-	1	-	-	-	-	-
		13A 單位插座 13A single socket outlet	-	-	-	1	-	-	-	-	-

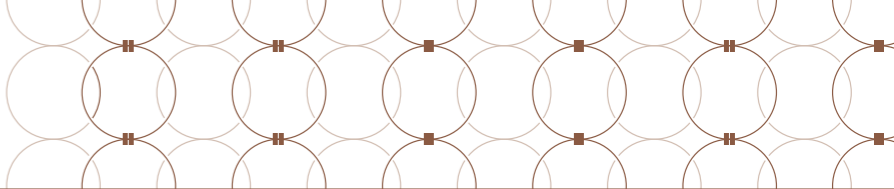
期數住宅樓層由6樓至55樓。第1座不設4樓、13樓、14樓、24樓、34樓、44樓及54樓。29樓為庇護層。
The residential floors of the Phase range from the 6/F to the 55/F. There are no 4/F, 13/F, 14/F, 24/F, 34/F, 44/F, and 54/F in Tower 1. 29/F is the refuge floor.



7. 住宅單位機電裝置位置及數量說明表 Schedule for the Location and Number of Mechanical and Electrical Provisions of Residential Properties

位置 Location		描述 Description	第1座 Tower 1								
			46樓至47樓 46/F - 47/F	48樓至49樓 48/F - 49/F	47樓及49樓 47/F and 49/F	50樓至51樓 50/F - 51/F	51樓 51/F	52樓 52/F	53樓 53/F	55樓 55/F	天台 R/F
			Duplex 46	Duplex 48	B	Duplex 50	B	Penthouse 52W			
(n)	廚房 / 廚房 1 Kitchen / Kitchen 1	門鈴 Door Bell	-	-	1	-	1	-	-	-	-
		燈掣 Lighting Switch	2	2	2	1	2	-	-	-	-
		總電掣箱 Distribution Board	2	-	-	-	-	-	-	-	-
		視像對講機 Video Door Phone	1	1	1	1	1	-	-	-	-
		電話插座 Telephone Outlet	-	-	1	-	1	-	-	-	-
		光纖插座 Fibre Outlet	-	-	1	-	1	-	-	-	-
		13A 單位插座 13A Single Socket Outlet	17	9	8	4	9	2	-	-	-
		13A 雙位插座 13A Twin Socket Outlet	1	3	1	3	-	-	-	-	-
		13A 雙位插座(附有USB插頭) 13A Twin Socket Outlet (with USB port)	-	1	2	-	1	-	-	-	-
		熔斷器的接線座 Fused Connection Unit	4	9	5	5	7	2	-	-	-
		雙極開關掣 Double Pole Switch	2	3	4	-	4	-	-	-	-
(o)	廚房 2 Kitchen 2	13A 單位插座 13A Single Socket Outlet	-	-	-	-	-	5	-	-	-
		13A 雙位插座 13A Twin Socket Outlet	-	-	-	-	-	1	-	-	-
		熔斷器的接線座 Fused Connection Unit	-	-	-	-	-	8	-	-	-
		雙極開關掣 Double Pole Switch	-	-	-	-	-	2	-	-	-

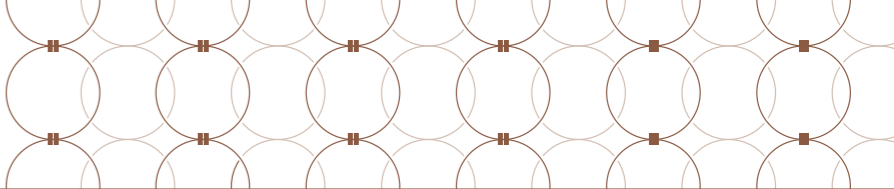
期數住宅樓層由6樓至55樓。第1座不設4樓、13樓、14樓、24樓、34樓、44樓及54樓。29樓為庇護層。
The residential floors of the Phase range from the 6/F to the 55/F. There are no 4/F, 13/F, 14/F, 24/F, 34/F, 44/F, and 54/F in Tower 1. 29/F is the refuge floor.



7. 住宅單位機電裝置位置及數量說明表 Schedule for the Location and Number of Mechanical and Electrical Provisions of Residential Properties

位置 Location			第1座 Tower 1								
			46樓至47樓 46/F - 47/F	48樓至49樓 48/F - 49/F	47樓及49樓 47/F and 49/F	50樓至51樓 50/F - 51/F	51樓 51/F	52樓 52/F	53樓 53/F	55樓 55/F	天台 R/F
			Duplex 46	Duplex 48	B	Duplex 50	B	Penthouse 52W			
(p)	浴室 1 Bathroom 1	燈掣 Lighting Switch	2	-	-	-	-	-	-	-	-
		13A 單位插座 13A Single Socket Outlet	1	1	1	1	1	-	-	-	-
		熔斷器的接線座 Fused Connection Unit	2	2	2	-	2	-	2	-	-
		雙極開關掣 Double Pole Switch	2	2	2	-	2	-	-	-	-
(q)	浴室 2 Bathroom 2	燈掣 Lighting Switch	2	-	-	-	-	-	-	-	-
		13A 單位插座 13A Single Socket Outlet	1	1	1	1	1	-	-	-	-
		熔斷器的接線座 Fused Connection Unit	2	2	2	-	2	-	1	-	-
		雙極開關掣 Double Pole Switch	2	2	2	-	2	-	-	-	-
(r)	浴室 3 Bathroom 3	13A 單位插座 13A Single Socket Outlet	-	-	1	-	1	-	-	-	-
		熔斷器的接線座 Fused Connection Unit	-	-	2	-	2	-	2	-	-
		雙極開關掣 Double Pole Switch	-	-	2	-	2	-	-	-	-
(s)	主人浴室 / 主人浴室 1 Master Bathroom / Master Bathroom 1	燈掣 Lighting Switch	1	-	-	-	-	-	-	-	-
		電視 / 電台天線插座 TV / FM Outlet	-	2	2	-	2	-	-	-	-

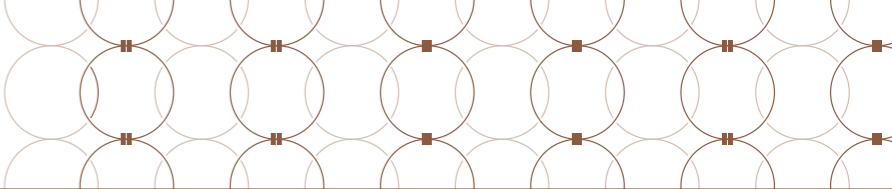
期數住宅樓層由6樓至55樓。第1座不設4樓、13樓、14樓、24樓、34樓、44樓及54樓。29樓為庇護層。
The residential floors of the Phase range from the 6/F to the 55/F. There are no 4/F, 13/F, 14/F, 24/F, 34/F, 44/F, and 54/F in Tower 1. 29/F is the refuge floor.



7. 住宅單位機電裝置位置及數量說明表 Schedule for the Location and Number of Mechanical and Electrical Provisions of Residential Properties

位置 Location		描述 Description	第1座 Tower 1								
			46樓至47樓 46/F - 47/F	48樓至49樓 48/F - 49/F	47樓及49樓 47/F and 49/F	50樓至51樓 50/F - 51/F	51樓 51/F	52樓 52/F	53樓 53/F	55樓 55/F	天台 R/F
			Duplex 46	Duplex 48	B	Duplex 50	B	Penthouse 52W			
(s)	主人浴室 / 主人浴室 1 Master Bathroom / Master Bathroom 1	13A 單位插座 13A Single Socket Outlet	4	4	4	-	4	-	-	-	-
		熔斷器的接線座 Fused Connection Unit	6	10	6	-	6	-	2	-	-
		雙極開關掣 Double Pole Switch	3	1	1	-	1	-	-	-	-
(t)	主人浴室 2 Master Bathroom 2	燈掣 Lighting Switch	1	-	-	-	-	-	-	-	-
		電視 / 電台天線插座 TV / FM Outlet	-	2	-	-	-	-	-	-	-
		13A 單位插座 13A Single Socket Outlet	3	4	-	-	-	-	-	-	-
		13A 雙位插座 13A Twin Socket Outlet	-	-	-	2	-	-	-	-	-
		熔斷器的接線座 Fused Connection Unit	5	7	-	-	-	-	-	-	-
		雙極開關掣 Double Pole Switch	1	1	-	-	-	-	-	-	-
(u)	總統套房浴室 President Suite Bathroom	熔斷器的接線座 Fused Connection Unit	-	-	-	-	-	-	-	2	-
(v)	化妝間 Powder Room	燈掣 Lighting Switch	1	-	-	-	-	-	-	-	-
		13A 單位插座 13A Single Socket Outlet	-	1	1	2	1	-	-	-	-
		熔斷器的接線座 Fused Connection Unit	1	1	1	-	1	-	-	-	-
		雙極開關掣 Double Pole Switch	-	1	1	-	1	-	-	-	-

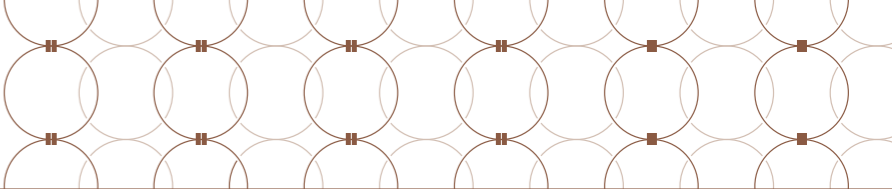
期數住宅樓層由6樓至55樓。第1座不設4樓、13樓、14樓、24樓、34樓、44樓及54樓。29樓為底護層。
The residential floors of the Phase range from the 6/F to the 55/F. There are no 4/F, 13/F, 14/F, 24/F, 34/F, 44/F, and 54/F in Tower 1. 29/F is the refuge floor.



7. 住宅單位機電裝置位置及數量說明表 Schedule for the Location and Number of Mechanical and Electrical Provisions of Residential Properties

位置 Location			第1座 Tower 1								
			46樓至47樓 46/F - 47/F	48樓至49樓 48/F - 49/F	47樓及49樓 47/F and 49/F	50樓至51樓 50/F - 51/F	51樓 51/F	52樓 52/F	53樓 53/F	55樓 55/F	天台 R/F
			Duplex 46	Duplex 48	B	Duplex 50	B	Penthouse 52W			
(w)	洗手間 / 洗手間 1 Lavatory / Lavatory 1	燈掣 Lighting Switch	2	-	-	-	-	-	-	-	-
		13A 單位插座 13A Single Socket Outlet	-	2	-	1	-	-	-	-	-
		熔斷器的接線座 Fused Connection Unit	1	1	4	-	3	1	-	-	-
		雙極開關掣 Double Pole Switch	-	1	-	-	-	-	-	-	-
(x)	洗手間 2 Lavatory 2	熔斷器的接線座 Fused Connection Unit	-	1	-	-	-	1	-	-	-
(y)	洗手間 3 Lavatory 3	13A 單位插座 13A Single Socket Outlet	-	1	-	-	-	-	-	-	-
		熔斷器的接線座 Fused Connection Unit	2	1	-	-	-	-	-	-	-
		雙極開關掣 Double Pole Switch	-	1	-	-	-	-	-	-	-
(z)	洗手間 4 Lavatory 4	13A 單位插座 13A Single Socket Outlet	1	1	-	1	-	-	-	-	-
		熔斷器的接線座 Fused Connection Unit	2	2	-	-	-	-	-	-	-
		雙極開關掣 Double Pole Switch	2	2	-	-	-	-	-	-	-
(aa)	洗手間 5 Lavatory 5	13A 單位插座 13A Single Socket Outlet	-	-	-	-	-	-	1	-	-
		熔斷器的接線座 Fused Connection Unit	-	-	-	-	-	-	2	-	-
(ab)	洗手間 6 Lavatory 6	熔斷器的接線座 Fused Connection Unit	-	-	-	-	-	-	1	-	-

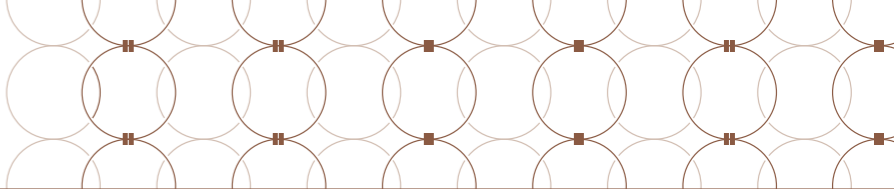
期數住宅樓層由6樓至55樓。第1座不設4樓、13樓、14樓、24樓、34樓、44樓及54樓。29樓為庇護層。
The residential floors of the Phase range from the 6/F to the 55/F. There are no 4/F, 13/F, 14/F, 24/F, 34/F, 44/F, and 54/F in Tower 1. 29/F is the refuge floor.



7. 住宅單位機電裝置位置及數量說明表 Schedule for the Location and Number of Mechanical and Electrical Provisions of Residential Properties

位置 Location		描述 Description	第1座 Tower 1								
			46樓至47樓 46/F - 47/F	48樓至49樓 48/F - 49/F	47樓及49樓 47/F and 49/F	50樓至51樓 50/F - 51/F	51樓 51/F	52樓 52/F	53樓 53/F	55樓 55/F	天台 R/F
			Duplex 46	Duplex 48	B	Duplex 50	B	Penthouse 52W			
(ac)	洗手間 7 Lavatory 7	13A 單位插座 13A Single Socket Outlet	-	-	-	-	-	-	-	1	-
		熔斷器的接線座 Fused Connection Unit	-	-	-	-	-	-	-	1	-
(ad)	洗手間 8 Lavatory 8	熔斷器的接線座 Fused Connection Unit	-	-	-	-	-	-	-	1	-
(ae)	健身房 Fitness Room	熔斷器的接線座 Fused Connection Unit	-	-	-	-	-	-	-	1	-
(af)	走廊 (主人睡房 / 主人睡房 2外) Corridor (Outside the Master Bedroom / Master Bedroom 2)	燈掣 Lighting Switch	4	2	2	1	2	-	-	-	-
		13A 單位插座 13A Single Socket Outlet	2	2	1	1	1	-	-	-	-
		13A 雙位插座 13A Twin Socket Outlet	-	-	-	2	-	-	-	-	-
		網絡插座 Internet Outlet	-	-	-	-	-	-	-	-	-
		熔斷器的接線座 Fused Connection Unit	1	3	2	1	2	-	-	-	-
(ag)	走廊 (主人睡房 1外) Corridor (Outside the Master Bedroom 1)	燈掣 Lighting Switch	4	-	-	3	-	-	-	-	-
		13A 單位插座 13A Single Socket Outlet	2	-	-	2	-	-	-	-	-
		熔斷器的接線座 Fused Connection Unit	1	-	-	2	-	-	-	-	-

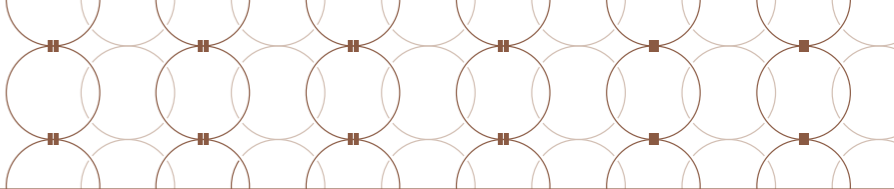
期數住宅樓層由6樓至55樓。第1座不設4樓、13樓、14樓、24樓、34樓、44樓及54樓。29樓為庇護層。
The residential floors of the Phase range from the 6/F to the 55/F. There are no 4/F, 13/F, 14/F, 24/F, 34/F, 44/F, and 54/F in Tower 1. 29/F is the refuge floor.



7. 住宅單位機電裝置位置及數量說明表 Schedule for the Location and Number of Mechanical and Electrical Provisions of Residential Properties

位置 Location		描述 Description	第1座 Tower 1								
			46樓至47樓 46/F - 47/F	48樓至49樓 48/F - 49/F	47樓及49樓 47/F and 49/F	50樓至51樓 50/F - 51/F	51樓 51/F	52樓 52/F	53樓 53/F	55樓 55/F	天台 R/F
			Duplex 46	Duplex 48	B	Duplex 50	B	Penthouse 52W			
(ah)	私人升降機 大堂 Private Lift Lobby	13A 單位插座 13A Single Socket Outlet	-	-	-	1	-	-	-	-	1
		熔斷器的接線座 Fused Connection Unit	-	-	-	1	-	-	-	-	11
		20A 單相隔離熔斷器 20A SPN Isolator	-	-	-	-	-	-	-	-	1
(ai)	工作間 / 工作間 1 Utility Room / Utility Room 1	燈掣 Lighting Switch	3	1	2	1	2	-	-	-	-
		總電掣箱 Distribution Board	1	1	-	3	-	-	-	-	-
		視像對講機 Video Door Phone	-	1	-	1	-	-	-	-	-
		13A 單位插座 13A Single Socket Outlet	6	8	3	5	3	2	-	-	-
		13A 雙位插座 13A Twin Socket Outlet	4	4	-	2	-	-	-	-	-
		雙極開關掣 Double Pole Switch	1	-	1	-	1	-	-	-	-
		熔斷器的接線座 Fused Connection Unit	5	6	3	-	3	2	-	-	-
		20A 單相隔離熔斷器 20A SPN Isolator	-	-	-	-	-	1	-	-	-
		洗衣乾衣機接駁點 Washer-dryer Connection Point	1	-	-	1	-	-	-	-	-
		洗衣機接駁點 Washer Connection Point	1	-	-	1	-	-	-	-	-

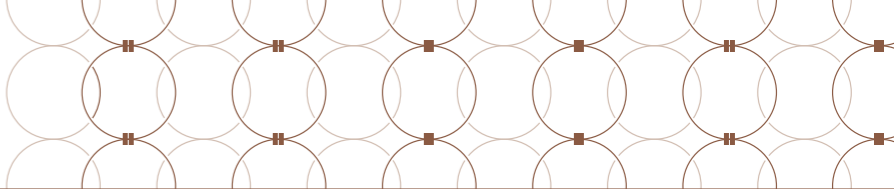
期數住宅樓層由6樓至55樓。第1座不設4樓、13樓、14樓、24樓、34樓、44樓及54樓。29樓為底護層。
The residential floors of the Phase range from the 6/F to the 55/F. There are no 4/F, 13/F, 14/F, 24/F, 34/F, 44/F, and 54/F in Tower 1. 29/F is the refuge floor.



7. 住宅單位機電裝置位置及數量說明表 Schedule for the Location and Number of Mechanical and Electrical Provisions of Residential Properties

位置 Location		描述 Description	第1座 Tower 1								
			46樓至47樓 46/F - 47/F	48樓至49樓 48/F - 49/F	47樓及49樓 47/F and 49/F	50樓至51樓 50/F - 51/F	51樓 51/F	52樓 52/F	53樓 53/F	55樓 55/F	天台 R/F
			Duplex 46	Duplex 48	B	Duplex 50	B	Penthouse 52W			
(aj)	工作間 2 Utility Room 2	13A 單位插座 13A Single Socket Outlet	-	-	-	-	-	-	2	-	-
		熔斷器的接線座 Fused Connection Unit	-	-	-	-	-	-	4	-	-
		20A 單相隔離熔斷器 20A SPN Isolator	-	-	-	-	-	-	1	-	-
(ak)	儲物室 / 儲物室 1 Store Room / Store Room 1	燈掣 Lighting Switch	1	1	-	-	-	-	-	-	-
		總電掣箱 Distribution Board	-	2	-	-	-	-	-	-	-
		13A 單位插座 13A Single Socket Outlet	-	2	-	-	-	-	-	-	-
		熔斷器的接線座 Fused Connection Unit	-	1	-	-	-	-	-	-	-
(al)	儲物室 2 Store Room 2	燈掣 Lighting Switch	1	-	-	-	-	-	-	-	-
		13A 單位插座 13A Single Socket Outlet	3	-	-	-	-	-	-	-	-
(am)	儲物室 3 Store Room 3	燈掣 Lighting Switch	2	-	-	-	-	-	-	-	-
		13A 單位插座 13A Single Socket Outlet	1	-	-	-	-	-	-	-	-
		13A 單位雙座 13A Twin Socket Outlet	1	-	-	-	-	-	-	-	-
		熔斷器的接線座 Fused Connection Unit	2	-	-	-	-	-	-	-	-

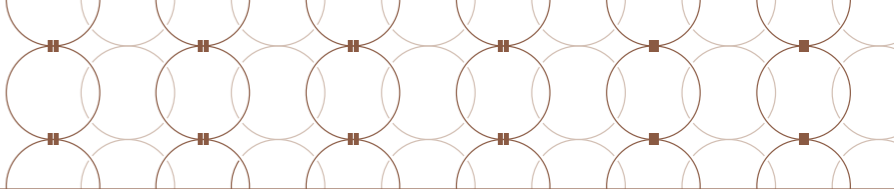
期數住宅樓層由6樓至55樓。第1座不設4樓、13樓、14樓、24樓、34樓、44樓及54樓。29樓為庇護層。
The residential floors of the Phase range from the 6/F to the 55/F. There are no 4/F, 13/F, 14/F, 24/F, 34/F, 44/F, and 54/F in Tower 1. 29/F is the refuge floor.



7. 住宅單位機電裝置位置及數量說明表 Schedule for the Location and Number of Mechanical and Electrical Provisions of Residential Properties

位置 Location			第1座 Tower 1								
			46樓至47樓 46/F - 47/F	48樓至49樓 48/F - 49/F	47樓及49樓 47/F and 49/F	50樓至51樓 50/F - 51/F	51樓 51/F	52樓 52/F	53樓 53/F	55樓 55/F	天台 R/F
			Duplex 46	Duplex 48	B	Duplex 50	B	Penthouse 52W			
(an)	傭人房 Maid Room	燈掣 Lighting Switch	-	2	1	2	1	-	-	-	-
		總電掣箱 Distribution Board	-	-	1	-	2	-	-	-	-
		13A 單位插座 13A Single Socket Outlet	-	2	-	-	-	-	-	-	-
		13A 雙位插座 13A Twin Socket Outlet	-	-	1	3	1	-	-	-	-
		熔斷器的接線座 Fused Connection Unit	-	2	1	-	1	2	-	-	-
		雙極開關掣 Double Pole Switch	-	1	-	-	-	-	-	-	-
(ao)	溫室 Conservatory	13A 防水單位插座 13A Waterproof Single Socket Outlet	1	1	-	1	-	-	-	-	-
		熔斷器的接線座 Fused Connection Unit	-	1	-	-	-	-	-	-	-

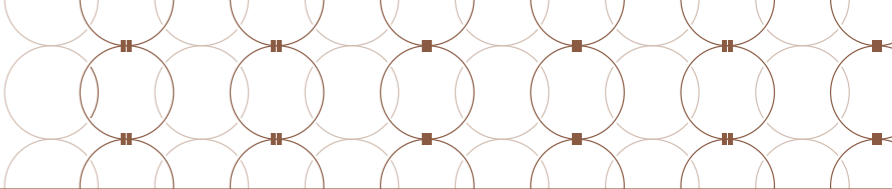
期數住宅樓層由6樓至55樓。第1座不設4樓、13樓、14樓、24樓、34樓、44樓及54樓。29樓為庇護層。
The residential floors of the Phase range from the 6/F to the 55/F. There are no 4/F, 13/F, 14/F, 24/F, 34/F, 44/F, and 54/F in Tower 1. 29/F is the refuge floor.



7. 住宅單位機電裝置位置及數量說明表 Schedule for the Location and Number of Mechanical and Electrical Provisions of Residential Properties

位置 Location		描述 Description	第1座 Tower 1								
			46樓至47樓 46/F - 47/F	48樓至49樓 48/F - 49/F	47樓及49樓 47/F and 49/F	50樓至51樓 50/F - 51/F	51樓 51/F	52樓 52/F	53樓 53/F	55樓 55/F	天台 R/F
			Duplex 46	Duplex 48	B	Duplex 50	B	Penthouse 52W			
(ap)	露台及陽台 (除6樓的單位外) Balcony and Verandah (except the residential properties on the 6/F)	13A 防水單位插座 13A Waterproof Single Socket Outlet	1	2	2	3	2	-	-	-	-
(aq)	陽台 Verandah	13A 防水單位插座 13A Waterproof Single Socket Outlet	1*	1*	-	3*	-	-	-	-	-
			2 [#]	1 [#]		2 [#]					
(ar)	私人天台 (只適用於Penthouse 52W) Private Roof (For Penthouse 52W only)	32A 三相隔離熔斷器 32A TPN Isolator	-	-	-	-	-	-	-	-	1
(as)	風櫃房 (鄰近樓梯 3) Air Handling Unit Room (near the Staircase 3)	防水燈掣 Waterproof Lighting Switch	1	1	1	1	1	1	1	1	-
		13A 防水單位插座 13A Waterproof Single Socket Outlet	3	2	2	2	2	2	2	2	-
		熔斷器的接線座 Fused Connection Unit	1	4	4	4	4	4	4	4	-
		32A 三相隔離熔斷器 32A TPN Isolator	-	-	2	-	-	-	-	-	-
		40A 三相隔離熔斷器 40A TPN Isolator	2	2	-	2	2	2	2	2	-

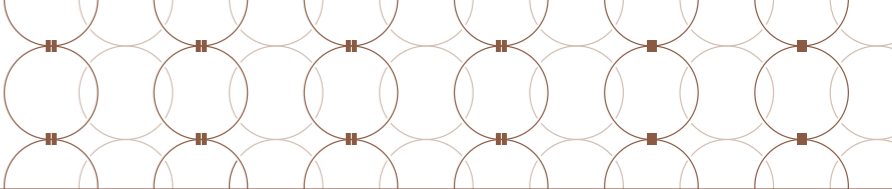
"*" 代表相關機電裝置位於Duplex 46、Duplex 48及Duplex 50的下層。
"#" 代表相關機電裝置位於Duplex 46、Duplex 48及Duplex 50的上層。
期數住宅樓層由6樓至55樓。第1座不設4樓、13樓、14樓、24樓、34樓、44樓及54樓。29樓為庇護層。
"*" denotes that the related mechanical and electrical provisions are located in the lower levels of Duplex 46, Duplex 48, and Duplex 50.
"#" denotes that the related mechanical and electrical provisions are located in the upper levels of Duplex 46, Duplex 48, and Duplex 50.
The residential floors of the Phase range from the 6/F to the 55/F. There are no 4/F, 13/F, 14/F, 24/F, 34/F, 44/F, and 54/F in Tower 1. 29/F is the refuge floor.



7. 住宅單位機電裝置位置及數量說明表 Schedule for the Location and Number of Mechanical and Electrical Provisions of Residential Properties

位置 Location			第1座 Tower 1								
			46樓至47樓 46/F - 47/F	48樓至49樓 48/F - 49/F	47樓及49樓 47/F and 49/F	50樓至51樓 50/F - 51/F	51樓 51/F	52樓 52/F	53樓 53/F	55樓 55/F	天台 R/F
			Duplex 46	Duplex 48	B	Duplex 50	B	Penthouse 52W			
(at)	風櫃房 (鄰近樓梯 4) Air Handling Unit Room (near the Staircase 4)	防水燈掣 Waterproof Lighting Switch	1*	1*	-	1*	-	1	1	1	-
			1#	1#		1#					
		13A 防水單位插座 13A Waterproof Single Socket Outlet	3*	2*	-	2*	-	2	2	2	-
			3#	2#		2#					
		熔斷器的接線座 Fused Connection Unit	-*	7*	-	7*	-	7	7	7	-
			-#	6#		6#					
		40A 三相隔離熔斷器 40A TPN Isolator	2*	2*	-	2*	-	2	2	2	-
			2#	2#		2#					
(au)	空調機平台 Air-conditioning Platform	20A 三相防水隔離熔斷器 20A Waterproof TPN Isolator	3	4	-	4	1	2	2	2	-
		20A 單相防水隔離熔斷器 20A Waterproof SPN Isolator	5	2	3	1	2	4	2	-	-

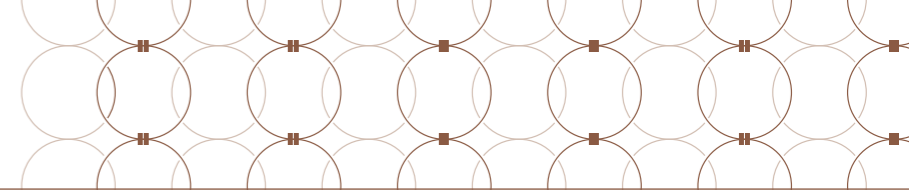
"*" 代表相關機電裝置位於Duplex 46、Duplex 48及Duplex 50的下層。
"#" 代表相關機電裝置位於Duplex 46、Duplex 48及Duplex 50的上層。
期數住宅樓層由6樓至55樓。第1座不設4樓、13樓、14樓、24樓、34樓、44樓及54樓。29樓為庇護層。
"*" denotes that the related mechanical and electrical provisions are located in the lower levels of Duplex 46, Duplex 48, and Duplex 50.
"#" denotes that the related mechanical and electrical provisions are located in the upper levels of Duplex 46, Duplex 48, and Duplex 50.
The residential floors of the Phase range from the 6/F to the 55/F. There are no 4/F, 13/F, 14/F, 24/F, 34/F, 44/F, and 54/F in Tower 1. 29/F is the refuge floor.



7. 住宅單位機電裝置位置及數量說明表 Schedule for the Location and Number of Mechanical and Electrical Provisions of Residential Properties

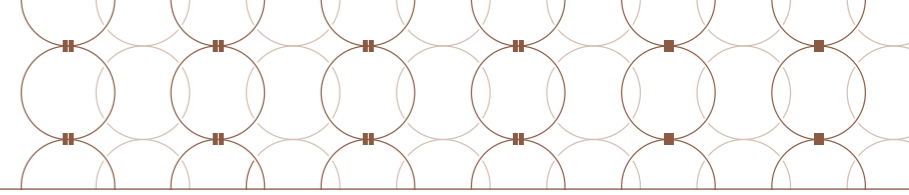
位置 Location		描述 Description	第1座 Tower 1
			3樓 3/F
			Penthouse 52W
(av)	3樓私人升降機大堂 '29' (只適用於Penthouse 52W) 3/F Private Lift Lobby '29' (For Penthouse 52W only)	燈掣 Lighting Switch	1
		13A 單位插座 13A Single Socket Outlet	3
		13A 雙位插座 13A Twin Socket Outlet	2
		熔斷器的接線座 Fused Connection Unit	14
		雙極開關掣 Double Pole Switch	1
(aw)	3樓空調機平台 3/F Air-conditioning Platform	40A 三相防水隔離熔斷器 40A Waterproof TPN Isolator	1

期數住宅樓層由6樓至55樓。第1座不設4樓、13樓、14樓、24樓、34樓、44樓及54樓。29樓為庇護層。
The residential floors of the Phase range from the 6/F to the 55/F. There are no 4/F, 13/F, 14/F, 24/F, 34/F, 44/F, and 54/F in Tower 1. 29/F is the refuge floor.



1. 食水及沖廁水由水務署供應。
2. 電力由香港電燈有限公司供應。
3. 煤氣由香港中華煤氣有限公司供應。

1. Potable and flushing water is supplied by Water Supplies Department.
2. Electricity is supplied by The Hongkong Electric Company Limited.
3. Towngas is supplied by The Hong Kong and China Gas Company Limited.



賣方(擁有人)有法律責任繳付住宅物業的地稅直至住宅物業買賣完成日(包括該日)為止。

The vendor (the owner) is liable for the Government rent of a residential property up to and including the date of completion of the sale and purchase of that residential property.

25 買方的雜項付款

MISCELLANEOUS PAYMENTS BY PURCHASER

1. 在向買方交付住宅物業在空置情況下的管有權時，買方須向賣方(擁有人)補還水、電力及氣體的按金。
2. 在交付時，買方不須向賣方(擁有人)支付清理廢料的費用。
3. 水、電力及氣體的按金及清理廢料的費用的款額於售樓說明書印製日尚未決定。

備註：買方須向管理人而不須向賣方(擁有人)繳付水、電力及氣體的按金及清理廢料的費用。

1. On the delivery of the vacant possession of the residential property to the purchaser, the purchaser is liable to reimburse the vendor (the owner) for the deposits for water, electricity and gas.
2. On that delivery, the purchaser is not liable to pay to the vendor (the owner) a debris removal fee.
3. The amount of deposits for water, electricity and gas and debris removal fee is yet to be ascertained at the date on which the sales brochure is printed.

Note : The purchaser should pay to the manager instead of the vendor (the owner) the deposits for water, electricity and gas and the debris removal fee.

26 欠妥之處的保養責任期

DEFECT LIABILITY WARRANTY PERIOD

按買賣合約的規定，凡售出物業或於買賣合約列出裝設於物業內的裝置、裝修物料或設備有欠妥之處，而該欠妥之處並非由買方行為或疏忽造成，則賣方在接獲買方在買賣成交日期後的6個月內送達的書面通知後，須於合理地切實可行的範圍內，盡快自費作出補救。

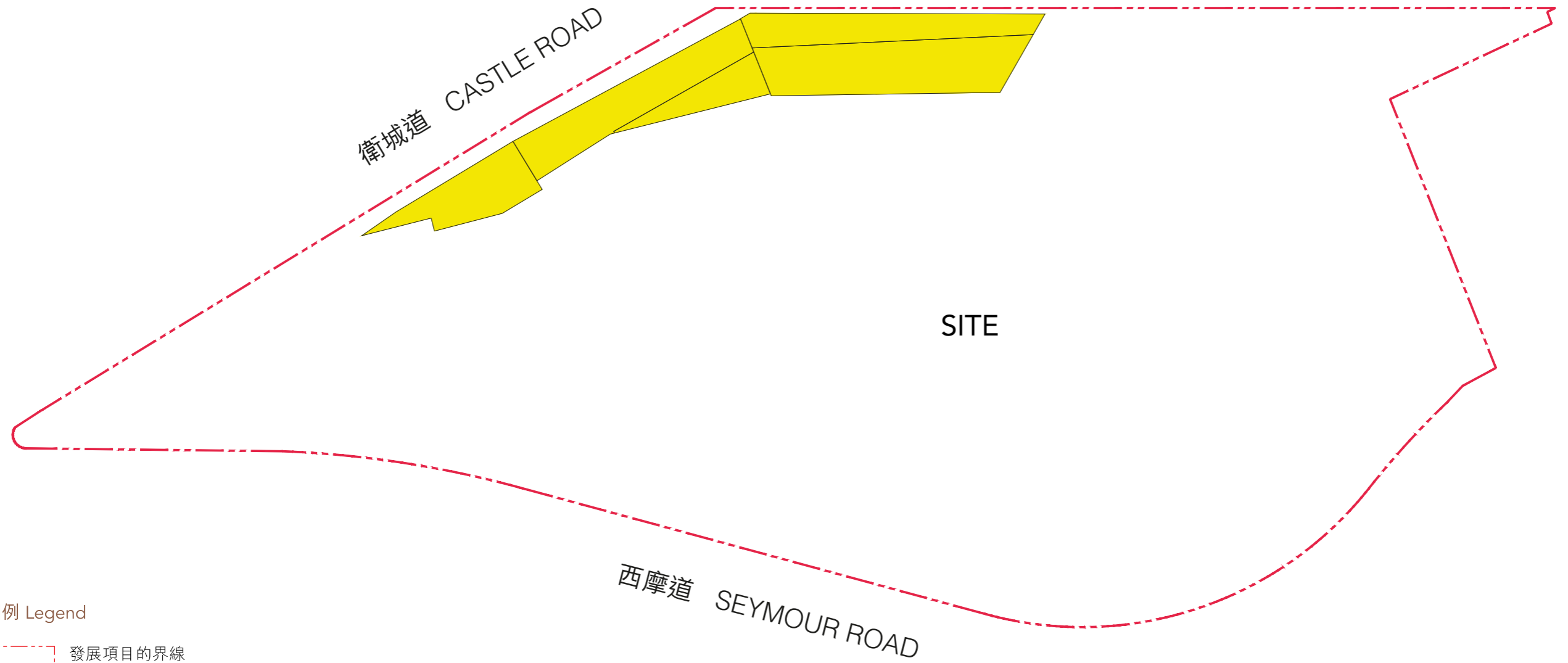
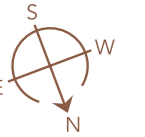
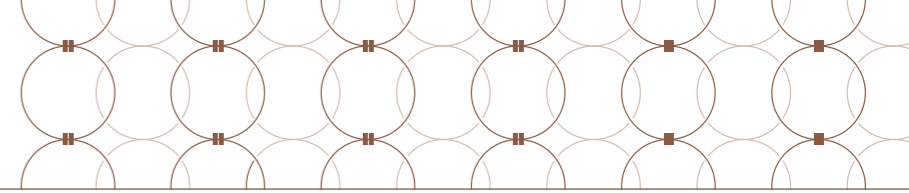
As provided in the agreement for sale and purchase, the vendor shall, at its own cost and as soon as reasonably practicable after receipt of a written notice served by the purchaser within 6 months after the date of completion of the sale and purchase, remedy any defects to the property sold, or the fittings, finishes or appliances incorporated into the property as set out in the agreement for sale and purchase, caused otherwise than by the act or neglect of the purchaser.

1. 每名住宅擁有人均須分擔維修斜坡及護土牆工程的費用。
2. 公契第III部第13(h)(xii)條訂明「管理開支」應包括「檢查、維修及保養根據政府租契或本公契，並按照《斜坡維修指南》和《斜坡維修手冊》的要求，須由擁有人負責該維修保養的斜坡及護土牆（如有）而合法招致的或將招致的費用」。
3. 公契第III部第38(bf)條訂明管理人擁有全權及不受限制的權力「聘請合資格人員檢查、維持及維修斜坡及護土牆，以保持其在妥善及維修充足的良好狀況，並進行任何有關斜坡及護土牆必要的工程，以遵守政府租契及本公契的要求，以及按照《斜坡維修指南》、《斜坡維修手冊》和所有由有關政府部門不時發出有關保養斜坡、護土牆及相關結構的指引，及向擁有人收取管理人因進行此等有關斜坡及護土牆之保養、維修及任何其他工程而合法招致的或將招致的所有費用。倘若管理人經過一切合理努力仍未能根據本公契之條款向所有擁有人收取所需的工程費用，則管理人不會因執行任何該等政府租契或本公契的要求而負上個人責任，該責任仍須由擁有人負責」。
4. 公契第VIII部第78(b)條訂明「擁有人必須根據政府租契及本公契，並按照《斜坡維修指南》和《斜坡維修手冊》的要求自費保養及執行有關斜坡及護土牆的所有工程。管理人（就本條款而言應包括業主委員會或業主立案法團）現獲所有擁有人授以全權聘請合資格人員檢查、維持及維修斜坡及護土牆，以保持其在妥善及維修充足的良好狀況，並進行任何有關斜坡及護土牆必要的工程，以遵守政府租契及本公契的要求，以及按照《斜坡維修手冊》和所有由有關政府部門不時發出有關保養斜坡、護土牆及相關結構的指引。所有擁有人須向管理人支付其因進行此等保養、維修及任何其他工程而合法招致的或將招致的費用。倘若管理人經過一切合理努力仍未能向所有擁有人收取所需的工程費用，則管理人不會因執行任何該等政府租契及本契約的要求而負上個人責任，該責任仍須由擁有人負責」。
5. 已經或將會在期數所位處的土地範圍內或其之外建造的斜坡及護土牆或有關構築物已在本部分結尾的圖則顯示，僅供識別。

註：除非本售樓說明書另有規定，本「斜坡維修」內所採用的詞彙與該詞彙在公契內的意思相同。

1. Each of the residential owners is obliged to contribute towards the costs of the maintenance work of the Slopes and Retaining Walls.
2. Clause 13(h)(xii) of Section III of the DMG provides that the Management Expenses shall cover “the cost lawfully incurred or to be incurred in inspecting, repairing and maintaining the Slopes and Retaining Walls (if any) the maintenance of which is the liability of the Owners under the Government Grant or this Deed and in accordance with the Slope Maintenance Guidelines and the Slope Maintenance Manual”.
3. Clause 38(bf) of Section III of the DMG provides that the Manager has the full and unrestricted authority “to engage qualified personnel to inspect keep and maintain in good substantial repair and condition, and to carry out any necessary works in respect of any of the Slopes and Retaining Walls in compliance with the Government Grant and this Deed and in accordance with the Slope Maintenance Guidelines and the Slope Maintenance Manual and all guidelines issued from time to time by the appropriate government department regarding the maintenance of slopes, retaining walls and related structures and to collect from the Owners all costs lawfully incurred or to be incurred by the Manager in carrying out such necessary maintenance, repair and any other works in respect of the Slopes and Retaining Walls Provided That the Manager shall not be made personally liable for carrying out any such requirements of the Government Grant or this Deed which shall remain the responsibility of the Owners if, having used all reasonable endeavours, the Manager is unable to collect the costs of the required works from all Owners pursuant to the terms of this Deed”.
4. Clause 78(b) of Section VIII of the DMG provides that “The Owners shall at their own expense maintain and carry out all works in respect of the Slopes and Retaining Walls as required by the Government Grant and this Deed and in accordance with the Slope Maintenance Guidelines and the Slope Maintenance Manual. The Manager (which for the purpose of this Clause shall include the Owners’ Committee or Owners’ Corporation) is hereby given full authority by the Owners to engage suitable qualified personnel to inspect keep and maintain in good substantial repair and condition, and carry out any necessary works in respect of the Slopes and Retaining Walls in compliance with the Government Grant and this Deed and in accordance with the Slope Maintenance Manual and all guidelines issued from time to time by the appropriate Government department regarding the maintenance of slopes, retaining walls and related structures. All Owners shall pay to the Manager all costs lawfully incurred or to be incurred by it in carrying out such maintenance, repair and any other works. The Manager shall not be personally liable for carrying out any such requirements of the Government Grant and this Deed which shall remain the responsibility of the Owners if, having used all reasonable endeavours, it has not been able to collect the costs of the required works from all Owners”.
5. The Slopes and Retaining Walls or the related structures constructed, or to be constructed, within or outside the Lot on which the Phase is situated is, for the purpose of identification only, shown on the plan at the end of this section.

Remarks: Unless otherwise defined in this sales brochure, the capitalized terms used in this “Maintenance of Slopes” shall have the same meaning of such terms in the DMG.

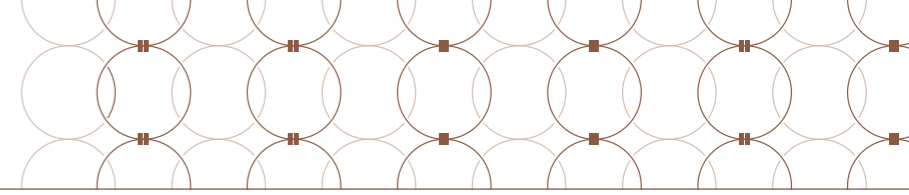


圖例 Legend

- 發展項目的界線
Boundary of the Development
- 斜坡及護土牆
Slopes and retaining walls

備注：圖則僅供識別用途及並非按照比例製作。

Note: This plan is for identification purpose only and is not drawn to scale.



沒有向政府申請中而未獲批准的批地文件的修訂。

There is no on-going application to the Government for modification of the land grant which is not yet granted.

獲寬免總樓面面積的設施分項

於印製售樓說明書前呈交予並已獲建築事務監督批准的一般建築圖則上有關總樓面面積寬免的分項的最新資料，請見下表。如印製售樓說明書時尚未呈交最終修訂圖則予建築事務監督，則有(＃)號的資料可以由認可人士提供的資料作為基礎。直至最終修訂圖則於發出佔用許可證前呈交予並獲建築事務監督批准前，以下分項資料仍可能有所修改。

根據《建築物（規劃）規例》第23(3)(b)條不計算的總樓面面積		面積（平方米）
1.(#)	停車場及上落客貨地方（公共交通總站除外）	不適用
2.	機房及相類設施	
2.1	所佔面積受相關《認可人士、註冊結構工程師及註冊岩土工程師作業備考》（《作業備考》）或規例限制的強制性設施或必要機房，例如升降機機房、電訊及廣播設備室（訊播室）、為流動通訊接達設施而設的訊播室、天台電訊設備室、中層電訊設備室、垃圾房等	113.177
2.2(#)	所佔面積不受任何《作業備考》或規例限制的強制性設施或必要機房，例如僅由消防裝置及設備佔用的房間、電錶房、電力變壓房、食水及鹹水缸等	255.961
2.3	非強制性或非必要機房， 例如空調機房、送風櫃房等	634.766
根據聯合作業備考第1及第2號提供的環保設施		面積（平方米）
3.	露台	320.000
4.	加闊的公用走廊及升降機大堂	不適用
5.	公用空中花園	不適用
6.	隔聲簷	不適用
7.	翼牆、捕風器及風斗	不適用
8.	非結構預製外牆	不適用
9.	工作平台	不適用
10.	隔音屏障	不適用
適意設施		面積（平方米）
11.	管理員宿舍、供保安人員和管理處員工使用的櫃位、辦事處、貯物室、警衛室和廁所，以及業主立案法團辦事處	不適用
12.	住戶康樂設施，包括僅供康樂設施使用的中空空間、機房、游泳池的濾水機房、有蓋人行道等	不適用
13.	有蓋園景區及遊樂場地	4.334
14.	橫向屏障 / 有蓋人行道及花棚	不適用

適意設施		面積（平方米）
15.	擴大升降機槽	160.090
16.	煙囪管道	不適用
17.	其他非強制性或非必要機房，例如鍋爐房、衛星電視共用天線房	不適用
18.(#)	強制性設施或必要機房所需的管槽、氣槽及垂直立管	40.462
19.	非強制性設施或非必要機房所需的管槽及氣槽	不適用
20.	環保系統及設施所需的機房、管槽及氣槽	不適用
21.	複式住宅單位及洋房的中空空間	不適用
22.	遮陽篷及反光罩	不適用
23.(#)	伸出式花槽及小型伸出物，例如空調機箱、空調機平台、窗檻及伸出的窗台	不適用
24.	《作業備考》APP-19 第 3(b)及(c)段沒有涵蓋的其他伸出物，如空調機箱及空調機平台，及維修通道	不適用
其他項目		面積（平方米）
25.(#)	庇護層，包括庇護層兼空中花園	527.452
26.	大型伸出 / 外懸設施下的有蓋地方	不適用
27.	公共交通總站	不適用
28.(#)	共用構築物及公用樓梯	不適用
29.(#)	僅供獲接納不計入總樓面面積的樓層使用的樓梯、升降機槽及垂直管道的水平面積	74.059
30.	公眾通道	不適用
31.	有蓋的後移部分	不適用
額外總樓面面積		面積（平方米）
32.	額外總樓面面積	不適用
根據聯合作業備考(第 8 號)提供的額外環保設施		面積（平方米）
33.	採用「組裝合成」建築法的樓宇	不適用

註：上述表格是根據屋宇署所發出的《認可人士、註冊結構工程師及註冊岩土工程師作業備考》ADM-2規定的要求而制訂的。屋宇署會按實際需要不時更改有關要求。

29 申請建築物總樓面面積寬免的資料

INFORMATION IN APPLICATION FOR CONCESSION ON GROSS FLOOR AREA (GFA) OF BUILDING

有關建築物的環境評估



有關建築物的環境評估及發展項目的公用部分的預計能量表現或消耗的資料

本發展項目的經批准一般建築圖則不受由建築事務監督發出的《認可人士、註冊結構工程師及註冊岩土工程師作業備考》APP-151規定規限。本發展項目的環境評估及公用部分的預計能量表現或消耗的資料無須呈交建築事務監督，以作為批予總樓面面積寬免的先決條件。

Breakdown of GFA Concessions Obtained for All Features

Latest information on breakdown of GFA concessions as shown on the general building plans submitted to and approved by the Building Authority (BA) prior to the printing of the sales brochure is tabulated below. Information marked (#) may be based on information provided by the authorized person if the sales brochure is printed prior to submission of the final amendment plans to the BA. The breakdown of GFA concessions may be subject to further changes until final amendment plans are submitted to and approved by the BA prior to the issuance of the occupation permit for the development.

Disregarded GFA under Building (Planning) Regulations 23(3)(b)		Area (m ²)
1.(#)	Carpark and loading / unloading area excluding public transport terminus	Not applicable
2.	Plant rooms and similar services	
2.1	Mandatory feature or essential plant room, area of which is limited by respective Practice Notes for Authorized Persons, Registered Structural Engineers and Registered Geotechnical Engineers (PNAP) or regulation such as lift machine room, telecommunications and broadcasting (TBE) room, TBE room for access facilities for mobile services, rooftop telecommunications equipment room, intermediate telecommunications equipment room, refuse storage chamber, etc.	113.177
2.2(#)	Mandatory feature or essential plant room, area of which is NOT limited by any PNAP or regulation such as room occupied solely by fire services installations (FSI) and equipment, meter room, transformer room, potable and flushing water tank, etc.	255.961
2.3	Non-mandatory or non-essential plant room such as air-conditioning (A/C) plant room, air handling unit (AHU) room, etc.	634.766
Green Features under Joint Practice Notes 1 and 2		Area (m ²)
3.	Balcony	320.000
4.	Wider common corridor and lift lobby	Not applicable
5.	Communal sky garden	Not applicable
6.	Acoustic fin	Not applicable
7.	Wing wall, wind catcher and funnel	Not applicable
8.	Non-structural prefabricated external wall	Not applicable
9.	Utility platform	Not applicable
10.	Noise barrier	Not applicable
Amenity Features		Area (m ²)
11.	Caretaker's quarters, counter, office, store, guard room and lavatory for watchman and management staff and owners' corporation office	Not applicable
12.	Residential recreational facilities including void, plant room, swimming pool filtration plant room, covered walkway, etc. serving solely the recreational facilities	Not applicable

13.	Covered landscaped and play area	4.334
14.	Horizontal screen / covered walkway and trellis	Not applicable
15.	Larger lift shaft	160.090
16.	Chimney shaft	Not applicable
17.	Other non-mandatory or non-essential plant room, such as boiler room, satellite master antenna television (SMATV) room	Not applicable
18.(#)	Pipe duct, air duct and vertical riser for mandatory feature or essential plant room	40.462
19.	Pipe duct, air duct for non-mandatory or non-essential plant room	Not applicable
20.	Plant room, pipe duct, air duct for environmentally friendly system and feature	Not applicable
21.	Void in duplex domestic flat and house	Not applicable
22.	Sunshade and reflector	Not applicable
23.(#)	Projecting planters and minor projection such as A/C box, A/C platform, window cill and projecting window	Not applicable
24.	Other projection such as A/C box and A/C platform not covered in paragraph 3(b) and (c) of PNAP APP-19, and maintenance walkway	Not applicable
Other Exempted Items		Area (m ²)
25.(#)	Refuge floor including refuge floor cum sky garden	527.452
26.	Covered area under large projecting / overhanging feature	Not applicable
27.	Public transport terminus	Not applicable
28.(#)	Party structure and common staircase	Not applicable
29.(#)	Horizontal area of staircase, lift shaft and vertical duct solely serving floor accepted as not being accountable for GFA.	74.059
30.	Public passage	Not applicable
31.	Covered set back area	Not applicable
Bonus GFA		Area (m ²)
32.	Bonus GFA	Not applicable
Additional Green Features under Joint Practice Note (No.8)		Area (m ²)
33.	Building adopting Modular Integrated Construction	Not applicable

Note: The above table is based on the requirements as stipulated in the Practice Note for Authorized Persons, Registered Structural Engineers and Registered Geotechnical Engineers ADM-2 issued by the Buildings Department. The Buildings Department may revise such requirements from time to time as appropriate.

The Environmental Assessment of the Building



Environmental assessment of the building and information on the estimated energy performance or consumption for the common parts of the development

The approved general building plans of this development are not subject to the requirements stipulated in the Practice Note for Authorized Persons, Registered Structural Engineers and Registered Geotechnical Engineers APP-151 issued by the Building Authority. Environmental assessment and information on the estimated energy performance or consumption for the common parts of this development were not required to be submitted to the Building Authority as a prerequisite for the granting of gross floor area concessions.

1. 建築裝飾

期數的部分住宅單位外設有建築裝飾。此等建築裝飾可能對部分單位的景觀造成影響。有關建築裝飾的位置，請參閱本售樓說明書的「期數的住宅物業的樓面平面圖」。

2. 放置室外空調機

(i) 部分室外空調機(不論是為該住宅單位而設或是為其他住宅單位而設)放置在空調機平台。室外空調機的放置可能對期數的住宅單位的享用，諸如熱氣及噪音或其他方面造成影響。有關室外空調機的位置，請參閱「期數的住宅物業的樓面平面圖」。

(ii) 部分為會所而設的室外空調機放置在會所的3樓及5樓。室外空調機的放置可能對期數的低樓層住宅單位的享用，諸如熱氣及噪音或其他方面造成影響。

3. 燈飾

在發展項目圍繞物業邊界、平台層和每座塔樓主要屋頂的外牆及/或建築裝飾裝置外牆裝飾燈，該等裝飾燈可能定期啟用。

在戶外游泳池附近的兩根燈柱的頂部安裝了泛光燈，泛光燈的高度距水面約7.5米，以供游泳池照明。此外，泛光燈還安裝在戶外游泳池的覆蓋區域的天花板上，以確保運行期間的充足亮度。

在戶外景觀區安裝了向上照明燈，以增強灌木、樹木、雕塑和其他建築元素的美感。

外牆裝飾燈、泛光燈和向上照明燈的強度可能會影響某些住宅單位的景觀和體驗，考慮到照明的運行時間，特別是那些俯瞰景觀區域、主要接送區和戶外游泳池的單位。

4. 音響系統

一些安裝了背景音樂(BGM)系統的戶外揚聲器被放置在3樓靠近戶外游泳池的花壇上及5樓有蓋園林花園。戶外揚聲器的放置可能會在噪音或其他方面影響該期數的低層住宅單位的居住享用。

5. 喉管

期數部分住宅單位的平台及/或露台的外牆或毗鄰平台及/或露台及/或陽台的外牆裝有公用喉管及/或外露喉管。部分住宅單位的景觀可能因此受到影響。

6. 建築物維修系統的操作

根據公契，管理人有權不時為清潔、保養及/或維修外牆、玻璃幕牆及公用地方及設施的目的，安裝及拆除位於靠近構成住宅單位一部分的私人天台及/或私人平台及/或花園沿著公用地方及設施的建築周邊的錨及其他裝置以便建築物維修系統的操作，包括但不限於吊船或其他類似裝置。吊船或其他類似裝置可以經過及/或停泊於構成住宅單位一部分的私人天台及/或私人平台及/或花園。由於管理人(不論是否連同其僱員及/或工人)須進入該等住宅單位，可能會對期數的該等住宅單位造成影響。

7. 避雷針

在發展項目1座的頂層天台提供及裝置一支避雷針，其高度達香港主水平基準以上約+282.9米及在發展項目2座的頂層天台提供及裝置一支避雷針，其高度達香港主水平基準以上約+282.9米。避雷針可能對期數部分住宅單位的享用，諸如景觀或對周邊環境的其他方面造成影響。

8. 升降機

(i) 期數52樓至55樓設有露台、平台、私人天台連私人升降機大堂及空調機房的單位連同3樓升降機大堂'29'(公契所載的Sure Partner物業)可享用優先升降機服務

(a) 受相關政府部門規定的約束，Sure Partner物業的業主及/或佔用人擁有使用屋苑期數5號升降機(「5號升降機」)上層機廂的專有權，惟僅限於在Sure Partner物業與屋苑可通往樓層(公契第93條所載)之間上落往來。

(b) Sure Partner物業的業主及/或佔用人可在Sure Partner物業52樓、53樓、55樓或私人天台向5號升降機提出下行要求時或(如果停車場分拆為多份業權)在地下層一個停車場包括(其中)由5號升降機上層機廂提供服務的私人升降機大堂(「5號升降機地下層停車場」)提出向上行要求時，受公契第93條的約束，5號升降機將優先為Sure Partner物業的業主及/或佔用人提供服務以達至的程度是(i)當5號升降機沒有乘客時，5號升降機會先向Sure Partner物業業主及/或佔用人的使用要求提供服務；(ii)如該使用要求是向下行，5號升降機會前往3樓的升降機大堂'29'(構成Sure Partner物業的一部分)或前往5號升降機地下層停車場，而不會停留其他的樓層；及(iii)如該使用要求是向上行，5號升降機會前往3樓的升降機大堂'29'(構成Sure Partner物業的一部分)而不會停留其他的樓層或前往Sure Partner物業的52樓、53樓、55樓或私人天台而不會停留其他的樓層。

(c) 除非出現任何技術問題以致無法提供以上(b)項所述的優先升降機服務，否則如事前未獲Sure Partner物業業主書面同意，不得更改此項優先服務。

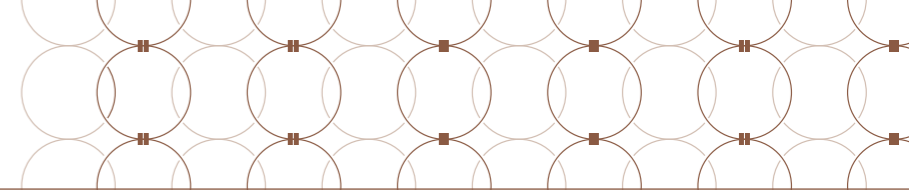
(d) 本項優先安排可能影響期數52樓以下單位享用5號升降機的服務。

(ii) 運作、修理及維修升降機和升降機系統產生的噪音

某些升降機門(不論是否緊急升降機門或一般升降機門)位於期數某些住宅單位內。升降機運作期間以及維修服務供應商進行修理和保養工程時或會影響住戶享用期數住宅單位，包括進出住宅單位及噪音等。

(iii) 設有緊急升降機門的住宅單位

(a) 任何設有可經5號升降機及/或8號升降機直接進入住宅單位的業主及佔用人及/或設有緊急升降機門的住宅單位業主及佔用人均不可更改、竄改或阻礙其住宅單位內的升降機門及/或緊急升降機門(視屬何情況而定)，而升降機門及/或緊急升降機門的位置應可讓救援人員容易到達或供如下文第(b)條所述的升降機服務供應商進行年度檢查、檢測和維修，此外亦不可移除或竄改政府部門規定(包括但不限於《2011年升降機及自動梯建築工程守則》(包括嗣後任何修訂本))在緊急升降機門外部面板標示的告示。



- (b) 任何設有可經5號升降機及/或8號升降機直接進入住宅單位的業主及佔用人及/或設有緊急升降機門的住宅單位業主及佔用人須允許管理人在事前預約後(緊急情況除外)，單獨或聯同代理、工人或承辦商不論攜帶設備與否通行其住宅單位，以便在升降機井道、升降機門及/或緊急升降機門進行任何檢查、修理或維修工程。現毋損前文之一般規定，上述住宅單位業主及佔用人應與管理人指定的升降機維修服務供應商(「升降機維修服務供應商」)合作和協調，並且促進及允許升降機維修服務供應商通行其住宅單位，以便執行年度檢查、檢測和維修工程。上述住宅單位業主如出租、租賃、許可使用或以其他方式出讓其住宅單位之管有權，必須符合一項條件，即達致相關的租戶、租客、受許可人或佔用人與升降機維修服務供應商合作和協調，並且促進及允許升降機維修服務供應商通行，並且同意遵守和履行公契中有關的條文規定。
- (c) 升降機維修服務供應商進行修理及維修工程時，或會影響住戶享用該等住宅單位，包括進出該等住宅單位及噪音等。

(iv) 期數的5號升降機的已登記使用要求

- (a) 期數單位的業主及/或佔用人對5號升降機任何使用要求的登記早於Sure Partner物業業主及/或佔用人對5號升降機提出的使用要求，其已登記使用要求將會被延後，而該等期數單位的業主及/或佔用人可自行選擇(i)取消其已登記使用要求(僅適用於住宅單位內提出的該使用要求)；(ii)乘搭其他升降機；或(iii)繼續等候直至上述Sure Partner物業業主及/或佔用人的使用要求服務完成後，5號升降機方可為其提供服務。
- (b) 當Sure Partner物業業主及/或佔用人對5號升降機提出使用要求後，期數單位的業主及/或佔用人對5號升降機提出使用要求將暫時不可被登記。該期數單位的業主及/或佔用人可自行選擇乘搭其他升降機或繼續等候5號升降機完成上述Sure Partner物業業主及/或佔用人的使用要求後回復正常運作。
- (c) 期數住宅單位的5號升降機的已登記使用要求是可取消的。
- (d) 上述(a)、(b)及(c)的安排或會影響期數單位享用5號升降機。

9. 美麗閣

(i) 通行權

某些地役權現已保留予在土地註冊處登記為內地段第7976號之毗連處所的現任一名或多名擁有人，以通行公契所夾附DMG-05號圖則以黃色間黑色十字斜線顯示的所有該地段範圍上方，以便建築和維修道路及前庭。

(ii) 排水渠

某些地役權現已保留予在土地註冊處登記為內地段第7976號之毗連處所的現任一名或多名擁有人，以按需要經事前預約(緊急情況除外)後在所有合理時間單獨或聯同工人或攜帶機器、設備及物料與否，進入地下低層以及該地段和屋苑其他的必要部分，就建於內地段第7976號上建築物專用的水管(不論全部或局部位於該地段及屋苑範圍內)執行任何維修及修理工程。此等水管的位置現於公契所夾附的DMG-01號圖則以綠色虛線顯示，僅供識別。

10. 綜合建築保養設施

每名住宅單位的業主現確認屋苑設有綜合建築保養設施(「IBMU」)為住宅單位提供服務，可載運重型/大型/特別尺寸物件(「該物件」)由3樓指定露天地方往返各住宅單位之間。每名住宅單位業主均明白並同意，倘彼等任何一方需要使用IBMU從3樓指定露天地方載運該物件到其住宅單位，必須遵從以下的程序及條件：

- (i) 業主必須在使用IBMU日期前不少於14天向管理人作出申請；
- (ii) 業主須自費委聘管理人批准的合格承辦商運送該物件到其住宅單位；
- (iii) 如因業主使用IBMU引致或造成任何損壞，業主必須負責修復，並確保把其使用IBMU所造成的滋擾和不便減到最低，以及彌償因其使用IBMU招致的所有損失和損害；
- (iv) 倘業主載運期間該物件受損，管理人概不承擔責任；及
- (v) 任何配有可拆除式玻璃扶欄住宅單位業主使用IBMU時，不可移除或竄改安裝於住宅單位內部指定用於輔助裝卸該物件的可拆除式玻璃扶欄，除非就此取得管理人的同意則屬例外。可拆除式玻璃扶欄必須由管理人批准的合格承辦商移除或重新安裝，費用由相關的住宅單位業主支付。配有可拆除式玻璃扶欄住宅單位載於公契附表6。

11. 游泳池的丙烯酸樹脂板面

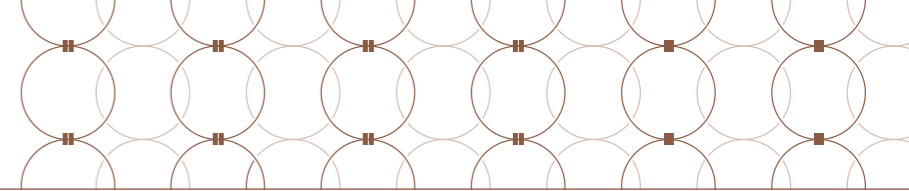
Sure Partner物業及期數的43樓全層連露台、陽台及空調機房的業主須自費遵守和履行游泳池的丙烯酸樹脂板面維修及檢查手冊的指示。有關的維修及檢查措施包括但不限於(i)停止使用可能嚴重損害相關丙烯酸樹脂板面的有害物質；及(ii)只使用可接受的清潔劑/殺菌劑/拋光劑；及(iii)採取措施限制在任何10年期間被去掉的相關丙烯酸樹脂材料風化層的最大厚度，確保不超過可接受的限度；及(iv)聘請註冊結構工程師執行上述維修及檢查手冊列明及/或指定的相關丙烯酸樹脂板面的例行和維修檢查。

12. 升降機井

期數的51樓B室連露台、陽台及空調機房(「51樓物業」)毗鄰一個構成屋苑公用地方及設施一部分的廂室，每個廂室內設(1)Sure Partner物業專用私人升降機的升降機井及(2)特低電壓裝置。由於上述廂室鄰近51樓物業，因此可能在噪音等方面影響住戶享用51樓物業。

13. 西摩道及衛城道行人路和行車道還原及維修工程

- (i) 發展項目的發展商已向路政署承諾以路政署合理滿意的方式執行下列道路工程(統稱「工程」)：
 - (a) 恢復函件所夾附的附件A以黃色顯示僅供識別的現有行人路在住宅發展項目展開工程時的原狀；及
 - (b) 重新為函件所夾附的附件A以藍色顯示僅供識別位於住宅發展項目毗鄰的西摩道及衛城道現有行車道鋪築路面。



(ii) 發展項目的發展商須負責維修附件A以紅線及藍線顯示範圍內的行人路及行車道，包括街道設施，直至工程完竣和最終交付路政署為止。

(iii) 函件附件A複製副本現載於本節末頁，僅供識別。

14. 屋苑3樓升降機大堂要統一外觀

- (i) Capital Matrix物業及Sure Partner物業的各業主不得更改或篡改其位於3樓各自(視屬何情況而定)升降機大堂的正面(包括但不限於玻璃面板和入口門)旨在使面向屋苑3樓的車輛落客區的4個升降機大堂(無論是私人物業還是公共地方)應當具有統一的外觀。
- (ii) 若更換屋苑3樓各自升降機大堂的入口門，Capital Matrix物業及Sure Partner物業的業主僅可採用經管理人批准的設計及材料。

15. 屋苑5樓有蓋園林花園改善工程

附圖(附件B)所示黃色位於屋苑5樓有蓋園林花園現已封閉，以進行改善工程，可能會在噪音、灰塵、污垢或其他方面影響會所及屋苑低層住宅單位的享用。上述工程完成後，有關有蓋園林花園將會重新開放。

16. 期數3樓及6樓至19樓公用升降機大堂改善工程

附圖(附件C(1)、C(2)及C(3))所示紅色位於1座3樓及6樓至19樓(沒有定名13樓及14樓)公用升降機大堂現已封閉，以進行改善工程，可能會在噪音、灰塵、污垢或其他方面影響1座住宅單位的享用。上述工程完成後，有關公用升降機大堂將會重新開放。

17. 期數6樓至19樓5號升降機及8號升降機的運作

在06:00至22:00(每日)，第1座的5號升降機和8號升降機將不會為6樓至19樓(沒有定名13樓及14樓)提供服務。這可能會在進出該等住宅單位的便利性或其他方面影響1座6至19樓住宅單位業主及/或佔用人對該等住宅單位的享用。

18. 8號升降的機P模式系統

- (i) 在停車場分拆為多份業權後，第一業主有權自費編寫升降機(P模式系統)手冊，供管理人實施，並適用於以下P模式系統住宅單位及停車場：
 - (a) 1座50樓A室至51樓A室連露台、陽台及空調機房及地下層的一個停車場包括(其中)由8號升降機上層機廂提供服務的私人升降機大堂；
 - (b) 1座46樓A室至47樓A室連露台、陽台及空調機房及1樓的一個停車場包括(其中)由8號升降機上層機廂提供服務的私人升降機大堂；及
 - (c) 1座48樓A室至49樓A室連露台、陽台及空調機房及2樓的一個停車場包括(其中)由8號升降機上層機廂提供服務的私人升降機大堂。

(ii) P模式讀卡器將安裝在P模式住宅單位及停車場的升降機按鈕板旁邊，以將P模式系統新增至服務於各自P模式住宅單位及停車場的8號升降機。為免生疑問，上述業主及/或佔用人可選擇按下正常升降機按鈕使用正常升降機操作，或在P模式讀卡器上刷卡使用下文第(iii)條所述的P模式系統。

(iii) 原則上，在8號升降機運作期間(不包括任何清潔、維修或保養期間或在緊急情況下)，當相關P模式住宅單位及停車場的業主及/或佔用人通過在P模式讀卡器上刷卡提出8號升降機的使用要求，倘若8號升降機沒有乘客，8號升降機將優先向在P模式系統下的該使用要求提供服務，並且該業主及/或佔用人僅從他的P模式住宅單位和停車場在向上行或向下行時可享獨家使用8號升降機的上層機廂。有關P模式系統操作的詳細情況和信息，請參閱升降機(P模式系統)手冊，但須遵守公契第101(i)條所述的修訂。

(iv) 儘管公契、任何副公契或升降機(P模式系統)手冊中載有任何其他規定，根據公契第92條，Sure Partner物業的業主及/或佔用人享有優先權總是優先於P模式系統。

(v) P模式住宅單位及停車場的任何業主均有權自行決定自費停用或啟動安裝在P模式住宅單位及停車場升降機按鈕板旁邊的P模式讀卡器。

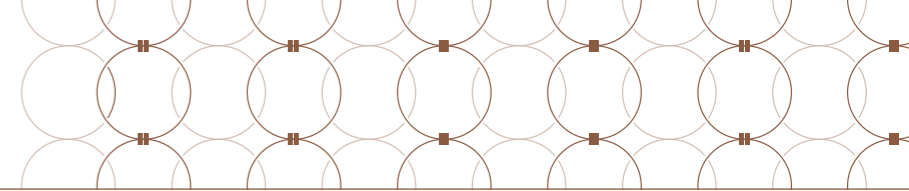
(vi) 除非因任何技術原因導致本條規定的P模式系統不再可行，否則不得對P模式系統進行任何更改，除非事先已獲得P模式住宅單位及停車場的所有業主的書面同意。

(vii) 使用P模式系統的使用要求僅限於向上或向下往返在本項目18(i)(a)、(b)和(c)條中提到的住宅單位及各自的停車場之間。

(viii) 目前，當8號升降機以P模式系統下操作時，8號升降機將不會停留在其他的樓層向上或向下運行往返於在本項目18(i)(a)、(b)和(c)條中提到的住宅單位及各自的停車場之間。此安排可能會根據技術可行性及將來升降機(P模式系統)手冊的修訂而不時更改。

(ix) 期數單位的業主及/或佔用人對8號升降機任何使用要求的登記早於P模式住宅單位及停車場業主及/或佔用人對8號升降機提出根據P模式系統的使用要求，其已登記使用要求將會被延後，而該期數單位的業主及/或佔用人可自行選擇(i)取消其已登記使用要求(僅適用於住宅單位內提出的該使用要求)；(ii)乘搭其他升降機；或(iii)繼續等候直至上述P模式系統下的使用要求服務完成後，8號升降機方可為其提供服務。

(x) 當P模式住宅單位及停車場業主及/或佔用人對8號升降機提出根據P模式系統的使用要求後，期數單位的業主及/或佔用人對8號升降機提出使用要求將暫時不可被登記。該期數單位的業主及/或佔用人可自行選擇乘搭其他升降機或繼續等候8號升降機完成上述P模式系統下使用要求後回復正常運作。



(xi) 一旦P模式住宅單位及停車場業主在P模式讀卡器上刷卡對8號升降機提出P模式系統的使用要求，該使用要求將無法取消，也無法透過按正常升降機按鈕切換到正常升降機操作。

(xii) 此P模式系統可能會影響期數單位享用8號升降機的服務。

(xiii) 除P模式系統下的使用要求外，期數住宅單位的8號升降機已登記的使用要求是可取消的。此安排或會影響期數單位享用8號升降機。

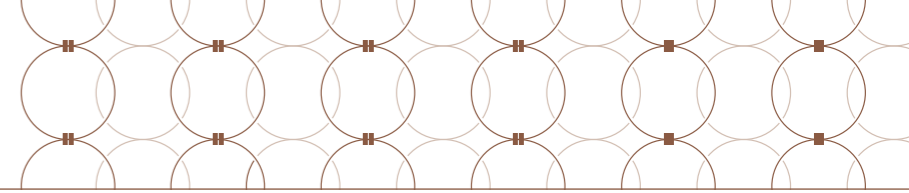
19. 期數住宅單位及部分地方的維修工程

在獲得待屋宇署的相關批准的情況下，期數31樓A室、32樓A室、33樓A室、35樓A室及部分公用地方及設施包括但不限於其所屬部分建築外牆及其所屬部分玻璃幕牆將/正進行因損毀而作出的維修工程。該維修工程可能會在噪音、灰塵、污垢或其他方面影響期數住宅單位的使用及享用。第一業主將負責支付上述維修工程的所有費用和開支，買方無需分擔該等費用和開支。

20. 停車場的改動工程

受屋宇署的相關要求規限，有關(除其他事項外)包括取得許可將若干停車位改裝為雙層機械式停車位，將相關停車場發展藍圖修改及增加停車位數量(統稱「改動工程」)的申請已向屋宇署提出申請並獲得批准。在改動工程進行期間及完工之後，停車場的使用及享用可能會在使用方便上、視覺感官、噪音或其他方面受到影響。第一業主作為停車場的業主須全權負責改動工程。第一業主作為停車場的業主可以要求任何指定相關停車位的買家支付雙層機械式停車設備的費用及其安裝人工費用。

註：除非本售樓說明書另有定義，本有關資料內所採用的詞彙與該詞彙在公契內的涵義相同。



1. Architectural features

Some architectural features are installed outside some Residential Units of the Phase. The views of some Residential Units may be affected by these architectural features. For the locations of the architectural features, please refer to the “Floor Plans of Residential Properties in the Phase” in this sales brochure.

2. Placement of outdoor air-conditioning units

- (i) Some outdoor air-conditioning units (either serving its own Residential Unit or other Residential Units) are placed on the air-conditioning platforms. The placement of the outdoor air-conditioning units may affect the enjoyment of the Residential Units of the Phase in terms of heat and noise or other aspects. For the locations of the outdoor air-conditioning units, please refer to “Floor Plans of Residential Properties in the Phase”.
- (ii) Some outdoor air-conditioning units serving the Club House are placed on 3/F and 5/F of the Club House. The placement of the outdoor air-conditioning units may affect the enjoyment of the lower floors Residential Units of the Phase in terms of heat and noise or other aspects.

3. Lighting

The facade lighting is positioned on the outer walls and/or architectural features surrounding the property boundaries, podium levels, and the main roof of each tower, and may be activated periodically.

Floodlights are located at the top of two light poles near the outdoor swimming pool, standing at a height of around 7.5 meters above the water level to brighten the pool area. In addition, floodlights are fixed on the ceiling of the covered section of the outdoor swimming pool, ensuring adequate brightness during its operation.

Uplights are strategically placed in the outdoor landscaped areas to enhance the beauty of shrubs, trees, sculptures, and other architectural elements.

The intensity of the facade lighting, floodlights, and uplights could impact the views and experience of specific residential units in the development, especially those overlooking the landscape zone, main drop-off, and the outdoor swimming pool, given the lighting's operational period.

4. Sound System

Some outdoor speakers with a background music (BGM) system installed are placed on 3/F at the planters near the outdoor swimming pool and the covered landscaped garden on 5/F. The placement of the outdoor speakers may affect the enjoyment of the lower floors Residential Units of the Phase in terms of noise or other aspects.

5. Pipes

Some common pipes and/or exposed pipes are located on the external walls at or adjacent to the flat roofs and/or balconies and/or verandahs of some Residential Units of the Phase. It is possible that the views of some Residential Units may be affected by these pipes.

6. Operation of building maintenance system

Under the Deed of Mutual Covenant, the Manager shall have the right from time to time for the purposes of cleaning, maintaining and/or repairing the external wall, curtain wall and the Common Areas and Facilities to install and remove anchors and other provisions at the building perimeter along such part of the Common Areas and Facilities adjacent to the private roof(s) and/or private flat roof(s) and/or garden(s) forming part of a Residential Unit for the operation of the building maintenance system including but not limited to gondola or likewise equipment which shall be entitled to pass through and/or rest on private flat roof and/or private roof and/or garden forming part of a Residential Unit. It is possible that those Residential Units of the Phase may be affected as the Manager (with or without its employees and/or workmen) will have to access those Residential Units.

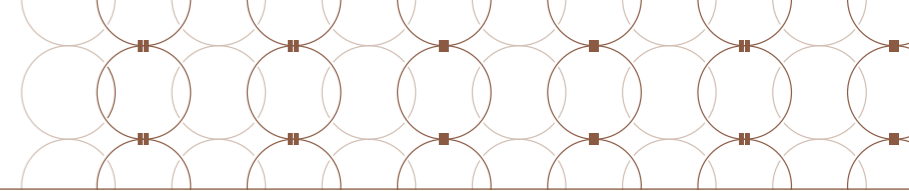
7. Lightning Poles

One lightning pole reaching a height of approximately +282.9 m.P.D. is provided and installed at top roof of Tower 1 of the development and one lightning pole reaching a height of approximately +282.9 m.P.D. is provided and installed at top roof of Tower 2 of the development. The existence of the lightning poles may affect the enjoyment of some residential units in the Phase in terms of the views and other aspects of the surrounding environment.

Note: “m.P.D.” means metre above the Hong Kong Principal Datum.

8. Lifts

- (i) **Priority of Lifts for Flat on 52/F to 55/F with Balcony, Flat Roofs, Private Roof with Private Lift Lobby thereto and Air-Conditioning Plant Rooms together with the Lift Lobby '29' on 3/F of the Phase (referred to as “the Sure Partner Property” in the Deed of Mutual Covenant)**
 - (a) Subject to the requirement(s) by the relevant Government authorities, the Owner(s) and/or the Occupier(s) of the Sure Partner Property shall have the exclusive right to use the upper deck lift car of Lift 5 in the Phase of the Estate (“Lift 5”) solely for the purpose of accessing from the Sure Partner Property to the accessible floors (as referred to in Clause 93 of the Deed of Mutual Covenant) of the Estate and vice versa.



- (b) When the Owner(s) and/or the Occupier(s) of the Sure Partner Property make(s) the downward usage request of Lift 5 at 52/F, 53/F, 55/F or the private roof of the Sure Partner Property or make(s) the upward usage request at (in case the Car Park falls into multiple ownership) a carpark comprising (inter alia) a private lift lobby served by the upper deck of Lift 5 at Ground Floor ("the Lift 5 Ground Floor Carpark"), Lift 5 shall be operated to give priority to the Owner(s) and/or the Occupier(s) of the Sure Partner Property to the extent that, subject always to Clause 93 in the Deed of Mutual Covenant, (i) when there is no passenger in Lift 5, Lift 5 will first serve such usage request(s) of the Owner(s) and/or the Occupier(s) of the Sure Partner Property; (ii) in case of downward usage request, Lift 5 shall go to the lift lobby '29' on 3/F (forming part of the Sure Partner Property) or to the Lift 5 Ground Floor Carpark without stopping at any other floors; and (iii) in case of upward usage request, Lift 5 shall go to the lift lobby '29' on 3/F (forming part of the Sure Partner Property) without stopping at any other floors or go to 52/F, 53/F, 55/F or the private roof of the Sure Partner Property without stopping at any other floors.
- (c) Save and except for any technical reasons which render the priority operation as specified in the above (b) no longer feasible, there shall be no change to such priority operation unless the prior written consent from the Owner(s) of the Sure Partner Property shall have been obtained.
- (d) This priority arrangement may affect the enjoyment of Lift 5 for the Units of the Phase which are below 52/F.

(ii) Noise Created by Operation, Repair and Maintenance of Lift and Lift System

Certain lift doors (whether they are Lift Emergency Door(s) or general lift doors) are located within certain Residential Units of the Phase. When operating and carrying out repair and maintenance by the lift maintenance service providers, it may affect the enjoyment of the Residential Units of the Phase in terms of accessing and egressing the Residential Units and noise or other aspect.

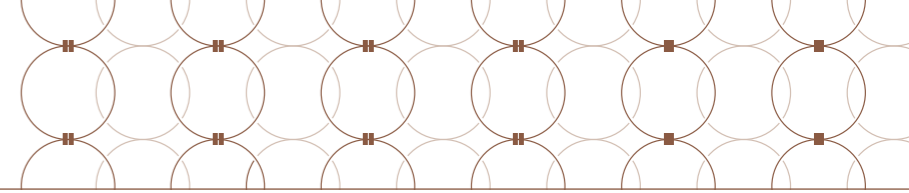
(iii) Residential Units with Lift Emergency Doors

- (a) The Owner(s) and the Occupier(s) of any Residential Units with lift door(s) which can be accessed directly through Lift 5 and/or Lift 8 and/or the Owner(s) or Occupier(s) of any Residential Units with Lift Emergency Door(s) shall not alter or tamper with or obstruct the lift door(s) and/or the Lift Emergency Door(s) (as the case may be) inside his Residential Unit to the intent that the position of the lift door(s) and/or the Lift Emergency Door(s) shall be readily accessible to rescuers or for the annual inspection, check and maintenance by the Lift Maintenance Service Provider as referred to in clause (b) hereinbelow. The notice on the outside face of the Lift Emergency Door(s) as required by the Government authorities (including but not limited to the Code of Practice for Building Works for Lifts and Escalators 2011 (including any further amendments)) shall not be removed or tampered with.

- (b) The Owner(s) and the Occupier(s) of any Residential Units with lift door(s) which can be accessed directly through Lift 5 and/or Lift 8 and/or the Owner(s) and the Occupier(s) of any Residential Units with Lift Emergency Door(s) shall allow the Manager, with or without agents, workmen or contractors and with or without equipment to access his Residential Unit by prior appointment (except in case of emergency) to carry out any inspection or repair or maintenance to the lift shaft, lift door(s) and/or the Lift Emergency Door(s). Without prejudice to the foregoing, the aforesaid Owner(s) and the Occupier(s) shall cooperate, coordinate with, facilitate and allow the lift maintenance service provider appointed by the Manager ("the Lift Maintenance Service Provider") to access his Residential Unit to carry out annual inspection, check and maintenance and the aforesaid Owner(s) shall let, lease, license or otherwise part with the possession of his Residential Unit upon the condition that the tenant(s), lessee(s), licensee(s) or occupier(s) thereof shall cooperate, coordinate with, facilitate and allow such access for the Lift Maintenance Service Provider and agree to observe and comply with the provisions contained in this Deed of Mutual Covenant in relation thereto.
- (c) When carrying out repair and maintenance by the lift maintenance service providers, it may affect the enjoyment of such Residential Units in terms of accessing and egressing such Residential Units and noise or other aspect.

(iv) Registered usage request of Lift 5 of the Phase

- (a) Any usage request of Lift 5 made by the Owner(s) and/or Occupier(s) of the Units of the Phase, which is registered earlier than a usage request of Lift 5 made by the Owner(s) and/or Occupier(s) of the Sure Partner Property, will be put on hold and such Owner(s) and/or Occupier(s) of the Units of the Phase may at their own choice (i) to cancel their registered usage request (with respect to such usage request made within a Residential Unit only); (ii) to take other lift(s); or (iii) to continue waiting until Lift 5 is ready to serve after the service of the said usage request made by the Owner(s) and/or the Occupier(s) of the Sure Partner Property is completed.
- (b) No usage request of Lift 5 by the Owner(s) and/or Occupier(s) of the Units of the Phase can be registered temporarily after a usage request of Lift 5 is made by the Owner(s) and/or Occupiers of the Sure Partner Property. Such Owner(s) and/or Occupier(s) of the Units of the Phase may at their own choice either take other lift(s) or continue waiting for resumption of normal operation of Lift 5 after service of the said usage request of the Owner(s) and/or the Occupier(s) of the Sure Partner Property is completed.
- (c) A registered usage request of Lift 5 from the Residential Units of the Phase can be cancelled.
- (d) The above arrangement (a), (b) and (c) may affect the enjoyment of Lift 5 for the Units of the Phase.



9. Merry Court

(i) Right of Way

Certain easement rights have been reserved to the owner or owners for the time being of the adjoining premises registered in the Land Registry as Inland Lot No.7976 to construct and maintain road ways and terraces over and above all those portions of the Lot as shown coloured yellow cross hatched black on the plan marked Plan No.DMG-05 annexed to the Deed of Mutual Covenant.

(ii) Drains

Certain easement rights have been reserved to the owner or owners for the time being of the adjoining premises registered in the Land Registry as Inland Lot No.7976 to enter upon the Lower Ground Floor and such other parts of the Lot and the Estate as may be necessary for the purpose of carrying out any works for the maintenance and repair of the pipes (whether wholly or partially located within the Lot and the Estate) serving the building(s) erected on Inland Lot No.7976 with or without workmen, plant, equipment and materials at all reasonable times upon prior appointment (except in case of emergency), and for the purpose of identification only, the location of such pipes is shown on the plan marked Plan No. DMG-01 annexed to the Deed of Mutual Covenant and identified by green dotted line.

10. IBMU

Each of the Owners of the Residential Units acknowledges that the integrated building maintenance unit(s) ("IBMU") is available in the Estate serving the Residential Units for carrying heavy/bulky/odd sized objects ("the Objects") from the designated open space on the 3/F to the Residential Units (or vice versa). Each of the Owners of the Residential Units understands and agrees that if any of them requires the use of IBMU for carrying the Objects to his own Residential Unit from the designated open space on the 3/F (or vice versa), the following procedures and conditions shall be observed:

- (i) Such Owner shall make application to the Manager for the use of IBMU not less than 14 days in advance;
- (ii) Such Owner shall appoint qualified contractors approved by the Manager for delivery of the Objects to and from his own Residential Unit at his own costs;
- (iii) Such Owner shall make good any damage that may be caused by or arise from his use of the IBMU, and shall ensure that his use of the IBMU shall cause the least disturbance and inconvenience and shall indemnify all loss and damage resulting from his use of the IBMU;
- (iv) The Manager will not be held liable for any damage that may be caused to the Objects during the process of carriage; and

- (v) The Owner(s) of each Residential Units comprises of removable glass balustrade(s) shall not remove or tamper with the removeable glass balustrade(s) installed inside his Residential Unit designated for facilitating the moving in or out of the Objects when using the IBMU except with the consent of the Manager for the purpose of using the IBMU. The removal or re-installation of such removable glass balustrade(s) shall only be carried out by the qualified contractor approved by the Manager at the own costs of the Owner of such Residential Unit. The Residential Units which comprise of the removable balustrade(s) are set out in the Sixth Schedule of the Deed of Mutual Covenant.

11. Acrylic Panels of Swimming Pool

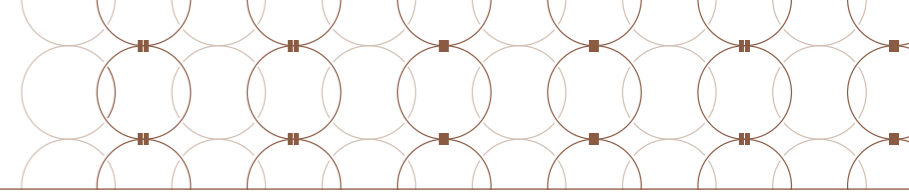
The Owner(s) of the Sure Partner Property and Flat on 43/F with Balcony, Verandahs and Air-Conditioning Plant Rooms of the Phase shall at his own expense observe and comply with the maintenance and inspection manual of the acrylic panels for swimming pool, and such maintenance and inspection measures shall include but not limited to (i) refraining from the using harmful substances that would cause severe damage to the relevant acrylic panels and (ii) only using acceptable cleaners/biocides/polishes and (iii) adopting measures to limit the maximum thickness of weathered layer of the relevant acrylic material removed within any 10-year period not exceeding an acceptable limit and (iv) the appointment of registered structural engineer to carry out routine and maintenance inspection on the relevant acrylic panels as more particularly set out and/or required under the said maintenance and inspection manual.

12. Lift Pit

Flat B on 51/F with Balcony and Verandah and Air-Conditioning Plant Room of the Phase ("51/F Property") is adjacent to a compartment forming part of the Estate Common Areas and Facilities in which each of the said compartment housed (1) the lift pit of the private lift serving the Sure Partner Property and (2) the extra-low voltage installations. The close proximity of the said compartments with the 51/F Property may affect the enjoyment of such 51/F Property in terms of noise or other aspects.

13. Reinstatement and Maintenance of Footpaths and Carriageways of Seymour Road and Castle Road

- (i) The developers of the development have undertaken to the Highways Department ("HyD") to carry out the following roadworks (collectively the "Works") to the reasonable satisfaction of the HyD :-
 - (a) Reinststate the existing footpaths which are for the purpose of identification purpose only shown coloured yellow in Annex A annexed to the Letter to the initial conditions as at the commencement of the works of the Residential Development; and
 - (b) Resurface the existing carriageways of Seymour Road and Castle Road adjacent to the Residential Development which are for the purpose of identification purpose only shown coloured blue in Annex A annexed to the Letter.



- (ii) The developers of the development shall be responsible for the maintenance of the footpaths and carriageways within the red and blue lines in Annex A, including the street furniture, before the completion of the Works and final handover to HyD.
- (iii) For the purpose of identification only, the Annex A of the Letter is reproduced at the end of this section.

14. Unified external appearance of the lift lobbies on 3/F of the Estate

- (i) Each of the Owner(s) of the Capital Matrix Property and the Sure Partner Property shall not alter or tamper with the facade (including but not limited to the glass panel and the entrance door(s)) of their respective lift lobby(ies) on 3/F forming part of the Capital Matrix Property or the Sure Partner Property (as the case may be) to the intent that the 4 several lift lobbies on 3/F of the Estate facing the vehicle drop-off area on 3/F of the Estate (whether they are privately owned properties or common areas) shall have a unified external appearance.
- (ii) In the event of replacement of the entrance door(s) of the respective lift lobby(ies) on 3/F of the Estate, the Owner(s) of the Capital Matrix Property and the Sure Partner Property shall only adopt the design and materials as approved by the Manager.

15. Enhancement works of the covered landscaped garden on 5/F of the Estate

The covered landscaped garden on 5/F of the Estate which is shown coloured yellow on the attached plan (Annex B) is currently closed for the carrying out of the enhancement works. It may affect the enjoyment of the Club House and the lower floors of the Residential Units of the Estate in terms of noise, dust, dirt or other aspects. The relevant covered landscaped garden will be re-opened once the said works are completed.

16. Enhancement works of the common lift lobbies on 3/F and 6/F to 19/F of the Phase

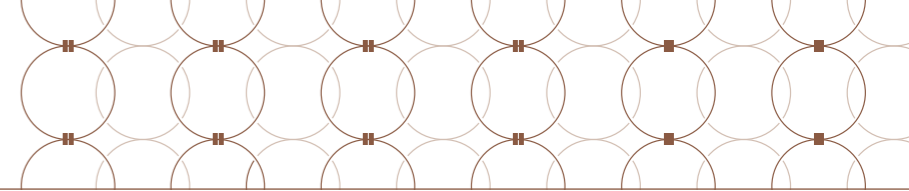
The common lift lobbies on 3/F and 6/F to 19/F (no designation of 13/F and 14/F) of Tower 1 which is shown coloured red on the attached plan (Annexes C(1), C(2) and C(3)) are currently closed for the carrying out of the enhancement works. It may affect the enjoyment of the Residential Units of Tower 1 in terms of noise, dust, dirt or other aspects. The relevant common lift lobbies will be re-opened once the said works are completed.

17. Operation of Lift 5 and Lift 8 for 6/F to 19/F of the Phase

Lift 5 and Lift 8 of Tower 1 will not serve 6/F to 19/F (no designation of 13/F and 14/F) during 06:00 to 22:00 (daily). It may affect the enjoyment of the Owner(s) and/or the Occupier(s) of the Residential Units on 6/F to 19/F of Tower 1 in terms of convenience on accessing and egressing from those Residential Units or other aspects.

18. P Mode System of Lift 8

- (i) After the Car Park falls into multiple ownership, the First Owner shall have the right at its own cost and expense to compile for the implementation by the Manager the Lift (P Mode System) Manual with respect to the P Mode System to be applied in the following P Mode Residential Units and Carpark:
 - (a) Flat A on 50/F to 51/F with Balcony, Verandahs and Air-Conditioning Plant Rooms of Tower 1 and a carpark comprising (inter alia) a private lift lobby served by the upper deck of Lift 8 on Ground Floor;
 - (b) Flat A on 46/F to 47/F with Balcony, Verandahs and Air-Conditioning Plant Rooms of Tower 1 and a carpark comprising (inter alia) a private lift lobby served by the upper deck of Lift 8 on 1/F; and
 - (c) Flat A on 48/F to 49/F with Balcony, Verandahs and Air-Conditioning Plant Rooms of Tower 1 and a carpark comprising (inter alia) a private lift lobby served by the upper deck of Lift 8 on 2/F).
- (ii) The P Mode Card Reader would be installed adjacent to the lift panel at the P Mode Residential Units and Carparks for adding the P Mode System to Lift 8 serving the respective P Mode Residential Units and Carparks. For the avoidance of doubt, the said Owners and Occupiers can choose to use either the normal lift operation by pressing the normal lift button or use the P Mode System as mentioned in this clause (iii) below by swiping a key card at the P Mode Card Reader.
- (iii) In principle, during the operation of Lift 8 (excluding any period for cleaning, repairing or maintenance or in case of emergency), when the Owner(s) and/or the Occupier(s) of the relevant P Mode Residential Units and Caparks make a usage request of Lift 8 by swiping a key card at the P Mode Card Reader, provided that there is no passenger in Lift 8, Lift 8 shall be operated to give priority to serve such usage request under the P Mode System and such Owner(s) and/or Occupier(s) shall have the exclusive use of the upper deck of Lift 8 in going upwards or downwards to and from his P Mode Residential Units and Carparks only. For the particulars and information of the operation under the P Mode System in details, the Lift (P Mode System) Manual shall be referred to but subject to revision(s) mentioned in Clause 101(i) in the Deed of Mutual Covenant.
- (iv) Notwithstanding any other provisions contained in the Deed of Mutual Covenant, any Sub-Deed or the Lift (P Mode System) Manual, the priority given to the Owner(s) and/or Occupiers of the Sure Partner Property under Clause 92 in the Deed of Mutual Covenant shall always prevail over the P Mode System.
- (v) Any Owner of P Mode Residential Units and Caparks shall have the right to decide deactivating or activating the P Mode Card Reader installed adjacent to the lift panel at the P Mode Residential Units and Caparks at his own costs and expenses.



- (vi) Save and except for any technical reasons which render the P Mode System as specified in this clause no longer feasible, there shall be no change to such P Mode System unless the prior written consent from all the Owners of the P Mode Residential Units and Car Ports shall have been obtained.
- (vii) The usage request using the P Mode System is only restricted for going upwards or downwards to and from in between the Residential Units and the respective carparks mentioned in this item 18(i)(a), (b) and (c).
- (viii) For the time being, when Lift 8 is operating under the P Mode System, Lift 8 will go upwards or downwards without stopping at any other floors to and from in between the Residential Units and the respective carparks mentioned in this item 18(i)(a), (b) and (c). Such arrangement may vary subject to technical feasibility.
- (ix) Any usage request of Lift 8 made by the Owner(s) and/or Occupier(s) of the Units of the Phase, which is registered earlier than a usage request of Lift 8 under the P Mode System made by the Owner(s) and/or Occupier(s) of the P Mode Residential Units and Caparks, will be put on hold and such Owner(s) and/or Occupier(s) of the Units of the Phase may at their own choice (i) to cancel their registered usage request (with respect to such usage request made within a Residential Unit only); (ii) to take other lift(s); or (iii) to continue waiting until Lift 8 is ready to serve after service of the said usage request under the P Mode System is completed.
- (x) No usage request of Lift 8 can be made by the Owner(s) and/or Occupier(s) of the Units of the Phase can be registered temporarily after a usage request of Lift 8 under the P Mode System is made by the Owner(s) and/or Occupier(s) of the P Mode Residential Units and Carparks. Such Owner(s) and/or Occupier(s) of the Units of the Phase may at their own choice either take other lift(s) or continue waiting for resumption of normal operation of Lift 8 after service of the said usage request under the P Mode System is completed.
- (xi) Once the Owner(s) and/or Occupier(s) of the P Mode Residential Units and Carparks make a usage request of Lift 8 in the P Mode System by swiping card at the P Mode Card Reader, such usage request cannot be either cancelled or switched to the normal lift operation by pressing the normal lift button.
- (xii) This P Mode System may affect the enjoyment of Lift 8 for the Units of the Phase.
- (xiii) A registered usage request of Lift 8 from the Residential Units of the Phase can be cancelled except the usage request under the P Mode System. This arrangement may affect the enjoyment of Lift 8 for the Units of the Phase.

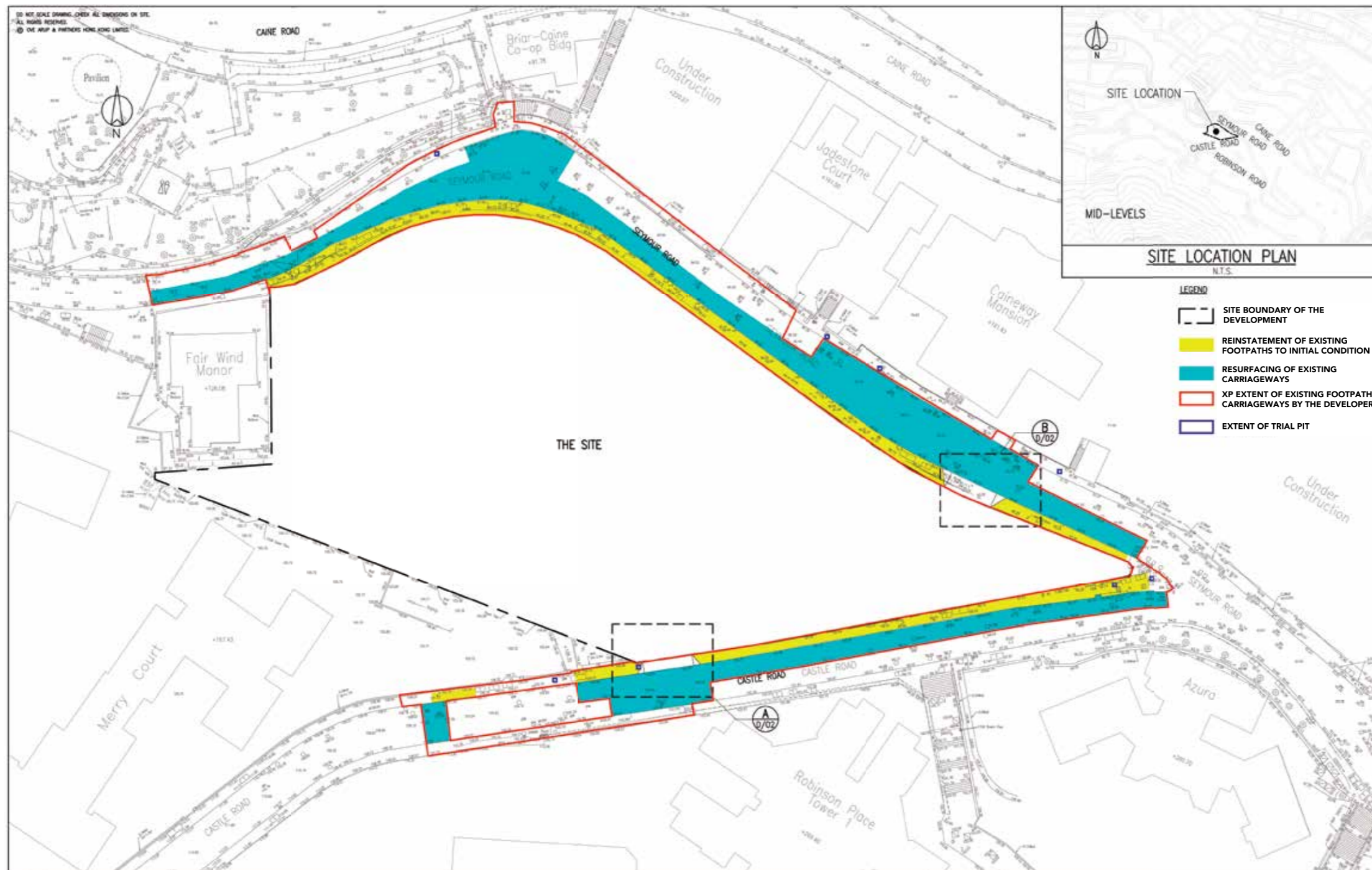
19. Repair works for Residential Units and certain areas in the Phase

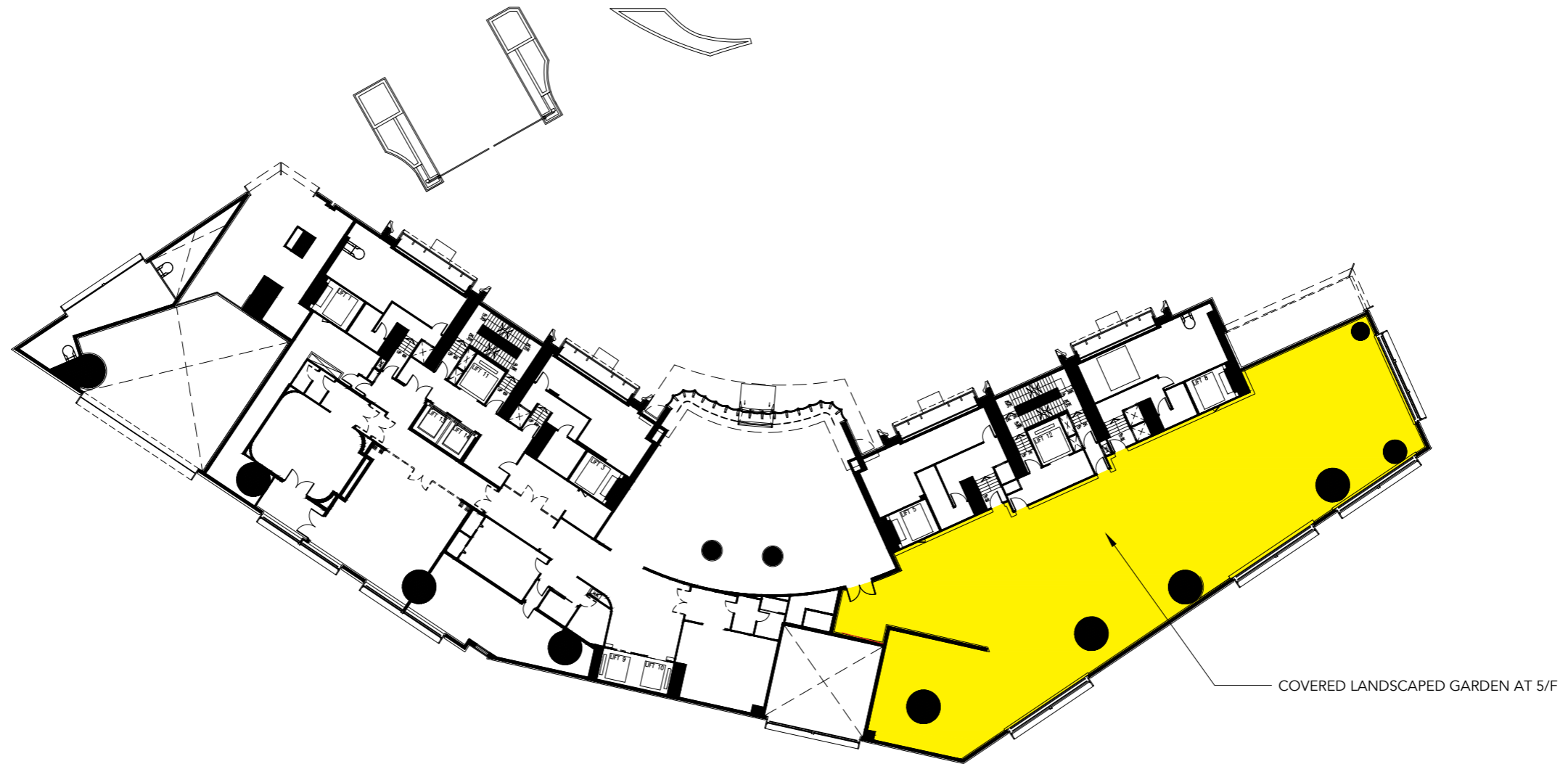
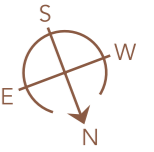
Subject to the relevant approval(s) from the Buildings Department, repair works will be/are being carried out for Flat A on 31/F, Flat A on 32/F, Flat A on 33/F, Flat A on 35/F and certain parts of the Common Areas and Facilities of the Phase including but not limited to part of the building façade thereof and part of the curtain wall thereof. The said repair works may affect the use and enjoyment of the Residential Units of the Phase in terms of noise, dust, dirt or other aspects. The First Owner shall be fully responsible for all costs and expenses for the said repair works and purchasers are not required to contribute to such costs and expenses.

20. Alteration works for the Car Park

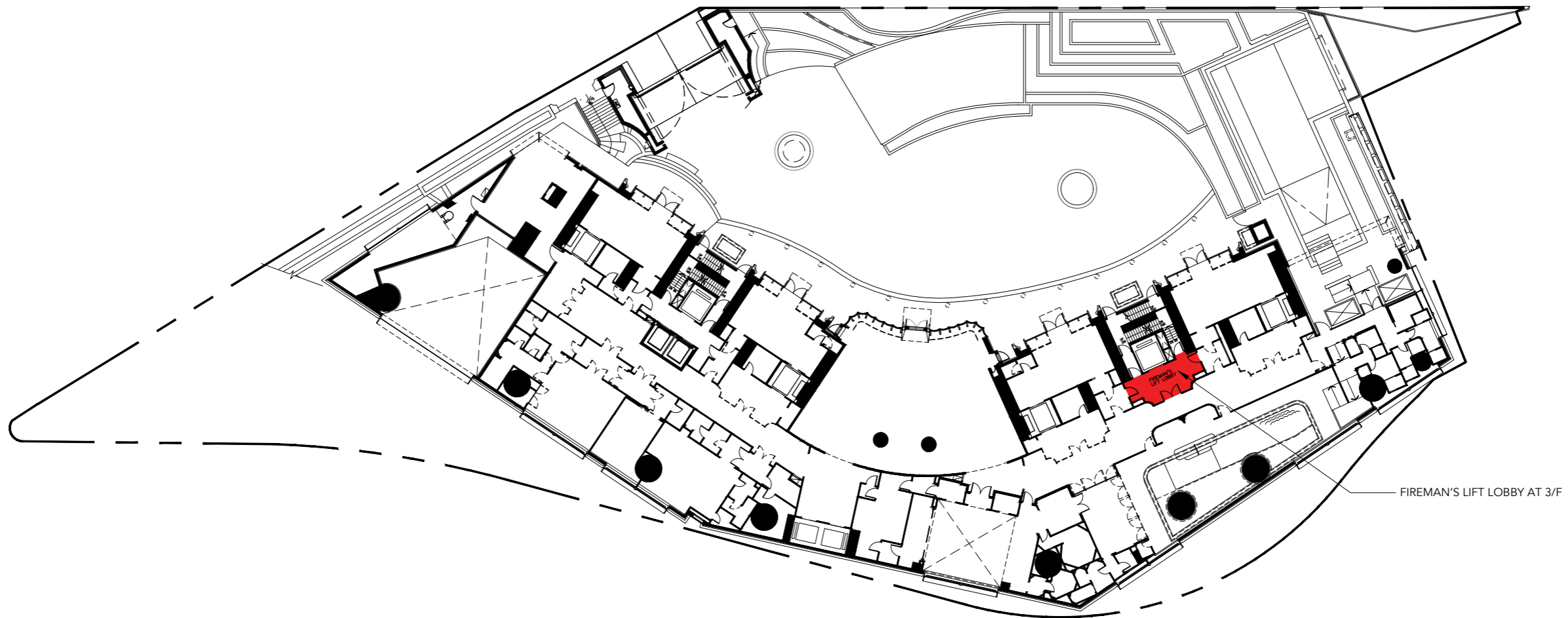
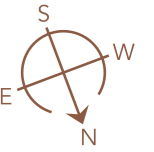
Subject to the relevant requirement(s) from the Buildings Department, applications to the Buildings Department have been made and approved for (inter alia) allowing the conversion of a number of Car Parking Spaces into Double Deck Mechanical Parking Space, amending the layout of the Car Park and increasing the number of the Car Parking Spaces (collectively “the Alteration Works”). During the progress of the Alteration Works and after its completion, the use and enjoyment of the Car Park may be affected in terms of convenience of use, visual sense, noise or other aspects. The First Owner as the Owner of the Car Park shall be fully responsible for the carrying out of the Alteration Works. The First Owner as the Owner of the Car Park may request the purchaser of any relevant Car Parking Space to pay for the cost of the Double Deck Mechanical Parking Equipment and its installation labour cost.

Remarks: Unless otherwise defined in this sales brochure, the capitalized terms used in this Relevant Information shall have the same meaning of such terms in the Deed of Mutual Covenant.





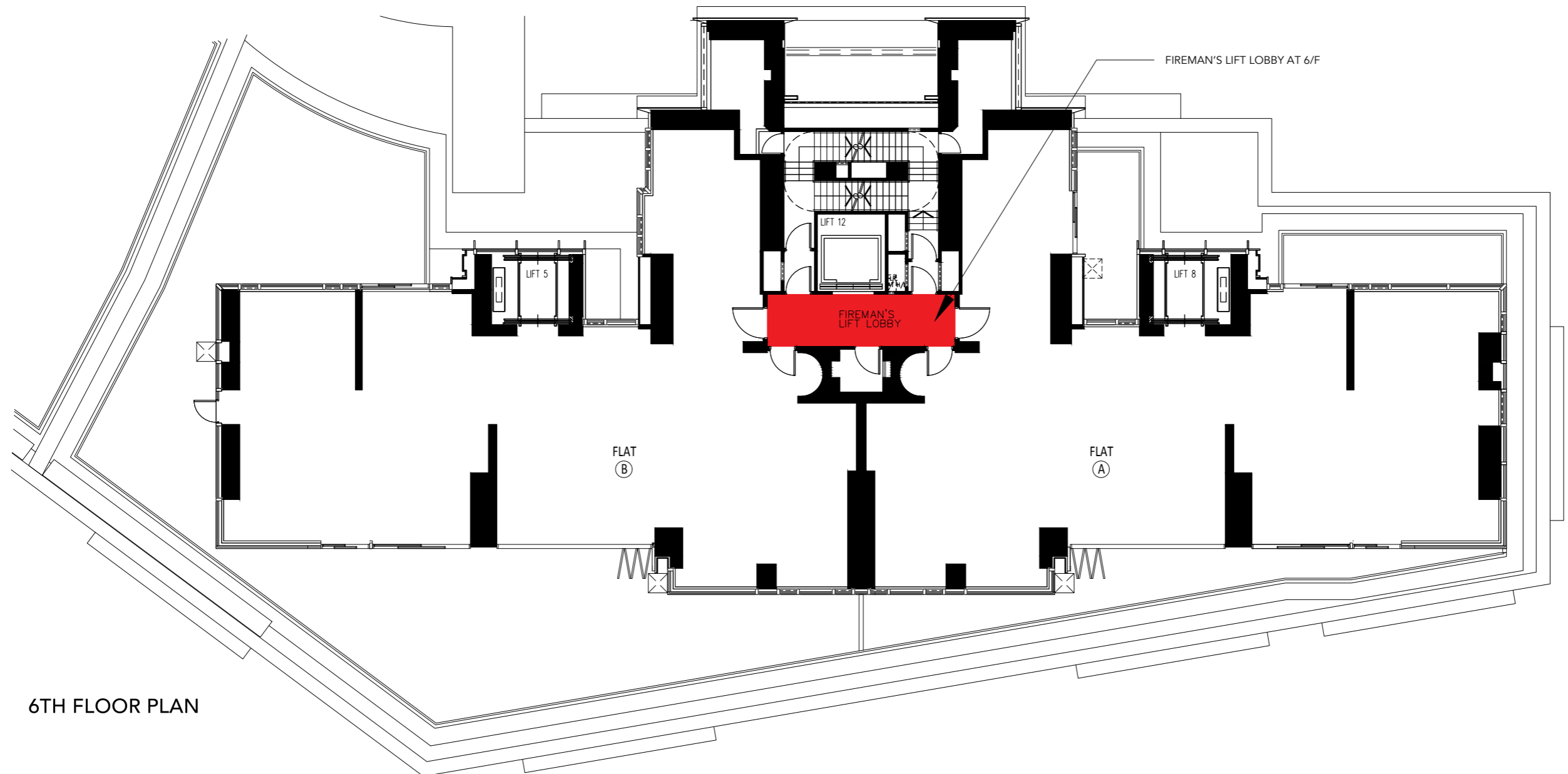
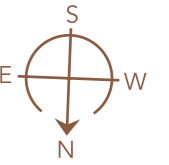
5TH FLOOR PLAN



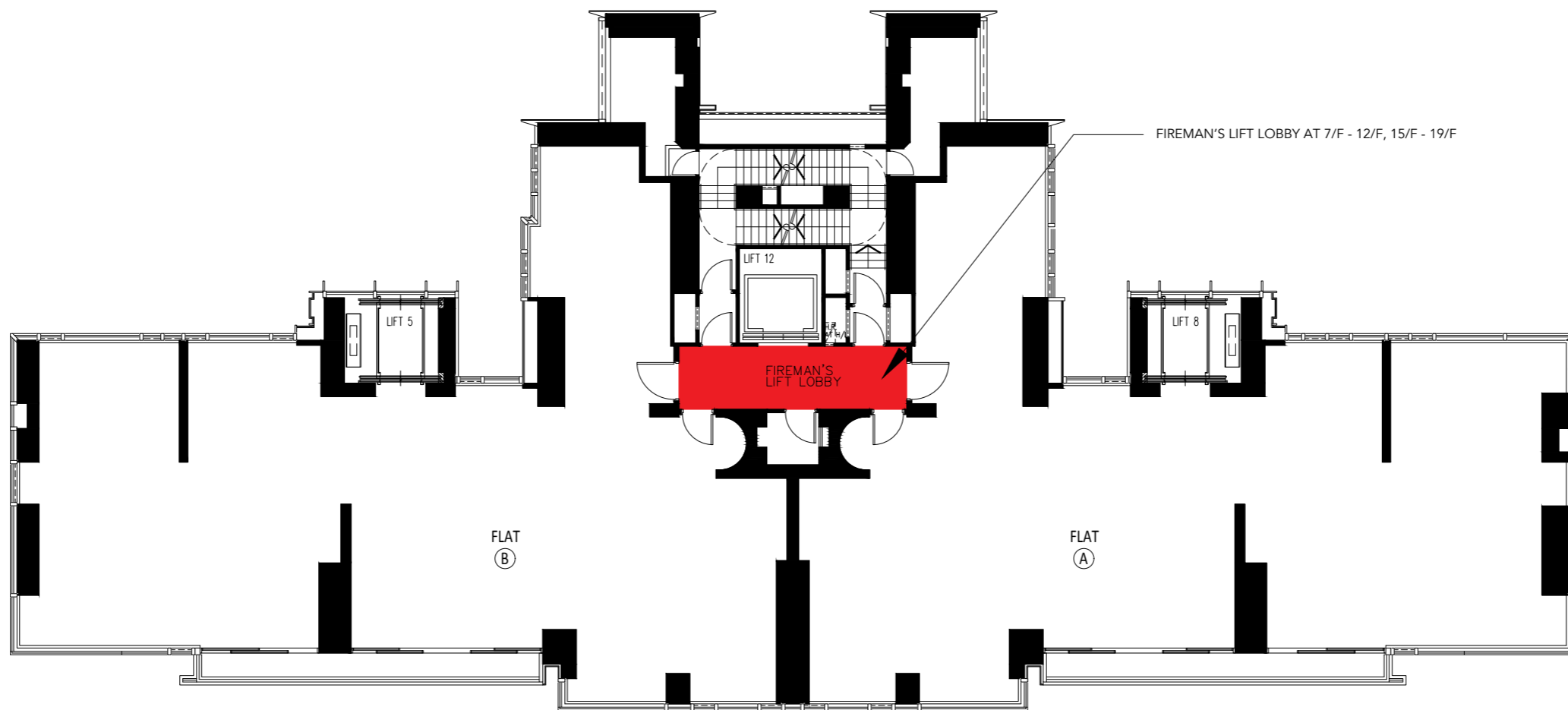
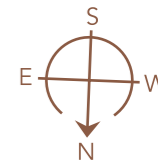
FIREMAN'S LIFT LOBBY AT 3/F

3RD FLOOR PLAN

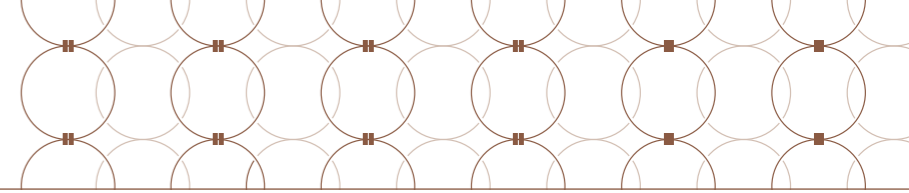
比例尺 Scale 0米(m) 10米(m)



6TH FLOOR PLAN



7/F - 12/F, 15/F - 19/F FLOOR PLAN



賣方就期數指定的互聯網網站的網址：

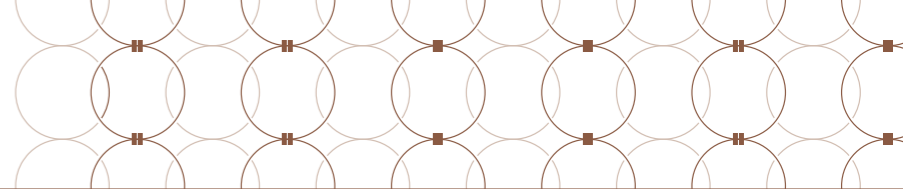
The address of the website designated by the vendor for the Phase:

www.thelegacy.com.hk

期數及其周邊地區日後可能出現改變。


There may be future changes to the Phase and the surrounding areas.

本售樓說明書印製日期：2025年9月29日。 Date of printing of this Sales Brochure : 29th September 2025



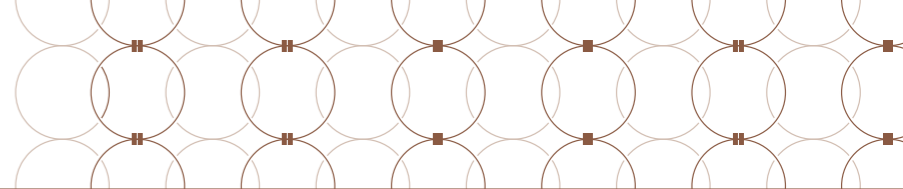
此版乃特意留白

This page is deliberately left blank




此版乃特意留白

This page is deliberately left blank



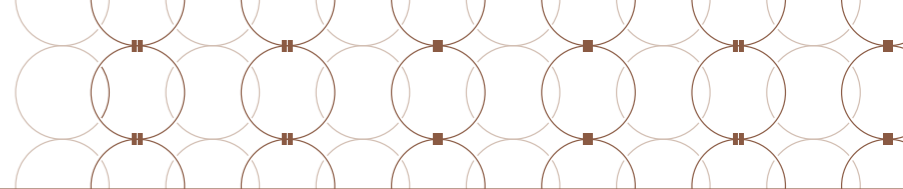
此版乃特意留白

This page is deliberately left blank




此版乃特意留白

This page is deliberately left blank



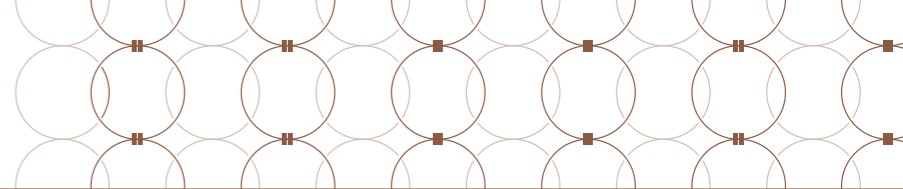
此版乃特意留白

This page is deliberately left blank



此版乃特意留白

This page is deliberately left blank



此版乃特意留白

This page is deliberately left blank