

## Floor plans of residential properties in the development

### 發展項目的住宅物業的樓面平面圖

Remarks applicable to the floor plans in this section :

1. There are architectural features and/or exposed pipes on the external walls of some of the floors. For details, please refer to the latest approved building plans and/or approved drainage plans and/or other relevant plans.
2. Common pipes exposed and/or enclosed in cladding are located at / adjacent to the balcony and/or flat roof and/or air-conditioner platform and/or external wall of some residential properties. For details, please refer to the latest approved building plans and/or approved drainage plans and/or other relevant plans.
3. There are sunken slabs for mechanical and electrical services and/or false ceiling / bulkheads for the air-conditioning fittings and/or mechanical and electrical services at some residential properties.
4. There may be exposed pipes installed in some store room and bathrooms / lavatories.
5. There are pipes enclosed by the fittings and finishes in some residential properties. For details, please refer to the latest approved drainage plans and/or other relevant plans.
6. There may be exposed pipes located at the upper part of some balconies, utility platforms and air-conditioner platforms.
7. Balconies, utility platforms and air-conditioner platforms are non-enclosed areas.
8. There may be non-structural prefabricated external walls and curtain walls in some residential properties. The saleable area as defined in the formal Agreement for Sale and Purchase of a residential property has included the non-structural prefabricated external walls and curtain walls and is measured from the exterior of such non-structural prefabricated external walls and curtain walls.
9. The ceiling height of some residential properties may vary due to structural, architectural and/or decoration design variations.
10. During the necessary maintenance of the external walls of tower arranged by Manager of the Development, suspended working platform will be operating in the airspace outside windows and/or above flat roof / roof of the residential properties of such tower.
11. Symbols of fittings and fitments such as bath tub, sink, water closet, shower, sink counter, etc.in the floor plans are prepared based on the latest approved building plans and are for general indication only. Their shapes, dimensions and scales may differ from the fittings and fitments actually provided.
12. The air-conditioner (outdoor unit) at air-conditioner platform, space for air-conditioner and air-conditioning hood may emit heat and/or sound.

適用於本節之樓面平面圖之備註：

1. 部分樓層外牆範圍設有建築裝飾及/或外露喉管，詳細資料請參考最新經批准的建築圖則及/或經批准的排水設施圖則及/或其他相關圖則。
2. 部分住宅物業的露台及/或平台及/或空調機平台及/或外牆上 / 附近設有外露及/或外牆裝飾板 (覆蓋板) 內藏公用喉管，詳細資料請參考最新經批准的建築圖則及/或經批准的排水設施圖則及/或其他相關圖則。
3. 部分住宅物業有用以安裝機電設備的跌級樓板及/或用以裝置空調裝備及/或其他機電設備的假天花 / 裝飾橫樑。
4. 部分儲物室及浴室 / 洗手間內可能裝有外露喉管。
5. 部分住宅物業於裝置及裝修物料內設有喉管。詳細資料請參考最新經批准的排水設施圖則及/或其他相關圖則。
6. 部分露台、工作平台及空調機平台上方可能裝有外露喉管。
7. 露台、工作平台及空調機平台為不可封閉的地方。
8. 部分住宅物業可能裝有非結構預製外牆及幕牆。住宅物業之正式買賣合約之實用面積之計算包括非結構預製外牆及牆，並由非結構預製外牆及幕牆之外圍起計。
9. 部分住宅物業之天花高度將會因應結構、建築設計及/或裝修設計上的需要有差異。
10. 在發展項目管理人安排於大廈外牆之必要維修進行期間，吊船將在該大廈的住宅物業之窗戶外及/或平台 / 天台之空間運作。
11. 樓面平面圖上所顯示的裝置符號，如浴缸、洗滌盆、坐廁、花灑、洗滌盆櫃等乃按最新的經批准的建築圖則繪製，只作一般示意用途。其形狀、尺寸、比例或與實際提供的裝置及設備存在差異。
12. 空調機 (室外機) 於空調機平台、空調機位置及空調機遮簷可能發出熱力及/或聲音。

### Legend for floor plans of residential properties in the development

#### 發展項目的住宅物業的樓面平面圖圖例

A/C HOOD = Air-conditioning Hood 空調機遮簷

A.C.P. = Air-conditioner Platform 空調機平台

BATH = Bathroom 浴室

BAL. = Balcony 露台

BR. = Bedroom 睡房

COMMON LIFT LOBBY = Common Lift Lobby 公用升降機大堂

COVER OF A/C HOOD = Cover of Air-conditioning Hood 空調機遮簷頂

COVER OF BAL. / U.P. / A.C.P. = Cover of Balcony / Utility Platform / Air-conditioner Platform  
露台 / 工作平台 / 空調機平台頂

ELV. DUCT = = Extra Low Voltage Duct 弱電電線管道

ELECT. METER RM. = Electrical Meter Room 電錶房

F.H. = FIRE HYDRANT 消防柱

FLUSHING WATER TANK = Flushing Water Tank 沖廁水缸

FLUSHING WATER TANK & PUMP RM. = Flushing Water Tank & Pump Room 沖廁水缸及泵房

H/L H.R. = High Level Hose Reel 高位消防喉轆

H.R. AT H/L. = Hose Reel at High Level 消防喉轆在高位

KIT. = Kitchen 廚房

LAV. = Lavatory 洗手間

LIFT = Lift 升降機

LIFT LOBBY = Lift Lobby 升降機大堂

LIV./DIN. = Living Room/Dining Room 客廳/飯廳

M. BATH = Master Bathroom 主人房浴室

M.BR. = Master Bedroom 主人睡房

METAL A.F. = Metal Architectural Feature 金屬建築裝飾

OPEN KIT. = Open Kitchen 開放式廚房

P.D. = Pipe Duct 管道槽

POTABLE WATER TANK RM. = Potable Water Tank Room 飲用水水缸房

ROOF (PRIVATE) = Private Roof 私人天台

R.C. A.F. = Reinforced Concrete Architectural Feature 鋼筋混凝土建築裝飾

R.S. & M.R. = Refuse Storage and Material Recovery Room 垃圾及物料回收室

STORE = Store Room 儲物室

UP = Up 上

U.P. = Utility Platform 工作平台

V.D. = Ventilation Duct 通風管道

W.M.C. = Water Meter Cabinet 水錶櫃

## Floor plans of residential properties in the development

### 發展項目的住宅物業的樓面平面圖

#### 3/F 3樓

Description 描述		Flat 單位					
		A	B	C	D	E	F
Floor-to-floor height (refers to the height between the top surface of the structural slab of a floor and the top surface of the structural slab of its immediate upper floor) of each residential property (m) 每個住宅物業的層與層之間的高度 (指該樓層之石屎地台面與上一層石屎地台面之高度距離) (米)	3/F 3樓	3.500	3.500	3.500	3.500		
		3.500☆	3.500☆	3.500☆	3.500☆		
Thickness of the floor slabs (excluding plaster) of each residential property (mm) 每個住宅物業的樓板 (不包括灰泥) 厚度 (毫米)		3.500⊕	3.500◎	3.500⊕	3.500◎		
		3.500⊕	3.500⊕	3.500⊕	3.500⊕		
		150	150			150	
		200	175			200	

The internal areas of the residential properties on the upper floors will generally be slightly larger than those on the lower floors because of the reducing thickness of the structural walls on the upper floors.

(This statement does not apply to the residential properties in the Development because the design of the Development is such that the reducing thickness of the structural walls of residential properties on the upper floors does not increase the internal areas of those residential properties.)

因住宅物業的較高樓層的結構牆的厚度遞減，較高樓層的內部面積，一般比較低樓層的內部面積稍大。  
(不適用於發展項目內的住宅物業，因為發展項目的設計是較高樓層的住宅物業的結構牆的厚度遞減不會增加該等住宅物業的內部面積。)

#### Remarks:

- The dimensions in the floor plans are all structural dimensions in millimetre.
- The floor-to-floor height (i.e. the height between the top surface of the structural slab of that floor and the top surface of the structured slab of its immediate upper floor) includes, without limitation:
  - ( ☆ ) Inclusive of the sunken depth of the sunken slab on the floor of that floor (0.050m);
  - ( ◎ ) Inclusive of the sunken depth of the sunken slab on the floor of that floor (0.250m);
  - ( ⊕ ) Inclusive of the sunken depth of the sunken slab on the floor of that floor (0.350m), those sunken slabs located partly on the structural slab of that floor or its immediate upper floor.
- Please refer to page 25 of this sales brochure for legend of the terms and abbreviations shown on the floor plan.
- Fixed glass will be installed at the location of air-conditioning hood indicated with Δ in the floor plan. Please refer to the "Relevant Information" section in this sales brochure for details.

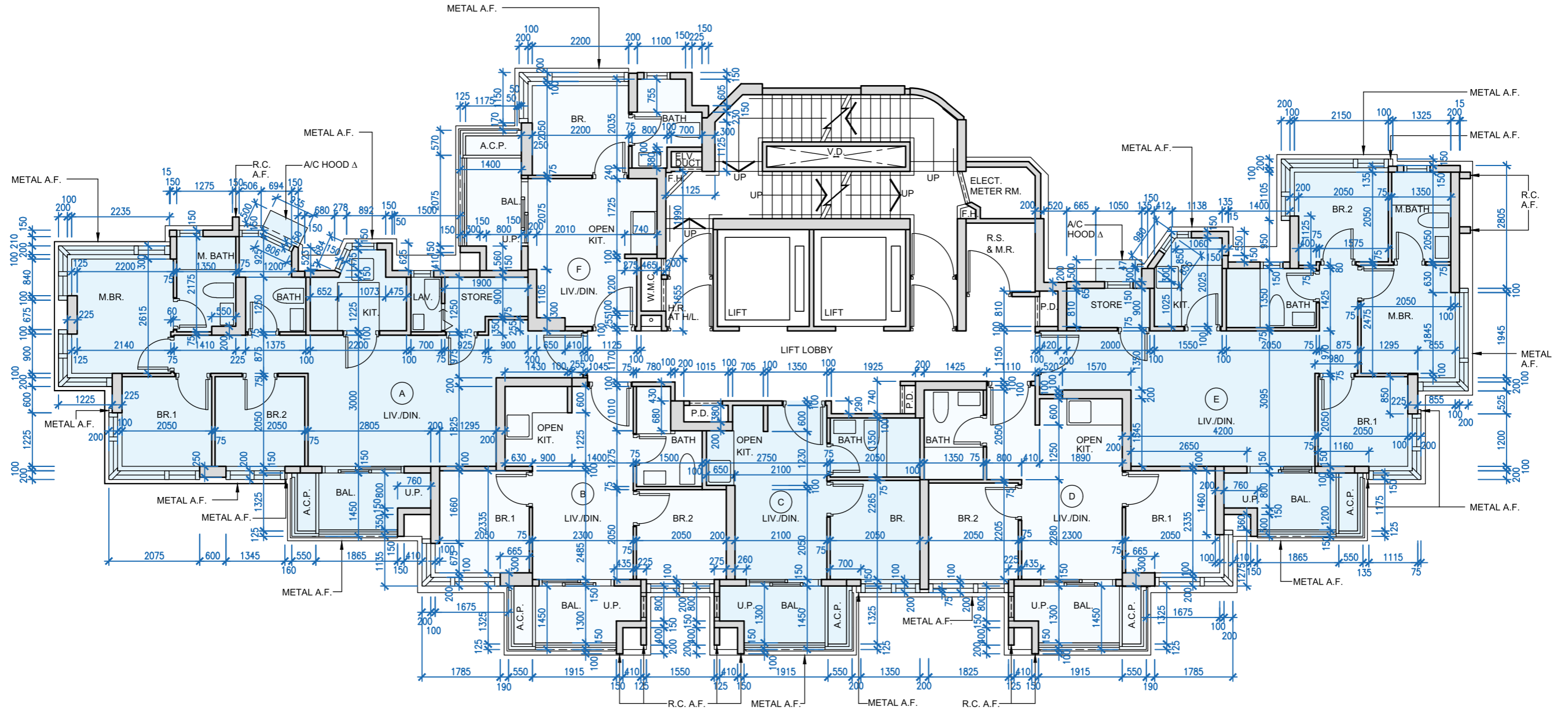
#### 備註：

- 樓面平面圖之尺規所列數字為以毫米標示之建築結構尺寸。
- 層與層之間的高度(指該樓層之石屎地台面與上一層石屎地台面之高度距離)包括但不限於：
  - ( ☆ ) 當中在該樓層跌級樓板為0.050米的跌級高度；
  - ( ◎ ) 當中在該樓層跌級樓板為0.250米的跌級高度；
  - ( ⊕ ) 當中在該樓層跌級樓板為0.350米的跌級高度，該等跌級樓板有部分位於該樓層或上一層之石屎地台面。
- 樓面平面圖中顯示之名詞及簡稱之圖例，請參閱本售樓說明書第25頁。
- 梗玻璃將設在樓面平面圖中以Δ標示之空調機遮簷位置，詳情請參閱本售樓說明書的「有關資料」章節。

# Floor plans of residential properties in the development

## 發展項目的住宅物業的樓面平面圖

3/F  
3樓



Scale 0  
比例



## Floor plans of residential properties in the development

### 發展項目的住宅物業的樓面平面圖

#### 5/F -12/F, 15/F-23/F & 25/F - 26/F (4/F, 13/F, 14/F & 24/F are omitted)

#### 5樓至12樓、15樓至23樓及25樓至26樓 (不設4樓、13樓、14樓及24樓)

Description 描述		Flat 單位					
		A	B	C	D	E	F
Floor-to-floor height (refers to the height between the top surface of the structural slab of a floor and the top surface of the structural slab of its immediate upper floor) of each residential property (m) 每個住宅物業的層與層之間的高度 (指該樓層之石屎地台面與上一層石屎地台面之高度距離) (米)	5/F-12/F, 15/F-23/F and 25/F 5樓至12樓、 15樓至23樓 及25樓	3.500	3.500	3.500	3.500		
		3.500☆	3.500☆	3.500☆	3.500☆		
Thickness of the floor slabs (excluding plaster) of each residential property (mm) 每個住宅物業的樓板 (不包括灰泥) 厚度 (毫米)		150	150			150	
		200	175			200	
Floor-to-floor height (refers to the height between the top surface of the structural slab of a floor and the top surface of the structural slab of its immediate upper floor) of each residential property (m) 每個住宅物業的層與層之間的高度 (指該樓層之石屎地台面與上一層石屎地台面之高度距離) (米)	26/F 26樓	4.000	4.000	4.000	4.000		
		4.050☆	4.050☆	4.050☆	4.050☆		
Thickness of the floor slabs (excluding plaster) of each residential property (mm) 每個住宅物業的樓板 (不包括灰泥) 厚度 (毫米)		4.350⊕	4.250◎	4.350⊕	4.250◎		
			4.350⊕		4.350⊕		
		200					

The internal areas of the residential properties on the upper floors will generally be slightly larger than those on the lower floors because of the reducing thickness of the structural walls on the upper floors.

(This statement does not apply to the residential properties in the Development because the design of the Development is such that the reducing thickness of the structural walls of residential properties on the upper floors does not increase the internal areas of those residential properties.)

因住宅物業的較高樓層的結構牆的厚度遞減，較高樓層的內部面積，一般比較低樓層的內部面積稍大。  
(不適用於發展項目內的住宅物業，因為發展項目的設計是較高樓層的住宅物業的結構牆的厚度遞減不會增加該等住宅物業的內部面積。)

#### Remarks:

- The dimensions in the floor plans are all structural dimensions in millimetre.
- The floor-to-floor height (i.e. the height between the top surface of the structural slab of that floor and the top surface of the structured slab of its immediate upper floor) includes, without limitation:
  - (☆) Inclusive of the sunken depth of the sunken slab on the floor of that floor (0.050m);
  - (◎) Inclusive of the sunken depth of the sunken slab on the floor of that floor (0.250m);
  - (⊕) Inclusive of the sunken depth of the sunken slab on the floor of that floor (0.350m), those sunken slabs located partly on the structural slab of that floor or its immediate upper floor.
- Please refer to page 25 of this sales brochure for legend of the terms and abbreviations shown on the floor plan.
- Fixed glass will be installed at the location of air-conditioning hood indicated with Δ in the floor plan. Please refer to the "Relevant Information" section in this sales brochure for details.

#### 備註:

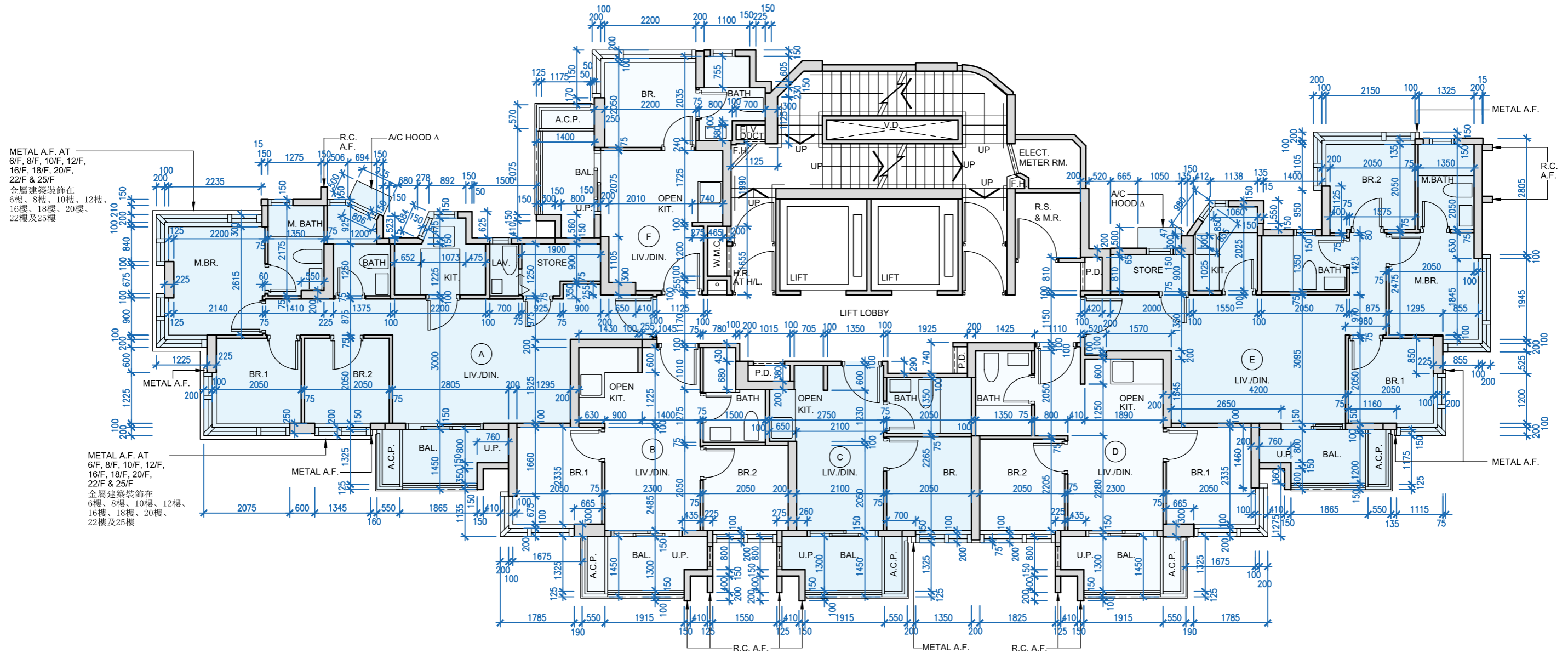
- 樓面平面圖之尺規所列數字為以毫米標示之建築結構尺寸。
- 層與層之間的高度(指該樓層之石屎地台面與上一層石屎地台面之高度距離)包括但不限於:
  - (☆) 當中在該樓層跌級樓板為0.050米的跌級高度;
  - (◎) 當中在該樓層跌級樓板為0.250米的跌級高度;
  - (⊕) 當中在該樓層跌級樓板為0.350米的跌級高度，該等跌級樓板有部分位於該樓層或上一層之石屎地台面。
- 樓面平面圖中顯示之名詞及簡稱之圖例，請參閱本售樓說明書第25頁。
- 梗玻璃將設在樓面平面圖中以Δ標示之空調機遮簷位置，詳情請參閱本售樓說明書的「有關資料」章節。

# Floor plans of residential properties in the development

## 發展項目的住宅物業的樓面平面圖

5/F -12/F, 15/F-23/F & 25/F - 26/F (4/F, 13/F, 14/F & 24/F are omitted)

5樓至12樓、15樓至23樓及25樓至26樓 (不設4樓、13樓、14樓及24樓)



Scale 0

比例



5M(米)

## Floor plans of residential properties in the development

### 發展項目的住宅物業的樓面平面圖

#### Roof 天台

Description 描述	Flat 單位					
	A	B	C	D	E	F
<p>Floor-to-floor height (refers to the height between the top surface of the structural slab of a floor and the top surface of the structural slab of its immediate upper floor) of each residential property (m) 每個住宅物業的層與層之間的高度 (指該樓層之石屎地台面與上一層石屎地台面之高度距離) (米)</p>	<p>Not Applicable 不適用</p>					
<p>Thickness of the floor slabs (excluding plaster) of each residential property (mm) 每個住宅物業的樓板 (不包括灰泥) 厚度 (毫米)</p>						

The internal areas of the residential properties on the upper floors will generally be slightly larger than those on the lower floors because of the reducing thickness of the structural walls on the upper floors.

(This statement does not apply to the residential properties in the Development because the design of the Development is such that the reducing thickness of the structural walls of residential properties on the upper floors does not increase the internal areas of those residential properties.)

因住宅物業的較高樓層的結構牆的厚度遞減，較高樓層的內部面積，一般比較低樓層的內部面積稍大。  
(不適用於發展項目內的住宅物業，因為發展項目的設計是較高樓層的住宅物業的結構牆的厚度遞減不會增加該等住宅物業的內部面積。)

#### Remarks:

1. The dimensions in the floor plans are all structural dimensions in millimetre.
2. Please refer to page 25 of this sales brochure for legend of the terms and abbreviations shown on the floor plan.

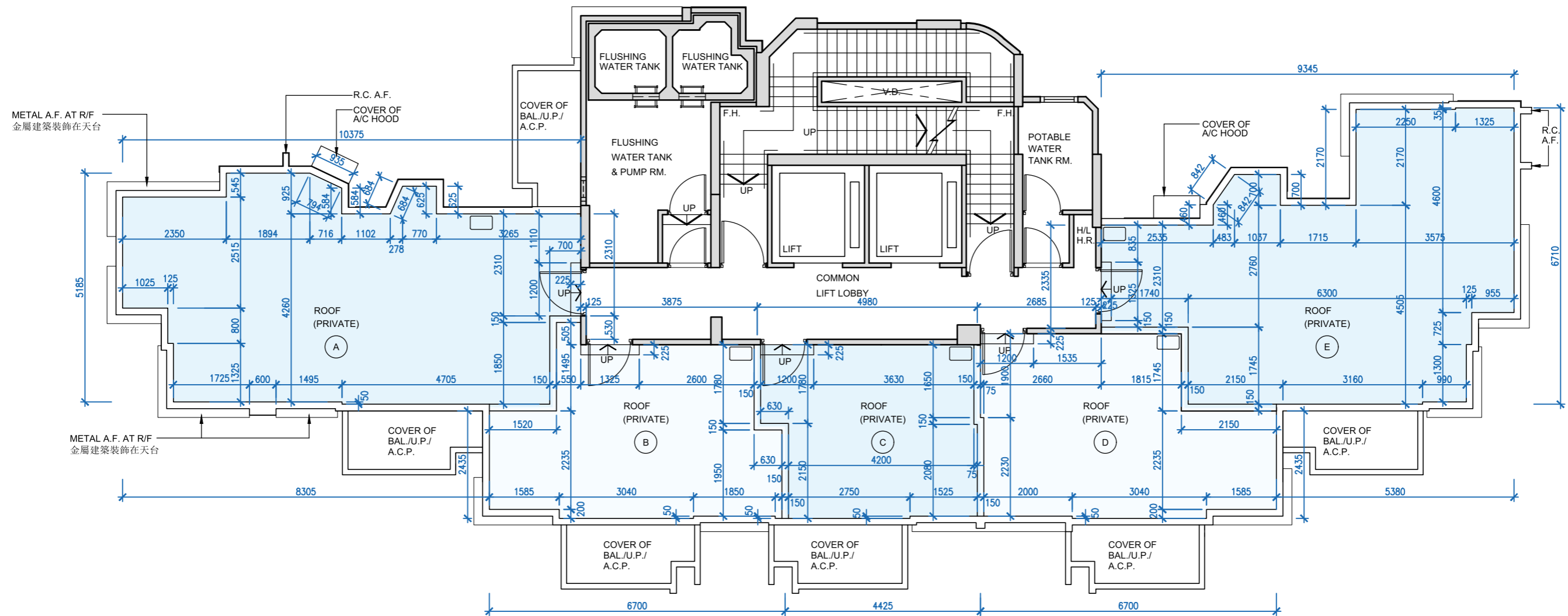
#### 備註：

1. 樓面平面圖之尺規所列數字為以毫米標示之建築結構尺寸。
2. 樓面平面圖中顯示之名詞及簡稱之圖例，請參閱本售樓說明書第25頁。

# Floor plans of residential properties in the development

## 發展項目的住宅物業的樓面平面圖

### Roof 天台



Scale 0 5M(米)  
比例