


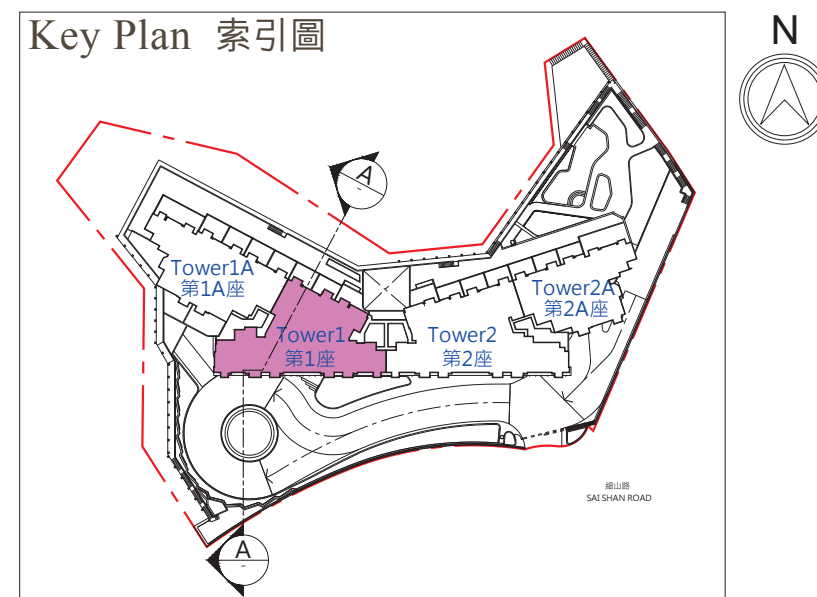
# 19 | CROSS-SECTION PLAN OF BUILDING IN THE DEVELOPMENT 發展項目中的建築物的橫截面圖

## CROSS SECTION PLAN A-A

### 橫截面圖 A-A



## Key Plan 索引圖



The part of Emergency Vehicular Access / Driveway adjacent to the building is 35.50 metres to 37.00 metres above the Hong Kong Principal Datum.

毗連建築物的一段緊急車輛通道/行車通道為香港主水平基準以上35.50米至37.00米。

The part of Private Street of Adjacent Lot adjacent to the building is 34.50 metres to 36.10 metres above the Hong Kong Principal Datum.

毗連建築物的相鄰地段的一段私家路為香港主水平基準以上34.50米至36.10米。

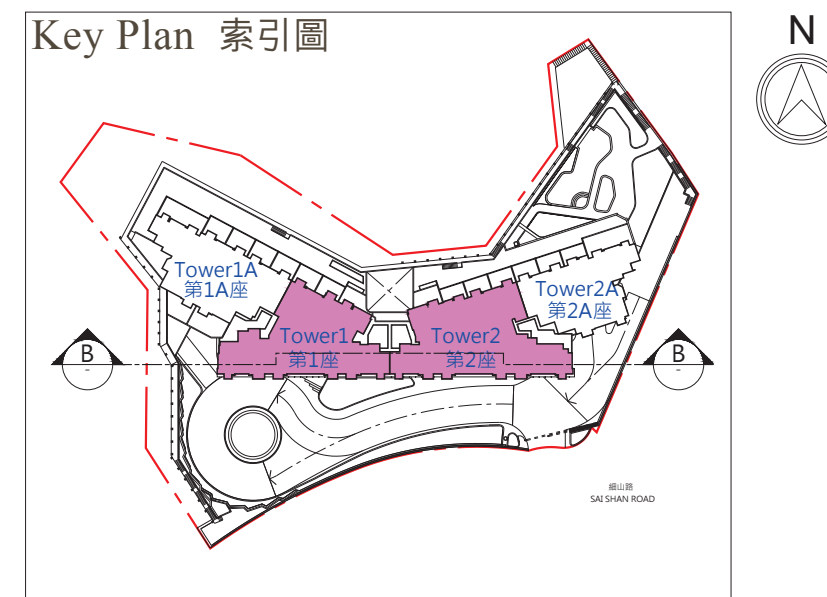
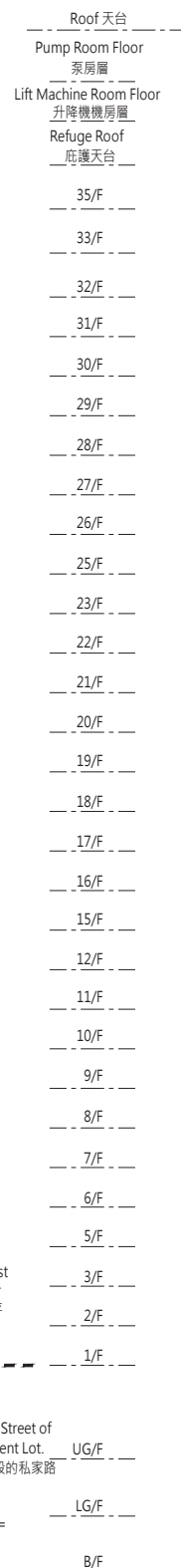
----- Dotted line denotes the level of the lowest residential floor.  
虛線為最低住宅樓層水平。

▽ Denotes height in metres above the Hong Kong Principal Datum (HKPD)(Metre).  
代表香港主水平基準以上的高度(米)。



### 發展項目中的建築物的橫截面圖

橫截面圖 B-B



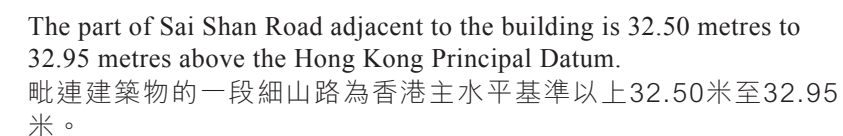
毗連建築物的一段緊急車輛通道/行車通道為香港主水平基準以上31.50米至32.40米。

The part of Private Street of Adjacent Lot adjacent to the building is 31.70 metres to 31.95 metres above the Hong Kong Principal Datum.  
毗連建築物的相鄰地段的一段私家路為香港主水平基準以上31.70米至31.95米。

----- Dotted line denotes the level of the lowest residential floor.  
虛線為最低住宅樓層水平。

▽ Denotes height in metres above the Hong Kong Principal Datum (HKPD)(Metre).  
代表香港主水平基準以上的高度(米)。


橫截面圖 C-C



The part of Emergency Vehicular Access / Driveway adjacent to the building is 32.95 metres above the Hong Kong Principal Datum.  
毗連建築物的一段緊急車輛通道/行車通道為香港主水平基準以上32.95米。

----- Dotted line denotes the level of the lowest residential floor.  
虛線為最低住宅樓層水平。

▽ Denotes height in metres above the Hong Kong Principal Datum (HKPD)(Metre).  
代表香港主水平基準以上的高度(米)。



19


CROSS-SECTION PLAN OF BUILDING IN THE DEVELOPMENT  
發展項目中的建築物的橫截面圖

CROSS SECTION PLAN D-D

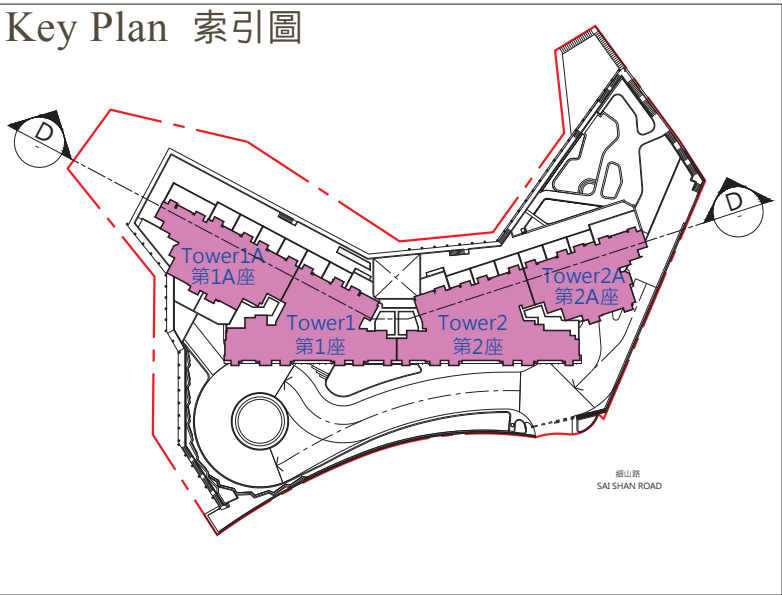
橫截面圖 D-D

Tower 1 & Tower 1A  
第 1 座及第 1A 座

Tower 2 & Tower 2A  
第 2 座及第 2A 座



Key Plan 索引圖



The part of Driveway adjacent to the building is 31.50 metres to 32.40 metres above the Hong Kong Principal Datum.  
毗連建築物的一段行車通道為香港主水平基準以上31.50米至32.40米。

The part of Private Street of Adjacent Lot adjacent to the building is 31.55 metres to 31.95 metres above the Hong Kong Principal Datum.  
毗連建築物的相鄰地段的一段私家路為香港主水平基準以上31.55米至31.95米。

- Dotted line denotes the level of the lowest residential floor.  
虛線為最低住宅樓層水平。
- ▽ Denotes height in metres above the Hong Kong Principal Datum (HKPD)(Metre).  
代表香港主水平基準以上的高度(米)。