


ELEVATION PLAN
立面圖

Tower1
第1座


Elevation Plan A
立面圖 A



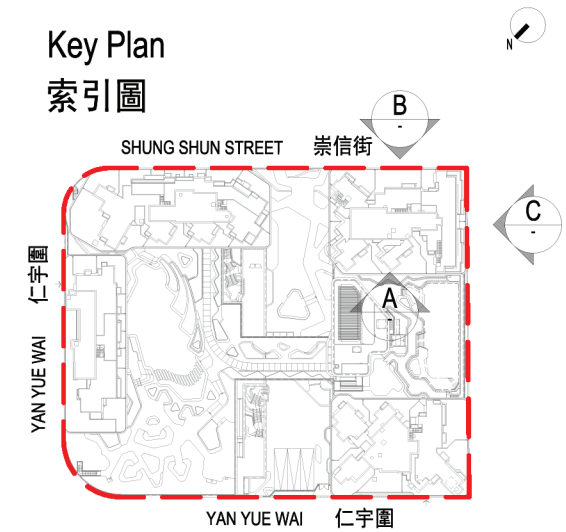
Elevation Plan C
立面圖 C



Elevation Plan B
立面圖 B



Key Plan
索引圖



The Authorized Person for the Development has certified that the elevations shown on this Elevation Plan:

1. are prepared on the basis of the approved building plans for the Development as of 15 September 2023; and
2. are in general accordance with the outward appearance of the Development.


發展項目的認可人士已證明本立面圖所顯示的立面：

1. 以2023年9月15日的情況為準的發展項目的經批准的建築圖則為基礎擬備；及
2. 大致上與發展項目的外觀一致。

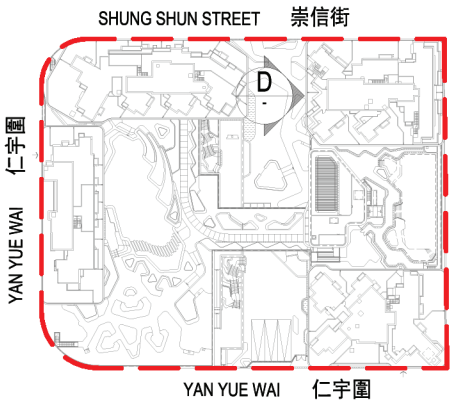
ELEVATION PLAN
立面圖

Tower1
第1座

Elevation Plan D
立面圖D



Key Plan
索引圖



The Authorized Person for the Development has certified that the elevations shown on this Elevation Plan:

1. are prepared on the basis of the approved building plans for the Development as of 15 September 2023; and
2. are in general accordance with the outward appearance of the Development.


發展項目的認可人士已證明本立面圖所顯示的立面：

1. 以2023年9月15日的情況為準的發展項目的經批准的建築圖則為基礎擬備；及
2. 大致上與發展項目的外觀一致。


ELEVATION PLAN
立面圖

Tower2
第2座

Elevation Plan B
立面圖B



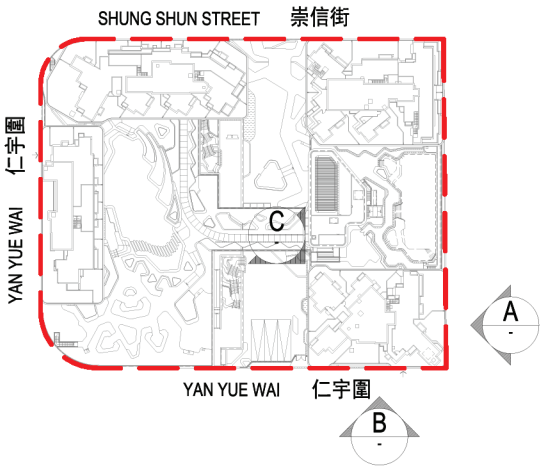
Elevation Plan A
立面圖A



Elevation Plan C
立面圖C



Key Plan
索引圖



The Authorized Person for the Development has certified that the elevations shown on this Elevation Plan:

1. are prepared on the basis of the approved building plans for the Development as of 15 September 2023; and
2. are in general accordance with the outward appearance of the Development.


發展項目的認可人士已證明本立面圖所顯示的立面：

1. 以2023年9月15日的情況為準的發展項目的經批准的建築圖則為基礎擬備；及
2. 大致上與發展項目的外觀一致。

ELEVATION PLAN
立面圖

Tower2
第2座

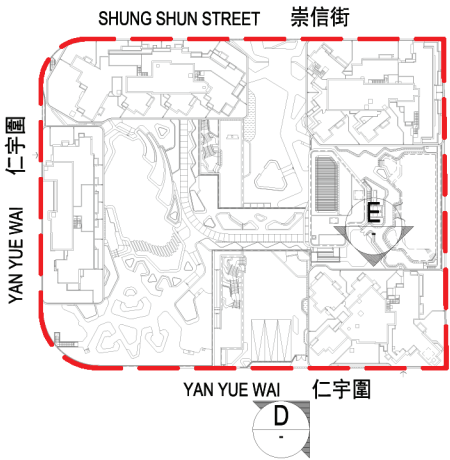
Elevation Plan D
立面圖D



Elevation Plan E
立面圖E



Key Plan
索引圖



The Authorized Person for the Development has certified that the elevations shown on this Elevation Plan:

1. are prepared on the basis of the approved building plans for the Development as of 15 September 2023; and
2. are in general accordance with the outward appearance of the Development.


發展項目的認可人士已證明本立面圖所顯示的立面：

1. 以2023年9月15日的情況為準的發展項目的經批准的建築圖則為基礎擬備；及
2. 大致上與發展項目的外觀一致。


ELEVATION PLAN
立面圖

Tower 3
第3座

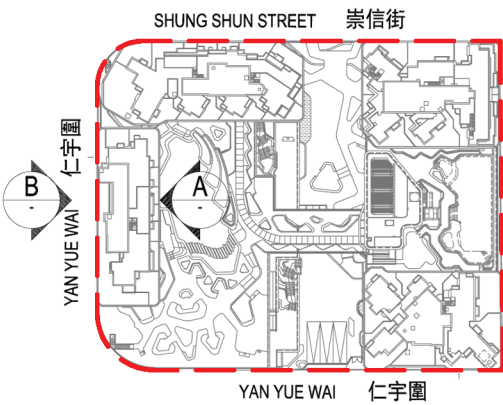
Elevation Plan A
立面圖A



Elevation Plan B
立面圖B



Key Plan
索引圖



The Authorized Person for the Development has certified that the elevations shown on this Elevation Plan:

1. are prepared on the basis of the approved building plans for the Development as of 15 September 2023; and
2. are in general accordance with the outward appearance of the Development.

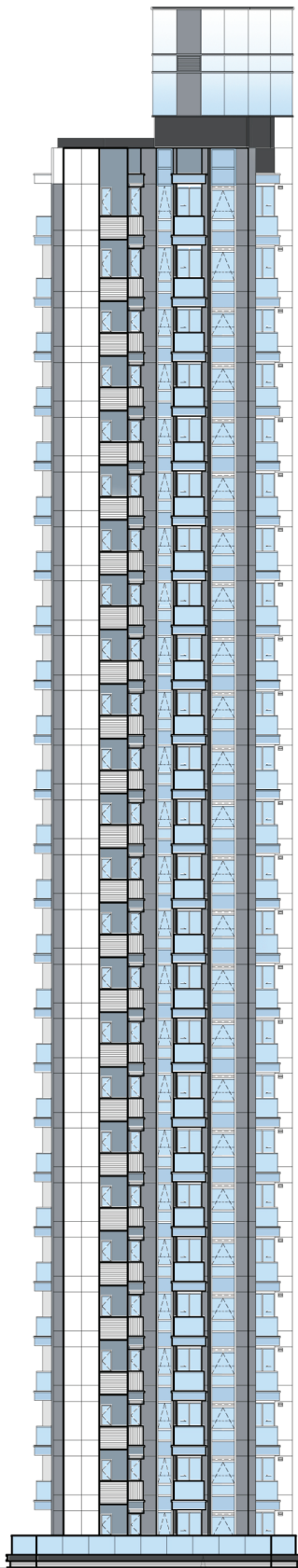
發展項目的認可人士已證明本立面圖所顯示的立面：

1. 以2023年9月15日的情況為準的發展項目的經批准的建築圖則為基礎擬備；及
2. 大致上與發展項目的外觀一致。

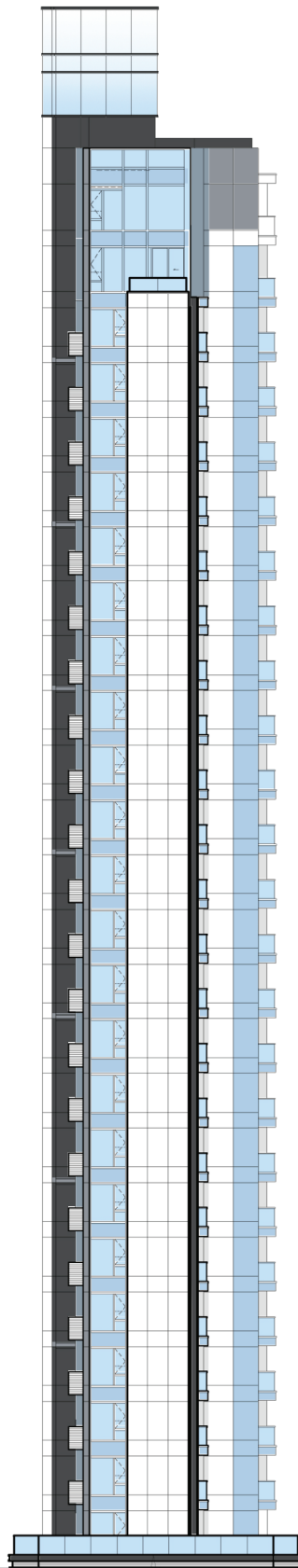
ELEVATION PLAN
立面圖

Tower 3
第3座

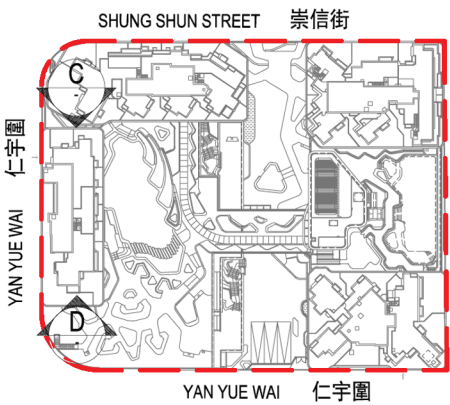
Elevation Plan C
立面圖C



Elevation Plan D
立面圖D



Key Plan
索引圖



The Authorized Person for the Development has certified that the elevations shown on this Elevation Plan:

1. are prepared on the basis of the approved building plans for the Development as of 15 September 2023; and
2. are in general accordance with the outward appearance of the Development.

發展項目的認可人士已證明本立面圖所顯示的立面：

1. 以2023年9月15日的情況為準的發展項目的經批准的建築圖則為基礎擬備；及
2. 大致上與發展項目的外觀一致。


ELEVATION PLAN
立面圖

Tower 5
第5座

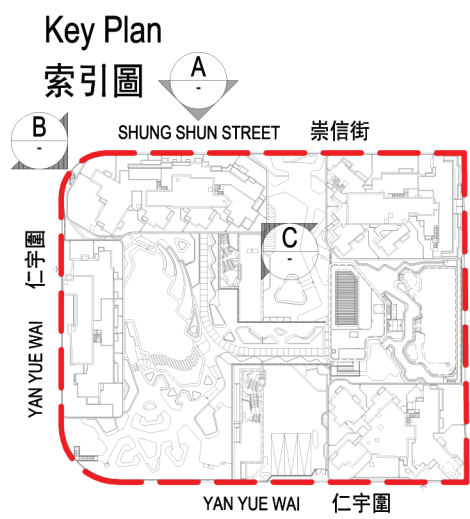
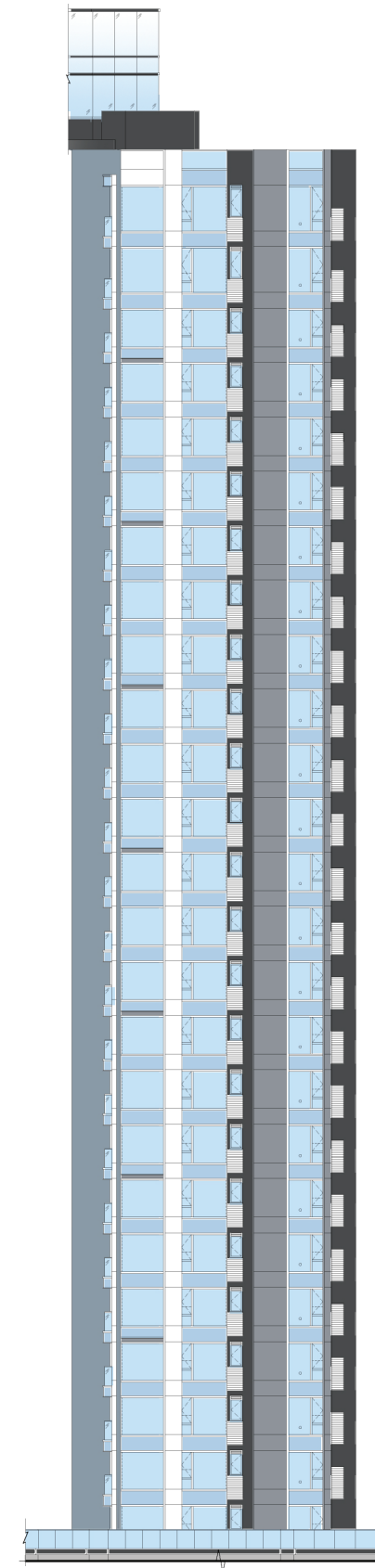
Elevation Plan C
立面圖 C



Elevation Plan A
立面圖 A



Elevation Plan B
立面圖 B



The Authorized Person for the Development has certified that the elevations shown on this Elevation Plan:


1. are prepared on the basis of the approved building plans for the Development as of 15 September 2023; and
2. are in general accordance with the outward appearance of the Development.

發展項目的認可人士已證明本立面圖所顯示的立面：

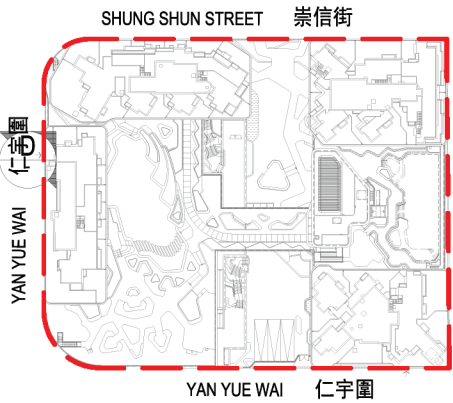
1. 以2023年9月15日的情況為準的發展項目的經批准的建築圖則為基礎擬備；及
2. 大致上與發展項目的外觀一致。

Tower 5
第5座

Elevation Plan D
立面圖D



Key Plan
索引圖



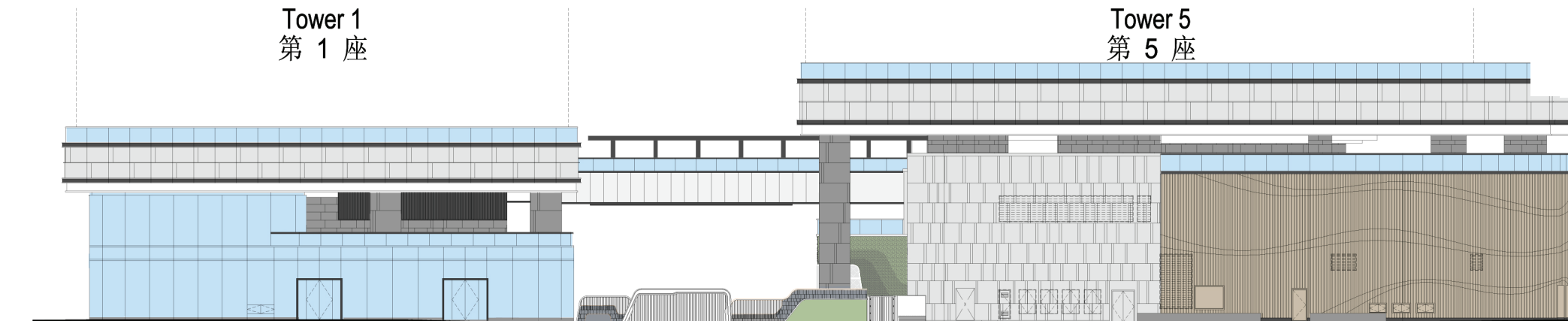
The Authorized Person for the Development has certified that the elevations shown on this Elevation Plan:

1. are prepared on the basis of the approved building plans for the Development as of 15 September 2023; and
2. are in general accordance with the outward appearance of the Development.

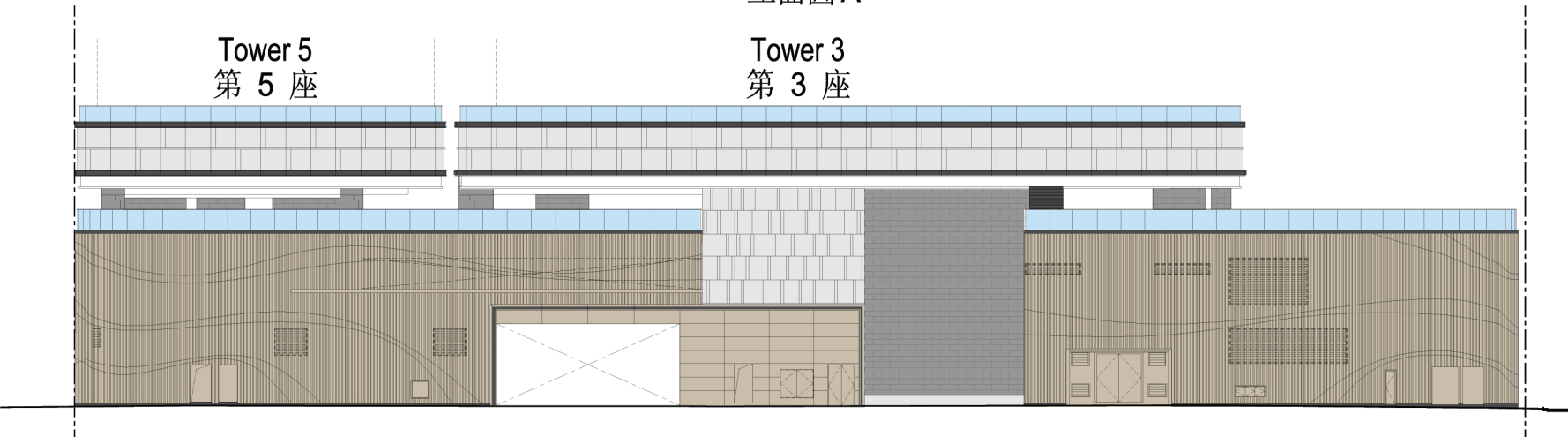
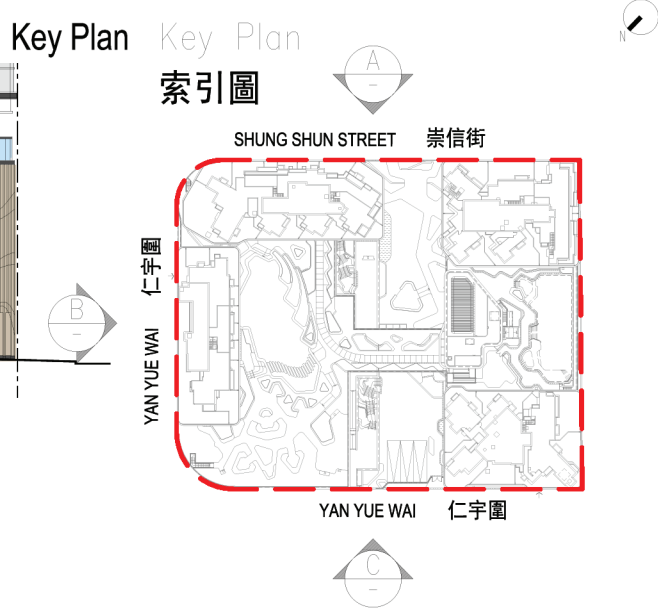
發展項目的認可人士已證明本立面圖所顯示的立面：

1. 以2023年9月15日的情況為準的發展項目的經批准的建築圖則為基礎擬備；及
2. 大致上與發展項目的外觀一致。

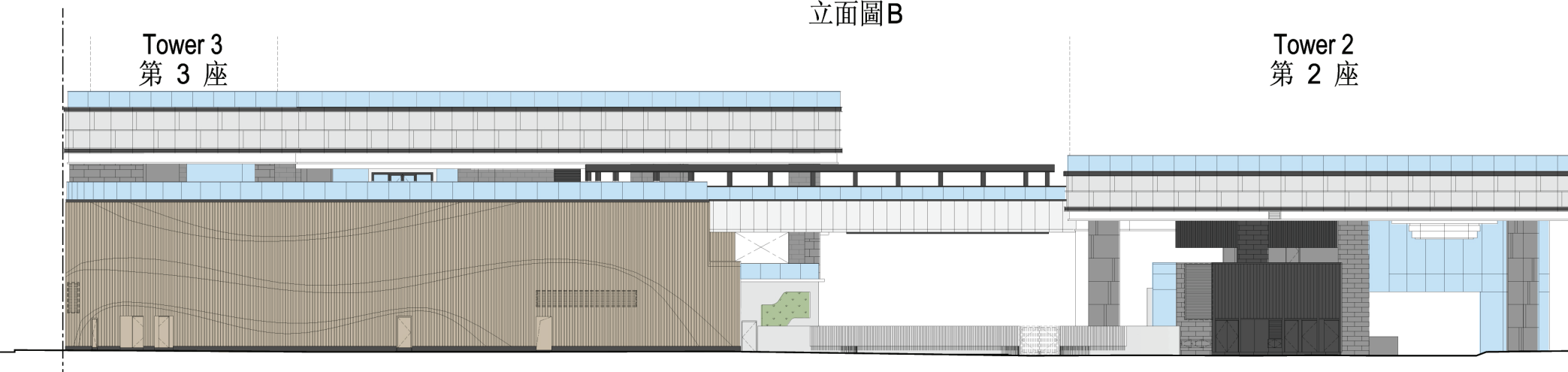
ELEVATION PLAN
立面圖



Elevation Plan A
立面圖 A



Elevation Plan B
立面圖 B



Elevation Plan C
立面圖 C

The Authorized Person for the Development has certified that the elevations shown on this Elevation Plan:

1. are prepared on the basis of the approved building plans for the Development as of 15 September 2023; and
2. are in general accordance with the outward appearance of the Development.

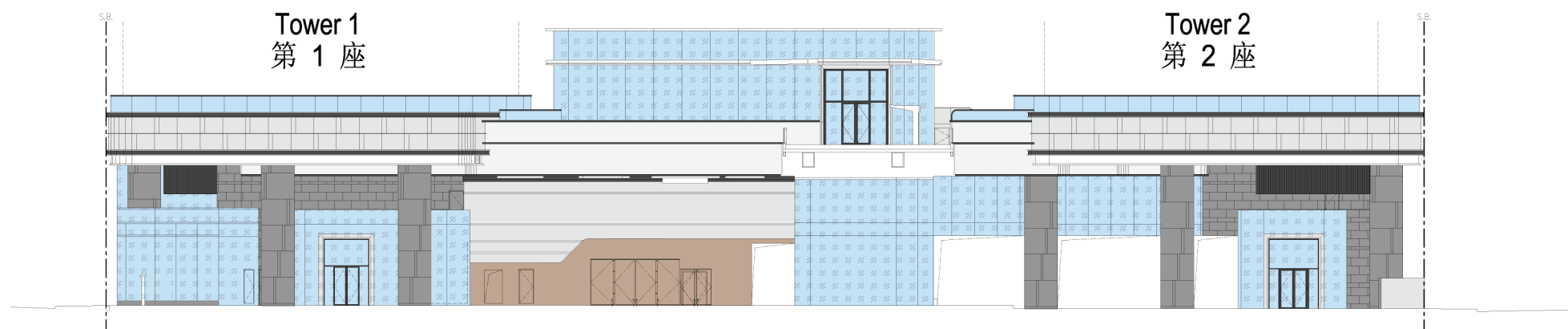
發展項目的認可人士已證明本立面圖所顯示的立面：

1. 以2023年9月15日的情況為準的發展項目的經批准的建築圖則為基礎擬備；及
2. 大致上與發展項目的外觀一致。

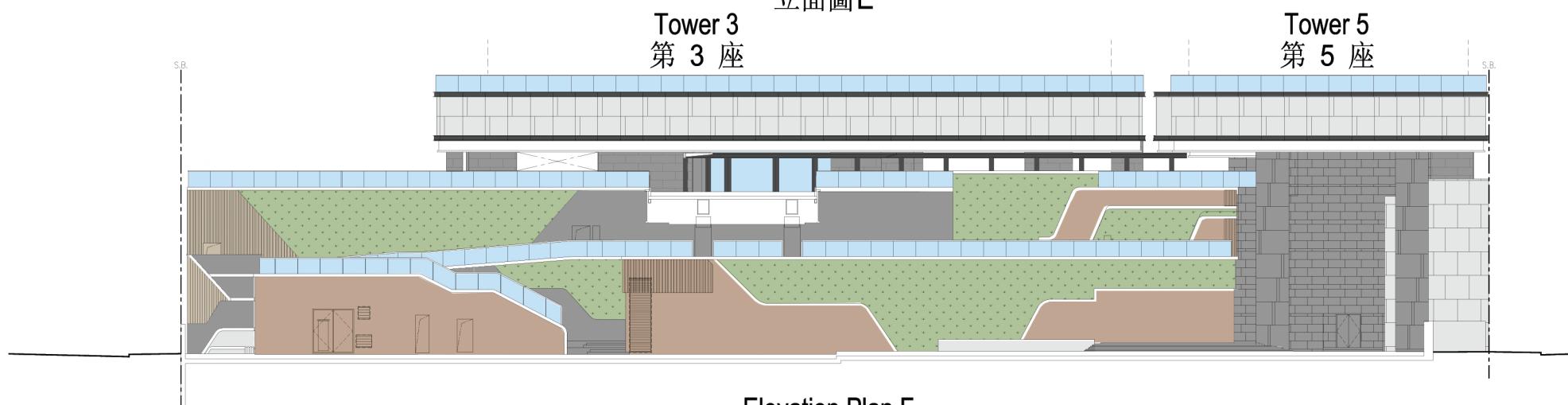
ELEVATION PLAN 立面圖



Elevation Plan D
立面圖D

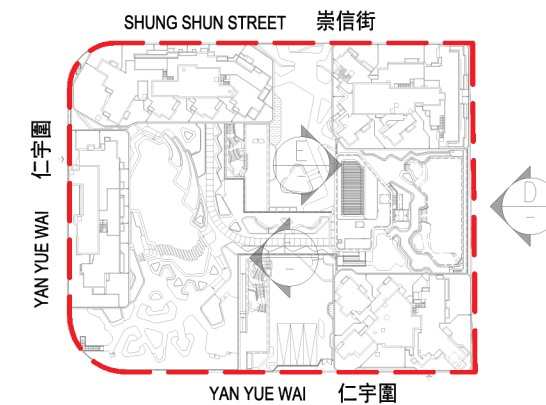


Elevation Plan E
立面圖E



Elevation Plan F
立面圖F

Key Plan
索引圖



The Authorized Person for the Development has certified that the elevations shown on this Elevation Plan:

1. are prepared on the basis of the approved building plans for the Development as of 15 September 2023; and
2. are in general accordance with the outward appearance of the Development.

發展項目的認可人士已證明本立面圖所顯示的立面：

1. 以2023年9月15日的情況為準的發展項目的經批准的建築圖則為基礎擬備；及
2. 大致上與發展項目的外觀一致。

INFORMATION ON COMMON FACILITIES IN THE DEVELOPMENT

發展項目中的公用設施的資料

		Covered 有蓋	Uncovered 無蓋	Total Area 總面積
Residents' clubhouse (including any recreational facilities for residents' use) 住客會所 (包括供住客使用的任何康樂設施)	sq.ft 平方呎	21,431	8,808	30,239
	sq.m 平方米	1,990.967	818.262	2,809.229
Communal garden or play area for residents' use on the roof, or on any floor between the roof and the lowest residential floor, of a building in the development (whether known as a communal sky garden or otherwise) 位於發展項目中的建築物的天台或在天台和最低一層住宅樓層之間的任何一層的、供住客使用的公用花園或遊樂地方 (不論是稱為公用空中花園或其他名稱)	sq.ft 平方呎	-	-	-
	sq.m 平方米			
Communal garden or play area for residents' use below the lowest residential floor of a building in the development (whether known as a covered and landscaped play area or otherwise) 位於發展項目中的建築物的最低一層住宅樓層以下的、供住客使用的公用花園或遊樂地方 (不論是稱為有蓋及園景的遊樂場或其他名稱)	sq.ft 平方呎	24,210	39,734	63,944
	sq.m 平方米	2,249.163	3,691.414	5,940.577

Note :
Areas in square feet are converted at a rate of 1 square metre to 10.764 square feet and all numbers are either rounded down or rounded up to the nearest integer, to the effect that if a number is not a whole number and the first digit after the decimal point does not exceed 4, then the area is rounded down to the nearest integer, but if the first digit after the decimal point is or exceeds 5, then the area is rounded up to nearest integer.

附註 :
以平方呎列出的面積均依據1平方米=10.764平方呎換算，並四捨五入至整數。

INSPECTION OF PLANS AND DEED OF MUTUAL COVENANT

閱覽圖則及公契

1. The address of the website on which copies of the Outline Zoning Plans relating to the Development is available at www.ozp.tpb.gov.hk
 2. (a) A copy of every deed of mutual covenant in respect of the specified residential property that has been executed is available for inspection at the place at which the specified residential properties are offered to be sold.
(b) The inspection is free of charge.
1. 備有關乎本發展項目的分區計劃大綱圖的文本供閱覽的互聯網網站的網址為www.ozp.tpb.gov.hk。
 2. (a) 指明住宅物業每一已簽立的公契的文本存放在指明住宅物業的售樓處，以供閱覽。
(b) 無須為閱覽付費。

1. Exterior Finishes

Items	Description			
(a) External Wall	Type of finishes	Curtain wall, window, metal louvre, aluminum cladding, glass cladding and external wall tiles		
(b) Window	Material of frame	Aluminum window frame.		
	Material of glass	Insulated-Glass-Unit (IGU) glass panels with low-E coating, single glazing with acid-etched finish and single glazing (if applicable)		
(c) Bay window	Material and window sill finishes.	Not applicable.		
(d) Planter	Type of finishes	Not applicable.		
(e) Verandah or Balcony	Type of finishes	Balcony		
		Floor	Curb	Wall
		Tiles	Tiles and aluminum claddings	Aluminum framed laminated tempered glass balustrade, tiles and aluminum claddings
		Aluminum ceiling		
		Verandah : Not applicable.		
	Whether it is covered	Balcony : All balconies are covered. Verandah : Not applicable.		
(f) Drying facilities for clothing	Type and material	Not applicable.		

Note :

1. 4/F, 13/F, 14/F and 24/F are omitted.

2. Tower 4 is omitted.

2. Interior Finishes

Items	Description
(a) Lobby	<p>Lift Lobby (Basement of Tower 1 ,2, 3 & 5) Wall is finished with glass panel, tile and acrylic diffuser where exposed. Floor is finished with natural stone, tile, stainless steel and stainless steel recessed skirting where exposed. Ceiling is fitted with false ceiling and finished with paint.</p> <p>Residential Lobby & Fireman’s Lift Lobby (G/F of Tower 1 & 2) Wall is finished with natural stone, timber veneer, stainless steel, glass panel and acrylic diffuser where exposed. Floor is finished with natural stone, stainless steel and stainless steel recessed skirting where exposed. Ceiling is fitted with false ceiling and finished with paint and timber veneer panel.</p>

2. Interior Finishes

Items	Description
(a) Lobby	<p>Fireman’s Lift Lobby (G/F of Tower 5) Wall is finished with glass panel, tile and acrylic diffuser where exposed. Floor is finished with natural stone, tile and stainless steel recessed skirting where exposed. Ceiling is fitted with false ceiling and finished with paint.</p> <p>Lift Lobby & Fireman’s Lift Lobby (2/F of Tower 3 & 5) Wall is finished with natural stone, timber veneer, stainless steel and vinyl, glass panel and acrylic diffuser where exposed. Floor is finished with natural stone, stainless steel and stainless steel recessed skirting where exposed. Ceiling is fitted with false ceiling and finished with paint and timber veneer panel.</p> <p>Typical Fireman’s Lift Lobby Wall is finished with timber veneer, stainless steel, glass panel, tile and acrylic diffuser where exposed. Floor is finished with natural stone, tile, stainless steel and stainless steel recessed skirting where exposed. Ceiling is fitted with false ceiling and finished with paint.</p> <p>Typical Private Lift Lobby (Tower 1) Wall is finished with stainless steel, glass panel, tile, wall covering and acrylic diffuser where exposed. Floor is finished with natural stone, tile, stainless steel and stainless steel recessed skirting where exposed. Ceiling is fitted with false ceiling and finished with paint</p> <p>Fireman’s Lift Lobby (23/F & 25/F of Tower 1, 25/F of Tower 2) Wall is finished with natural stone, timber veneer, stainless steel, glass panel and acrylic diffuser where exposed. Floor is finished with natural stone, tile, stainless steel and stainless steel recessed skirting where exposed. Ceiling is fitted with false ceiling and finished with paint.</p> <p>Fireman’s Lift Lobby (30/F - 31/F of Tower 3 & 5) Wall is finished with natural stone, timber veneer, stainless steel, glass panel and acrylic diffuser where exposed. Floor is finished with natural stone, tile, stainless steel and stainless steel recessed skirting where exposed. Ceiling is fitted with false ceiling and finished with paint.</p> <p>Shuttle Lift Lobby Wall is finished with natural stone, stainless steel and glass panel where exposed. Floor is finished with natural stone, stainless steel and stainless steel recessed skirting where exposed. Ceiling is fitted with false ceiling and finished with paint.</p>
(b) Internal Wall and Ceiling	Internal wall ,ceiling and gypsum board bulkhead of Living Room, Dining Room and Bedrooms are finished with emulsion paint where exposed.

FITTINGS, FINISHES AND APPLIANCES

裝置、裝修物料及設備

2. Interior Finishes

Items	Description		
(c) Internal Floor	Internal floor of Living Room, Dining Room and Bedroom are finished with engineered timber flooring with timber skirting. Natural stone border along edge of floor adjoining door to balcony.		
(d) Bathroom	(i) Bathroom (Tower 1 & 2) except those bathrooms mentioned in (d)(ii)		
	(ii) Tower 1	23/F & 25/F	Flat C & D
		25/F	Flat A
	Tower 2	25/F	Flat A
	Wall is finished with tile where exposed up to false ceiling. Floor is finished with tile where exposed. Ceiling is fitted with false ceiling and finished with paint.		
	(iii) Bathroom (Tower 3 & 5) except those bathrooms mentioned in (d)(iv)		
	(iv)	Tower 3	30/F - 31/F
		Tower 5	30/F - 31/F
			31/F
	Wall is finished with tile where exposed up to false ceiling. Floor is finished with tile where exposed. Ceiling is fitted with false ceiling and finished with paint.		
	(v) Bathroom (Tower 1 & 2) those bathrooms mentioned in (d)(vi) only		
	(vi)	Tower 1	23/F & 25/F
			25/F
	Tower 2	25/F	Flat A
	Wall is finished with natural stone and tile where exposed up to false ceiling. Floor is finished with natural stone where exposed. Ceiling is fitted with false ceiling and finished with paint .		
	(vii) Bathroom (Tower 3 & 5) those bathrooms mentioned in (d)(viii) only		
	(viii)	Tower 3	30/F - 31/F
		Tower 5	30/F - 31/F
			31/F
	Wall is finished with natural stone and tile where exposed up to false ceiling. Floor is finished with natural stone where exposed. Ceiling is fitted with false ceiling and finished with paint.		

Items	Description		
(d) Bathroom	Lavatory (LAV. & LAV. 1) Wall is finished with tile where exposed up to false ceiling. Floor is finished with tile where exposed. Ceiling is fitted with aluminum false ceiling.		
	Lavatory (LAV.2) Wall is finished with tile where exposed up to false ceiling. Floor is finished with natural stone where exposed. Ceiling is fitted with false ceiling and finished with paint.		
(e) Kitchen	(i) Kitchen (Tower 1 & 2) except those kitchens mentioned in (e)(ii)		
	(ii)	Tower 1	23/F & 25/F
			25/F
	Tower 2	25/F	Flat A
	Wall is finished with tile where exposed up to false ceiling. Floor is finished with tile where exposed. Ceiling is fitted with false ceiling and finished with paint. Cooking bench is finished with acrylic solid surface countertop.		
	(iii) Kitchen (Tower 3 & 5) except those kitchens mentioned in (e)(iv)		
	(iv)	Tower 3	3/F, 5/F - 12/F, 15/F - 23/F & 25/F - 29/F
			3/F, 5/F - 12/F & 15/F - 19/F
			30/F - 31/F
	Tower 5	3/F, 5/F - 12/F, 15/F - 23/F & 25/F - 29/F	Flat B, C, F, G, H & J
		30/F	Flat D & E
		30/F - 31/F	Flat A, B, H & J
		30/F	Flat G, H, J, K & L
		30/F - 31/F	Flat K & L
		31/F	Flat G
	Wall is finished with tile where exposed up to false ceiling. Floor is finished with tile where exposed. Ceiling is fitted with false ceiling and finished with paint. Cooking bench is finished with acrylic solid surface countertop.		

2. Interior Finishes

Items	Description		
(e) Kitchen	(v) Kitchen (Tower 3 & 5) those kitchens mentioned in (e)(vi) only		
	(vi) Tower 3	3/F, 5/F - 12/F, 15/F - 23/F & 25/F - 29/F	Flat B, C, F, G, H & J
		3/F, 5/F - 12/F & 15/F - 19/F	Flat D & E
		30/F-31/F	Flat H & J
	Tower 5	3/F, 5/F - 12/F, 15/F - 23/F & 25/F - 29/F	Flat G, H, J, K & L
		30/F	Flat K & L
	Wall is finished with glass panel where exposed up to false ceiling. Floor is finished with engineered timber flooring and tile. Ceiling is fitted with false ceiling and finished with paint. Cooking bench is finished with acrylic solid surface countertop.		
	(vii) Kitchen (Tower 1 & 2) those kitchens mentioned in (e)(viii) only		
	(viii) Tower 1	23/F & 25/F	Flat C & D
		25/F	Flat A
	Tower 2	25/F	Flat A
	Wall is finished with tile where exposed up to false ceiling. Floor is finished with tile where exposed. Ceiling is fitted with false ceiling and finished with paint. Cooking bench is finished with artificial stone countertop.		
	(ix) Kitchen (Tower 3 & 5) those kitchens mentioned in (e)(x) only		
	(x) Tower 3	30/F - 31/F	Flat A & B
		30/F - 31/F	Flat G
	Tower 5	31/F	Flat A
	Wall is finished with tile where exposed up to false ceiling. Floor is finished with tile where exposed. Ceiling is fitted with false ceiling and finished with paint. Cooking bench is finished with artificial stone countertop.		

3. Interior Fitting

Items	Description
(a) Door	Entrance Door Timber veneered finished solid core fire rated timber door fitted with door hinge, door closer, door viewer, door stopper, acoustic and smoke door seal, lockset.
	Bedroom Door (Master Bedroom, Bedroom 1, Bedroom 2 & Bedroom 3) Timber veneered finished hollow core timber door fitted with door hinge, door stopper, lockset and handle.
	Bathroom Door (Swing door when provided) (Master Bathroom, Bathroom, Bathroom 1 & Bathroom 2) Timber veneered finished hollow core timber door fitted with door hinge, door stopper, lockset and handle, and fitted with louvre if there is no window in the Bathroom.

3. Interior Fitting

Items	Description
(a) Door	Bathroom Door (Sliding door when provided) (Master Bathroom, Bathroom, Bathroom 1 & Bathroom 2) Timber veneered finished hollow core timber door fitted with hanging sliding door track and lockset, and fitted with louvre if there is no window in the Bathroom.
	Kitchen Door Timber veneered finished solid core fire rated timber door fitted with glass panel fitted in stainless steel frame, door hinge, door closer, door stopper, acoustic and smoke door seal and handle.
	Store Door (STORE, STORE 1 & STORE 2) Timber veneered finished hollow core timber door fitted with louvre*, door hinge, door stopper, lockset and handle.
	Lavatory Door (LAV. & LAV. 1) Aluminum framed folding glass door in powder coating fitted with louvre, lockset and handle.
	Lavatory Door (LAV. 2) (Swing door when provided) Timber veneered finished hollow core timber door fitted with louvre, door hinge, door stopper, lockset and handle.
	Lavatory Door (LAV.2) (Sliding door when provided) Timber veneered finished hollow core timber door fitted with hanging sliding door track and lockset.
	Balcony Door Fluorocarbon coated aluminum frame with glass panel door fitted with lockset and handle.
	Utility Platform Door Fluorocarbon coated aluminum frame with glass panel door fitted with lockset and handle.
	Flat Roof Door Fluorocarbon coated aluminum frame with glass panel door fitted with lockset and handle.
	Roof Door Fluorocarbon coated aluminum frame with glass panel door fitted with lockset and handle.

* not applicable to the stores of the following Flats:

Tower 2	2/F, 3/F, 5/F - 12/F, 15/F - 23/F	Flat B, C, D & E
	25/F	Flat A, C & D
Tower 3	19/F - 23/F, 25/F - 29/F	Flat D
	30/F	Flat B
Tower 5	3/F, 5/F - 12/F, 15/F - 23/F, 25/F - 29/F	Flat A
	30/F	Flat A

FITTINGS, FINISHES AND APPLIANCES

裝置、裝修物料及設備

3. Interior Fitting

Items	Description
(b) Bathroom / LAV.	<p>All Bathroom (Tower 1 & 2) (except shower cubicle when provided) Fitted with plastic laminate hanging cabinet with mirror, stainless steel, acrylic diffuser and LED light strip. Timber veneered low cabinet with natural stone countertop, laminated glass with stainless steel and sanitary wares and fittings include enamelled steel bathtub (1500mmL x 700mmW x 410mmH), chrome plated bath mixer, chrome plated hand shower, vitreous china water closet, vitreous china basin, chrome plated basin mixer, chrome plated towel rack and stainless steel paper roll holder. Robe hook is provided when swing door is provided.</p> <p>All Bathroom (Tower 1 & 2) (except bathtub when provided) Fitted with plastic laminate hanging cabinet with mirror, stainless steel, acrylic diffuser and LED light strip. Timber veneered low cabinet with natural stone countertop, laminated glass with stainless steel and sanitary wares and fittings include shower cubicle, chrome plated shower set, vitreous china water closet, vitreous china basin, chrome plated basin mixer and stainless steel paper roll holder. Robe hook is provided when swing door is provided.</p> <p>All Bathroom (Tower 1 & 2) (bathtub and shower cubicle when provided) Fitted with plastic laminate hanging cabinet with mirror, stainless steel, acrylic diffuser and LED light strip. Timber veneered low cabinet with natural stone countertop, laminated glass with stainless steel and sanitary wares and fittings include enamelled steel bathtub (1500mmL x 700mmW x 410mmH), or artificial stone bathtub (1700mmL x 808mmW x 539mmH, for Flat B of Tower 1 and Flat A on 25/F of Tower 1 only) chrome plated bath mixer, chrome plated hand shower, shower cubicle, chrome plated shower set, vitreous china water closet, vitreous china basin, chrome plated basin mixer, chrome plated towel rack and stainless steel paper roll holder. Robe hook is provided when swing door is provided.</p> <p>All Bathroom (Tower 3 & 5) (except shower cubicle when provided) Fitted with plastic laminate hanging cabinet with mirror, stainless steel, acrylic diffuser and LED light strip. Timber veneered low cabinet with stainless steel, artificial stone countertop by molding and sanitary wares and fittings include enamelled steel bathtub (1500mmL x 700mmW x 410mmH), chrome plated bath mixer, chrome plated hand shower, vitreous china water closet, chrome plated basin mixer, chrome plated towel rack and stainless steel paper roll holder. Robe hook is provided when swing door is provided.</p> <p>All Bathroom (Tower 3 & 5) (except bathtub when provided) Fitted with plastic laminate hanging cabinet with mirror, stainless steel, acrylic diffuser and LED light strip. Timber veneered low cabinet with stainless steel, artificial stone countertop by molding and sanitary wares and fittings include shower cubicle, chrome plated shower set, vitreous china water closet, chrome plated basin mixer, chrome plated towel rail and stainless steel paper roll holder. Robe hook is provided when swing door is provided.</p> <p>All Bathroom (Tower 3 & 5) (bathtub and shower cubicle when provided) Fitted with plastic laminate hanging cabinet with mirror, stainless steel, acrylic diffuser and LED light strip. Timber veneered low cabinet with stainless steel, artificial stone countertop by molding and sanitary wares and fittings include enamelled steel bathtub (1500mmL x 700mmW x 410mmH), chrome plated bath mixer, chrome plated hand shower, shower cubicle, chrome plated shower set, vitreous china water closet, chrome plated basin mixer, chrome plated towel rack and stainless steel paper roll holder. Robe hook is provided when swing door is provided.</p>

Items	Description																
(b) Bathroom / LAV.	<p>Lavatory (LAV. & LAV.1) Sanitary wares and fittings include vitreous china water closet, vitreous china basin, chrome plated basin mixer with hand shower, stainless steel paper roll holder and mirror.</p> <p>Lavatory (Tower 1 & 2 LAV.2) Fitted with plastic laminate hanging cabinet with mirror, stainless steel, acrylic diffuser and LED light strip. Timber veneered low cabinet with natural stone countertop and sanitary wares and fittings include vitreous china water closet, vitreous china basin, chrome plated basin mixer and stainless steel paper roll holder. Robe hook is provided when swing door is provided.</p> <p>Lavatory (Tower 3 & 5 LAV.2) Fitted with plastic laminate hanging cabinet with mirror, stainless steel, acrylic diffuser and LED light strip. Timber veneered low cabinet with stainless steel, artificial stone countertop by molding and sanitary wares and fittings include vitreous china water closet, chrome plated basin mixer, chrome plated towel rack and stainless steel paper roll holder. Robe hook is provided when swing door is provided.</p> <p>See “Water supply” below for type and material of water supply system.</p>																
(c) Kitchen	<p>Fitted with wooden kitchen cabinet finished with plastic laminate and high gloss lacquer paint; fitted with acrylic solid surface countertop, stainless steel sink and chrome plated sink mixer (except the kitchens mentioned in (c)(i) and (c)(ii) below).</p> <p>(i) Kitchens in the following Flats:</p> <table><tr><td rowspan="2">Tower 1</td><td>23/F & 25/F</td><td>Flat C & D</td></tr><tr><td>25/F</td><td>Flat A</td></tr><tr><td>Tower 2</td><td>25/F</td><td>Flat A</td></tr></table> <p>Fitted with wooden kitchen cabinet finished with metal and wood veneer; fitted with artificial stone countertop, stainless steel sink and chrome plated sink mixer.</p> <p>(ii) Kitchens in the following Flats:</p> <table><tr><td>Tower 3</td><td>30/F - 31/F</td><td>Flat A & B</td></tr><tr><td rowspan="2">Tower 5</td><td>30/F - 31/F</td><td>Flat G</td></tr><tr><td>31/F</td><td>Flat A</td></tr></table> <p>Fitted with wooden kitchen cabinet finished with wood veneer and tile; fitted with artificial stone countertop, stainless steel sink and chrome plated sink mixer.</p> <p>Conceal type sprinkler head / Sidewall sprinkler head and addressable smoke detector with sounder base are provided for the Open Kitchen.</p> <p>See “Water supply” below for material of water supply system.</p>	Tower 1	23/F & 25/F	Flat C & D	25/F	Flat A	Tower 2	25/F	Flat A	Tower 3	30/F - 31/F	Flat A & B	Tower 5	30/F - 31/F	Flat G	31/F	Flat A
Tower 1	23/F & 25/F		Flat C & D														
	25/F	Flat A															
Tower 2	25/F	Flat A															
Tower 3	30/F - 31/F	Flat A & B															
Tower 5	30/F - 31/F	Flat G															
	31/F	Flat A															
(d) Bedroom	Not Applicable.																
(e) Telephone	<p>Telephone outlets are provided.</p> <p>For the location and number of connection points, please refer to “Schedule of Mechanical & Electrical Provisions of Residential Units”.</p>																

3. Interior Fitting

Items	Description
(f) Aerials	TV/FM outlets are provided. For the location and number of connection points, please refer to “Schedule of Mechanical & Electrical Provisions of Residential Units”.
(g) Electrical installations	Three phase electricity supply with miniature circuit breakers distribution board are provided for units as below: <u>Tower 1</u> Flat A of 2/F-3/F, 5/F-12/F,15-23/F,25/F Flat B of 2/F-3/F, 5/F-12/F,15-23/F Flat C, D of 23/F-25/F <u>Tower 2</u> Flat A of 2/F-3/F, 5/F-12/F,15-23/F,25/F <u>Tower 3</u> Flat A of 30/F-31/F Flat B of 3/F, 5/F-12/F, 15/F-23/F, 25/F-29/F, 30/F-31/F Flat C of 3/F, 5/F-12/F, 15/F-23/F, 25/F-29/F Flat D, E of 3/F, 5/F-12/F, 15/F-18/F Flat F of 3/F, 5/F-12/F, 15/F-23/F, 25/F-29/F Flat H, J of 3/F, 5/F-12/F, 15/F-23/F, 25/F-29/F, 30/F-31/F <u>Tower 5</u> Flat A of 31/F Flat G of 30/F-31/F Flat H, J of 3/F, 5/F-12/F, 15/F-23/F, 25/F-29/F Flat K, L of 3/F, 5/F-12/F, 15/F-23/F, 25/F-29/F, 30/F Single phase electricity supply with miniature circuit breakers distribution board are provided for other residential units. All conduits are concealed within concrete walls except those inside or enclosed by block wall, false ceiling and bulkhead. For the location and number of power points and air-conditioner points, please refer to “Schedule of Mechanical & Electrical Provisions of Residential Units”.
(h) Gas supply	Town gas supply pipes are provided and connected to gas hob and gas water heater. For the location and system of gas supply, please refer to “Schedule of Mechanical & Electrical Provisions of Residential Units”.
(i) Washing machine Connection Point	Water inlet connection point of a design of 22mm and drain outlet connection point of a design of 50mm in diameter are provided for washing machine. For the location and design of washing machine connection point, please refer to “Schedule of Mechanical & Electrical Provisions of Residential Units”.
(j) Water supply	Copper pipes to BS EN 1057, with plastic cover, for both hot and cold water are provided. uPVC pipes are used for flushing water system. Water pipes are partly concealed in concrete and partly exposed and placed in false ceiling, cabinets, and bulkheads. Hot water supply is available.

4. Miscellaneous

Items	Description				
(a) Lift	<u>Residential Tower</u> 13 nos. of “SCHINDLER” lifts are provided. Floors served by tower lifts:				
	Block Name	Lift No.		Model No.	Floors Served
	Tower 1	L1	Passenger Lift	5400AP - MMR	B/F, G/F, 2/F-3/F, 5/F-12/F, 15/F-23/F, 25/F
		L2	Passenger Lift	5400AP - MMR	B/F, G/F, 2/F-3/F, 5/F-12/F, 15/F-23/F
		L3	Fireman and accessible lift	5400AP - MMR	B/F, G/F, 2/F-3/F, 5/F-12/F, 15/F-23/F, 25/F
		L4	Passenger Lift	5400AP - MMR	B/F, G/F, 2/F-3/F, 5/F-12/F, 15/F-23/F, 25/F
	Tower 2	L5	Fireman and accessible lift	5400AP - MMR	B/F, G/F, 2/F-3/F, 5/F-12/F, 15/F-23/F, 25/F
		L6, L7	Passenger Lift	5400AP - MMR	B/F, G/F, 2/F-3/F, 5/F-12/F, 15/F-23/F, 25/F
	Tower 3	L8, L9	Passenger Lift	5400AP - MMR	2/F-3/F, 5/F-12/F, 15/F-23/F, 25/F-31/F
		L10	Fireman and accessible lift	5400AP - MMR	B/F, G/F, 2/F-3/F, 5/F-12/F, 15/F-23/F, 25/F-31/F
	Tower 5	L11, L12	Passenger Lift	5400AP - MMR	2/F-3/F, 5/F-12/F, 15/F-23/F, 25/F-31/F
		L13	Fireman and accessible lift	5400AP - MMR	B/F, G/F, 2/F-3/F, 5/F-12/F, 15/F-23/F, 25/F-31/F

4. Miscellaneous

Items	Description																
(a) Lift	<u>Podium</u> 4 nos. of “SCHINDLER” lifts are provided. Floors served by podium lift:																
	<table><tr><th colspan="2">Lift No.</th><th>Model No.</th><th>Floors Served</th></tr><tr><td>L14</td><td>Fireman and accessible lift</td><td>5500MRL</td><td>B/F, G/F, 1/F-2/F</td></tr><tr><td>L16, L17</td><td>Passenger Lift</td><td>5500MRL</td><td>G/F, 1/F-2/F</td></tr><tr><td>L18</td><td>Fireman and accessible lift</td><td>5500MRL</td><td>G/F, 1/F-2/F</td></tr></table>	Lift No.		Model No.	Floors Served	L14	Fireman and accessible lift	5500MRL	B/F, G/F, 1/F-2/F	L16, L17	Passenger Lift	5500MRL	G/F, 1/F-2/F	L18	Fireman and accessible lift	5500MRL	G/F, 1/F-2/F
	Lift No.		Model No.	Floors Served													
	L14	Fireman and accessible lift	5500MRL	B/F, G/F, 1/F-2/F													
	L16, L17	Passenger Lift	5500MRL	G/F, 1/F-2/F													
	L18	Fireman and accessible lift	5500MRL	G/F, 1/F-2/F													
	<u>Public Vehicle Park</u> 1 no. of “SCHINDLER” lift is provided. Floors served by public vehicle park (PVP) lift:																
<table><tr><th colspan="2">Lift No.</th><th>Model No.</th><th>Floors Served</th></tr><tr><td>L15</td><td>Fireman and accessible lift</td><td>5500MRL</td><td>G/F, 1/F</td></tr></table>	Lift No.		Model No.	Floors Served	L15	Fireman and accessible lift	5500MRL	G/F, 1/F									
Lift No.		Model No.	Floors Served														
L15	Fireman and accessible lift	5500MRL	G/F, 1/F														
(b) Letter Box	Metal letter box is provided for each unit.																
(c) Refuse collection	Refuse Storage and Material Recovery Room is provided on each residential floor of Tower 1, 2, 3, 5 (except Roof). Refuse Storage and Material Recovery Chamber is provided on G/F for collection and removal of refuse by cleaners.																
(d) Water meter, electricity meter and gas meter	Separate water and electricity meters for individual residential unit are provided in water meter cabinet and electrical meter room respectively on each residential floor.																
	Separate gas meter is provided in the kitchen or utility platform of individual residential property where gas supply is provided.																

5. Security facilities

Description
CCTV cameras are provided at entrances of the development, main entrance lobbies of each residential tower, landscape area, clubhouse, carpark, basement lift lobbies and lift cars and connected to the office accommodation for watchman and caretaker. Each residential unit is equipped with a home automation pad adjacent to main entrance door. Smart card readers for access control are provided at entrances of the development, main entrance lobbies, carpark lift lobbies, clubhouse entrance and inside lift car.

6. Appliances

Description
For brand names and model numbers of appliances, please refer to “Appliances Schedule” below.

The Vendor hereby undertakes that if lifts or appliances of the specified brand name or model numbers as stated respectively in item 4(a) and 6 are not installed in the Development, lifts or appliances of comparable quality will be installed.

FITTINGS, FINISHES AND APPLIANCES

裝置、裝修物料及設備

1. 外部裝修物料

細項	描述			
(a) 外牆	裝修物料的類型	幕牆，窗，金屬百葉窗，鋁板，玻璃裝飾板及外牆瓦。		
(b) 窗	框的用料	鋁質窗框。		
	玻璃的用料	雙層中空玻璃配低輻射鍍膜，單片酸蝕玻璃及單片清玻璃(如適用)。		
(c) 窗台	用料及窗台板的裝修物料	不適用。		
(d) 花槽	裝修物料的類型	不適用。		
(e) 陽台或露台	裝修物料的類型	露台		
		地板	路緣	牆壁
		磚	磚及鋁板	鋁框夾層強化玻璃欄杆，瓦及鋁板
		陽台：不適用。		
	是否有蓋	露台：所有露台有蓋。 陽台：不適用。		
(f) 乾衣設施	類型及用料	不適用。		

備註：

- 不設4樓、13樓、14樓及24樓。
- 不設第4座。

2. 室內裝修物料

細項	描述
(a) 大堂	<p>升降機大堂 (第1座、第2座、第3座及第5座地庫) 牆身外露部份鋪砌玻璃面板、瓷磚及濾光膠片。 地台外露部份鋪砌天然石材、瓷磚、不銹鋼裝飾及不銹鋼凹入式牆腳線。 天花裝設假天花並髹上油漆。</p> <p>入口升降機大堂及消防員升降機大堂(第1座及第2座首層) 牆身外露部分鋪砌天然石材、木皮裝飾面板、不銹鋼裝飾、玻璃面板及濾光膠片。 地台外露部分鋪砌天然石材、不銹鋼裝飾及不銹鋼凹入式牆腳線。 天花裝設假天花並髹上油漆及木皮裝飾面板。</p>

2. 室內裝修物料

細項	描述
(a) 大堂	<p>消防員升降機大堂(第5座首層) 牆身外露部份鋪砌玻璃面板、瓷磚及濾光膠片。 地台外露部份鋪砌天然石材、瓷磚及不銹鋼凹入式牆腳線。 天花裝設假天花並髹上油漆。</p> <p>升降機大堂及消防員升降機大堂(第3座及第5座2樓) 牆身外露部分鋪砌天然石材、木皮裝飾面板、不銹鋼裝飾、人造皮革裝飾、玻璃面板及濾光膠片。 地台外露部分鋪砌天然石材、不銹鋼裝飾及不銹鋼凹入式牆腳線。 天花裝設假天花並髹上油漆及木皮裝飾面板。</p> <p>消防員升降機大堂(第1座、第2座、第3座及第5座標準層) 牆身外露部份鋪砌木皮裝飾面板、不銹鋼裝飾、玻璃面板、瓷磚及濾光膠片。 地台外露部份鋪砌天然石材、瓷磚、不銹鋼裝飾及不銹鋼凹入式牆腳線。 天花裝設假天花並髹上油漆。</p> <p>私人升降機大堂 (第1座標準層) 牆身外露部份鋪砌不銹鋼裝飾、玻璃面板、瓷磚、牆紙及濾光膠片。 地台外露部份鋪砌天然石材、瓷磚、不銹鋼裝飾及不銹鋼凹入式牆腳線。 天花裝設假天花並髹上油漆。</p> <p>消防員升降機大堂(第1座23及25樓、第2座25樓) 牆身外露部份鋪砌天然石材、木皮裝飾面板、不銹鋼裝飾、玻璃面板及濾光膠片。 地台外露部份鋪砌天然石材、瓷磚、不銹鋼裝飾及不銹鋼凹入式牆腳線。 天花裝設假天花並髹上油漆。</p> <p>消防員升降機大堂(第3座及第5座30樓至31樓) 牆身外露部份鋪砌天然石材、木皮裝飾面板、不銹鋼裝飾、玻璃面板及濾光膠片。 地台外露部份鋪砌天然石材、瓷磚、不銹鋼裝飾及不銹鋼凹入式牆腳線。 天花裝設假天花並髹上油漆。</p> <p>穿梭升降機大堂 牆身外露部分鋪砌天然石材、不銹鋼裝飾及玻璃面板。 地台外露部分鋪砌天然石材、不銹鋼裝飾及不銹鋼凹入式牆腳線。 天花裝設假天花並髹上油漆。</p>
(b) 內牆及天花板	客廳、飯廳及睡房內牆身，天花外露部份及石膏板假樑均髹上乳膠漆。
(c) 內部地板	客廳、飯廳及睡房均鋪砌複合木地板連木牆腳線。 通往露台門之內部地板圍邊部分鋪砌天然石材。

FITTINGS, FINISHES AND APPLIANCES

裝置、裝修物料及設備

2. 室內裝修物料

細項	描述		
(d) 浴室	(i) 浴室(第1座及第2座)(於(d)(ii)提及的單位除外)		
	(ii)	第1座	23樓及25樓 單位C及D
			25樓 單位A
		第2座	25樓 單位A
	牆身外露部份鋪砌瓷磚至假天花。 地台外露部份鋪砌瓷磚。 天花裝設假天花並髹上油漆。		
	(iii) 浴室(第3座及第5座)(於(d)(iv)提及的單位除外)		
	(iv)	第3座	30樓至31樓 單位A及B
		第5座	30樓至31樓 單位G
			31樓 單位A
	牆身外露部份鋪砌瓷磚至假天花。 地台外露部份鋪砌瓷磚。 天花裝設假天花並髹上油漆。		
	(v) 浴室(第1座及第2座)(僅限於(d)(vi)提及的單位)		
	(vi)	第1座	23樓及25樓 單位C及D
			25樓 單位A
		第2座	25樓 單位A
	牆身外露部份鋪砌天然石材及瓷磚至假天花。 地台外露部份鋪砌天然石材。 天花裝設假天花，並髹上油漆。		
	(vii) 浴室(第3座及第5座)(僅限於(d)(viii)提及的單位)		
	(viii)	第3座	30樓至31樓 單位A及B
		第5座	30樓至31樓 單位G
			31樓 單位A
	牆身外露部份鋪砌天然石材及瓷磚至假天花。 地台外露部份鋪砌天然石材。 天花裝設假天花，並髹上油漆。		

細項	描述		
(d) 浴室	洗手間(洗手間及洗手間1) 牆身外露部份鋪砌瓷磚至假天花。 地台外露部份鋪砌瓷磚。 天花裝設鋁質假天花。 洗手間(洗手間2) 牆身外露部份鋪砌瓷磚至假天花。 地台外露部份鋪砌天然石材。 天花裝設假天花並髹上油漆。		
(e) 廚房	(i) 廚房(第1座及第2座)(於(e)(ii)提及的單位除外)		
	(ii)	第1座	23樓及25樓 單位C及D
			25樓 單位A
		第2座	25樓 單位A
	牆身外露部份鋪砌瓷磚至假天花。 地台外露部份鋪砌瓷磚。 天花裝設假天花及髹上油漆。 灶台面採用亞加力實心檯面。		
	(iii) 廚房(第3座及第5座)(於(e)(iv)提及的單位除外)		
	(iv)	第3座	3樓、5樓至12樓、15樓至23樓、25樓至29樓 單位B、C、F、G、H及J
			3樓、5樓至12樓、15樓至19樓 單位D及E
			30樓至31樓 單位A、B、H及J
		第5座	3樓、5樓至12樓、15樓至23樓、25樓至29樓 單位G、H、J、K及L
			30樓 單位K及L
			30樓至31樓 單位G
			31樓 單位A
	牆身外露部份鋪砌瓷磚至假天花。 地台外露部份鋪砌瓷磚。 天花裝設假天花及髹上油漆。 灶台面採用亞加力實心檯面。		

FITTINGS, FINISHES AND APPLIANCES

裝置、裝修物料及設備

2. 室內裝修物料

細項	描述		
(e) 廚房	(v) 廚房(第3座及第5座)(僅限於(e)(vi)提及的單位)		
	(vi) 第3座	3樓、5樓至12樓、15樓至23樓、25樓至29樓	單位B、C、F、G、H及J
		3樓、5樓至12樓、15樓至19樓	單位D及E
		30樓至31樓	單位H及J
	第5座	3樓、5樓至12樓、15樓至23樓、25樓至29樓	單位G、H、J、K及L
		30樓	單位K及L
	牆身外露部份鋪砌玻璃面板至假天花。 地台外露部份鋪砌複合木地板及瓷磚。 天花裝設假天花及髹上油漆。 灶台面採用加力實心檯面。		
	(vii) 廚房(第1座及第2座)(僅限於(e)(viii)提及的單位)		
	(viii) 第1座	23樓及25樓	單位C及D
		25樓	單位A
	第2座	25樓	單位A
(e) 廚房	牆身外露部份鋪砌瓷磚至假天花。 地台外露部份鋪砌瓷磚。 天花外露部份裝設假天花及髹上油漆。 灶台面採用人造石檯面。		
	(ix) 廚房(第3座及第5座)(僅限於(e)(x)提及的單位)		
	(x) 第3座	30樓至31樓	單位A及B
		30樓至31樓	單位G
		31樓	單位A
	牆身外露部份鋪砌瓷磚至假天花。 地台外露部份鋪砌瓷磚。 天花裝設假天花及髹上油漆。 灶台面採用人造石檯面。		

3. 室內裝置

細項	描述
(a) 門	住宅單位大門 實心防火木門配木皮飾面，裝妥門鉸、氣鼓、防盜眼、門擋、防煙及隔音條及門鎖。
	睡房門(主人睡房、睡房1、睡房2及睡房3) 空心木門配木皮飾面，裝妥門鉸、門擋、門鎖及手柄。
	浴室掩門(如設有)(主人浴室、浴室、浴室1及浴室2) 空心木門配木皮飾面，裝妥門鉸、門擋、門鎖及手柄，如浴室無窗戶亦裝妥百葉。
	浴室趟門(如設有)(主人浴室、浴室、浴室1及浴室2) 空心木趟門配木皮飾面，裝妥趟門吊路軌及門鎖，如浴室無窗戶亦裝妥百葉。
	廚房門 實心防火木門配木皮飾面，門身鑲有玻璃配不銹鋼框，裝妥門鉸、氣鼓、門擋、防煙及隔音條及手柄。
	儲物室門(儲物室、儲物室1及儲物室2) 空心木門配木皮飾面，裝妥百葉*、門鉸、門擋、門鎖及手柄。
	洗手間門(洗手間及洗手間1) 粉末噴塗鋁質框玻璃摺門，裝妥百葉、門鎖及手柄。
	洗手間掩門(洗手間2) 空心木門配木皮飾面，裝妥百葉、門鉸、門擋、門鎖及手柄。
	洗手間趟門(洗手間2) 空心木趟門配木皮飾面，裝妥趟門吊路軌及門鎖。
	露台門 氟碳塗層鋁框配玻璃門，裝妥門鎖及手柄。
	工作平台門 氟碳塗層鋁框配玻璃門，裝妥門鎖及手柄。
	平台門 氟碳塗層鋁框配玻璃門，裝妥門鎖及手柄。
	天台門 氟碳塗層鋁框配玻璃門，裝妥門鎖及手柄。

* 不適用於以下單位儲物室：

第2座	2樓、3樓、5樓至12樓、15樓至23樓	單位B、C、D及E
	25樓	單位A、C及D
第3座	19樓至23樓、25樓至29樓	單位D
	30樓	單位B
第5座	3樓、5樓至12樓、15樓至23樓、25樓至29樓	單位A
	30樓	單位A

FITTINGS, FINISHES AND APPLIANCES

裝置、裝修物料及設備

3. 室內裝置

細項	描述
(b) 浴室 / 洗手間	<p>所有浴室(第1座及第2座)(提供淋浴間的浴室除外)</p> <p>膠板吊櫃裝設鏡飾面、不銹鋼裝飾、發光二極管及亞加力濾光片。木皮飾面地櫃配天然石檯面、玻璃裝飾及不銹鋼裝飾。潔具包括鋼瓷釉浴缸(1500毫米長x700毫米闊x410毫米高)、鍍鉻浴缸水龍頭配花灑套裝、搪瓷坐廁、搪瓷洗手盆、鍍鉻洗手盆水龍頭、鍍鉻毛巾架及不銹鋼廁紙架。衣鉤只裝設於浴室掩門。</p> <p>所有浴室(第1座及第2座)(提供浴缸的浴室除外)</p> <p>膠板吊櫃裝設鏡飾面、不銹鋼裝飾、發光二極管及亞加力濾光片。木皮飾面地櫃配天然石檯面、玻璃裝飾及不銹鋼裝飾。潔具包括淋浴間、鍍鉻淋浴花灑套裝、搪瓷坐廁、搪瓷洗手盆、鍍鉻洗手盆水龍頭及不銹鋼廁紙架。衣鉤只裝設於浴室掩門。</p> <p>所有浴室(第1座及第2座) (提供淋浴間及浴缸的浴室)</p> <p>膠板吊櫃裝設鏡飾面、不銹鋼裝飾、發光二極管及亞加力濾光片。木皮飾面地櫃配天然石檯面、玻璃裝飾及不銹鋼裝飾。潔具包括鋼瓷釉浴缸(1500毫米長x700毫米闊x410毫米高)或人造石浴缸(1700毫米長x808毫米闊x539毫米高，只適用於第1座B單位及第1座25樓A單位)、鍍鉻浴缸水龍頭配花灑套裝、淋浴間、鍍鉻淋浴花灑套裝、搪瓷坐廁、搪瓷洗手盆、鍍鉻洗手盆水龍頭、鍍鉻毛巾架及不銹鋼廁紙架。衣鉤只裝設於浴室掩門。</p> <p>所有浴室(第3座及第5座) (提供淋浴間的浴室除外)</p> <p>膠板吊櫃裝設鏡飾面、不銹鋼裝飾、發光二極管及亞加力濾光片。木皮飾面地櫃配鋁質合成石檯面及不銹鋼裝飾。潔具包括鋼瓷釉浴缸(1500毫米長x700毫米闊x410毫米高)、鍍鉻浴缸水龍頭配花灑套裝、搪瓷坐廁、鍍鉻洗手盆水龍頭、鍍鉻毛巾架及不銹鋼廁紙架。衣鉤只裝設於浴室掩門。</p> <p>所有浴室(第3座及第5座)(提供浴缸的浴室除外)</p> <p>膠板吊櫃裝設鏡飾面、不銹鋼裝飾、發光二極管及亞加力濾光片。木皮飾面地櫃配鋁質合成石檯面及不銹鋼裝飾。潔具包括淋浴間、鍍鉻淋浴花灑套裝、搪瓷坐廁、鍍鉻洗手盆水龍頭、鍍鉻毛巾架及不銹鋼廁紙架。衣鉤只裝設於浴室掩門。</p> <p>所有浴室(第3座及第5座)(提供淋浴間及浴缸的浴室)</p> <p>膠板吊櫃裝設鏡飾面、不銹鋼裝飾、發光二極管及亞加力濾光片。木皮飾面地櫃配鋁質合成石檯面及不銹鋼裝飾。潔具包括鋼瓷釉浴缸(1500毫米長x700毫米闊x410毫米高)、鍍鉻浴缸水龍頭配花灑套裝、淋浴間、鍍鉻淋浴花灑套裝、搪瓷坐廁、鍍鉻洗手盆水龍頭、鍍鉻毛巾架及不銹鋼廁紙架。衣鉤只裝設於浴室掩門。</p> <p>所有洗手間 (洗手間及洗手間1)</p> <p>裝設鏡、搪瓷坐廁、搪瓷洗手盆、鍍鉻洗手盆水龍頭配手提式花灑套裝及不銹鋼廁紙架。</p> <p>所有洗手間(第1座及第2座洗手間2)</p> <p>膠板吊櫃裝設鏡飾面、不銹鋼裝飾、發光二極管及亞加力濾光片。木皮飾面地櫃配天然石檯面。潔具包括搪瓷坐廁、搪瓷洗手盆、鍍鉻洗手盆水龍頭及不銹鋼廁紙架。衣鉤只裝設於浴室掩門。</p>

細項	描述																
(b) 浴室 / 洗手間	<p>所有洗手間(第3座及第5座洗手間2)</p> <p>膠板吊櫃裝設鏡飾面、不銹鋼裝飾、發光二極管及亞加力濾光片。木皮飾面地櫃配鋁質合成石檯面。潔具包括搪瓷坐廁、鍍鉻洗手盆水龍頭、鍍鉻毛巾架及不銹鋼廁紙架。衣鉤只裝設於浴室掩門。</p> <p>供水系統的類型及用料見下文「供水」一欄。</p>																
(c) 廚房	<p>裝設木製櫥櫃連膠板飾面及高光噴漆飾面；裝設亞加力實心檯面、不銹鋼洗滌盆及鍍鉻冷熱水龍頭(下文(c)(i)和(c)(ii)提及的廚房除外)。</p> <p>(i) 以下單位中的廚房：</p> <table><tr><td rowspan="2">第1座</td><td>23樓及25樓</td><td>單位C及D</td></tr><tr><td>25樓</td><td>單位A</td></tr><tr><td>第2座</td><td>25樓</td><td>單位A</td></tr></table> <p>裝設木製櫥櫃連金屬飾面及木皮飾面；裝設人造石檯面、不銹鋼洗滌盆及鍍鉻冷熱水龍頭。</p> <p>(ii) 以下單位中的廚房：</p> <table><tr><td>第3座</td><td>30樓至31樓</td><td>單位A及B</td></tr><tr><td rowspan="2">第5座</td><td>30樓至31樓</td><td>單位G</td></tr><tr><td>31樓</td><td>單位A</td></tr></table> <p>裝設木製櫥櫃連木皮飾面及瓷磚飾面；裝設人造石檯面、不銹鋼洗滌盆及鍍鉻冷熱水龍頭。</p> <p>所有開放式廚房提供隱藏式或側壁消防花灑頭及煙霧探測器連發聲底座。</p> <p>供水系統的用料見下文「供水」一欄。</p>	第1座	23樓及25樓	單位C及D	25樓	單位A	第2座	25樓	單位A	第3座	30樓至31樓	單位A及B	第5座	30樓至31樓	單位G	31樓	單位A
第1座	23樓及25樓		單位C及D														
	25樓	單位A															
第2座	25樓	單位A															
第3座	30樓至31樓	單位A及B															
第5座	30樓至31樓	單位G															
	31樓	單位A															
(d) 睡房	不適用。																
(e) 電話	<p>設有電話接駁點。</p> <p>有關接駁點之位置及數量，請參考「住宅單位機電裝置數量說明表」。</p>																
(f) 天線	<p>設有電視及電台天線插座。</p> <p>有關接駁點之位置及數量，請參考「住宅單位機電裝置數量說明表」。</p>																

FITTINGS, FINISHES AND APPLIANCES

裝置、裝修物料及設備

3. 室內裝置

細項	描述
(g) 電力裝置	<p>下述列單位提供三相電力配電箱並裝置有漏電斷路器：</p> <p><u>第一座</u> 2至3樓、5至12樓、15至23樓及25樓A單位 2至3樓、5至12樓、15至23樓B單位 23至25樓C及D單位</p> <p><u>第二座</u> 2至3樓、5至12樓、15至23樓及25樓A單位</p> <p><u>第三座</u> 30至31樓A單位 3樓、5至12樓、15至23樓、25至29樓及30至31樓B單位 3樓、5至12樓、15至23樓及25至29樓C單位 3樓、5至12樓、15至18樓D及E單位 3樓、5至12樓、15至23樓及25至29樓F單位 3樓、5至12樓、15至23樓、25至29樓及30至31樓H及J單位</p> <p><u>第五座</u> 31樓A單位 30至31樓G單位 3樓、5至12樓、15至23樓及25至29樓H及J單位 3樓、5至12樓、15至23樓、25至29樓及30樓K及L單位</p> <p>其他住宅單位提供單相配電箱並裝置有漏電斷路器。 除置於磚牆、假天花及假陣內或被磚牆、假天花及假陣掩蓋之導管為外露外，所有導管均隱藏於混凝土內。</p> <p>有關供電附件、電插座及空調機接駁點之位置及數量，請參考「住宅單位機電裝置數量說明表」。</p>
(h) 氣體供應	<p>煤氣喉接駁煤氣煮食爐及煤氣熱水爐。</p> <p>有關氣體供應之系統及位置，請參考「住宅單位機電裝置數量說明表」。</p>
(i) 洗衣機接駁點	<p>設有洗衣機來水接駁喉位（其設計為直徑22毫米）及去水接駁喉位（其設計為直徑50毫米）。</p> <p>有關洗衣機接駁點之位置及設計，請參考「住宅單位機電裝置數量說明表」。</p>
(j) 供水	<p>冷熱水供水系統採用包膠銅喉管(BS EN 1057)。沖水系統採用灰膠喉管。</p> <p>水管部份隱藏於混凝土及部份安裝於假天花、櫃內及假天花內。</p> <p>有熱水供應。</p>

4. 雜項

細項	描述				
(a) 升降機	大廈 設有13 部「迅達」牌升降機 大廈升降機到達的樓層				
	大廈名稱	升降機編號		型號	升降機服務之樓層
	第一座	L1	客用升降機	5400AP - M MR	地庫、地下、2至3樓、5至12樓、15至23樓及25樓
		L2	客用升降機	5400AP - M MR	地庫、地下、2至3樓、5至12樓及15至23樓
		L3	消防及無障礙升降機	5400AP - M MR	地庫、地下、2至3樓、5至12樓、15至23樓及25樓
		L4	客用升降機	5400AP - M MR	地庫、地下、2至3樓、5至12樓、15至23樓及25樓
	第二座	L5	消防及無障礙升降機	5400AP - M MR	地庫、地下、2至3樓、5至12樓、15至23樓及25樓
		L6, L7	客用升降機	5400AP - M MR	地庫、地下、2至3樓、5至12樓、15至23樓及25樓
	第三座	L8, L9	客用升降機	5400AP - M MR	2 至 3 樓、5 至 12 樓、15至23樓及25至31樓
		L10	消防及無障礙升降機	5400AP - M MR	地庫、地下、2至3樓、5至12樓、15至23樓及25至31樓
	第五座	L11, L12	客用升降機	5400AP - M MR	2 至 3 樓、5 至 12 樓、15至23樓及25至31樓
		L13	消防及無障礙升降機	5400AP - M MR	地庫、地下、2至3樓、5至12樓、15至23樓及25至31樓

FITTINGS, FINISHES AND APPLIANCES

裝置、裝修物料及設備

4. 雜項

細項	描述																
(a) 升降機	平台 設有4部「迅達」牌升降機 平台升降機到達的樓層																
	<table><tr><th colspan="2">升降機編號</th><th>型號</th><th>升降機服務之樓層</th></tr><tr><td>L14</td><td>消防及無障礙升降機</td><td>5500MRL</td><td>地庫、地下、1至2樓</td></tr><tr><td>L16，L17</td><td>客用升降機</td><td>5500MRL</td><td>地下、1至2樓</td></tr><tr><td>L18</td><td>消防及無障礙升降機</td><td>5500MRL</td><td>地下、1至2樓</td></tr></table>	升降機編號		型號	升降機服務之樓層	L14	消防及無障礙升降機	5500MRL	地庫、地下、1至2樓	L16，L17	客用升降機	5500MRL	地下、1至2樓	L18	消防及無障礙升降機	5500MRL	地下、1至2樓
	升降機編號		型號	升降機服務之樓層													
	L14	消防及無障礙升降機	5500MRL	地庫、地下、1至2樓													
	L16，L17	客用升降機	5500MRL	地下、1至2樓													
	L18	消防及無障礙升降機	5500MRL	地下、1至2樓													
	公共停車場 設有1部「迅達」牌升降機 公共停車場升降機到達的樓層																
<table><tr><th colspan="2">升降機編號</th><th>型號</th><th>升降機服務之樓層</th></tr><tr><td>L15</td><td>消防及無障礙升降機</td><td>5500MRL</td><td>地下及1樓</td></tr></table>	升降機編號		型號	升降機服務之樓層	L15	消防及無障礙升降機	5500MRL	地下及1樓									
升降機編號		型號	升降機服務之樓層														
L15	消防及無障礙升降機	5500MRL	地下及1樓														
(b) 信箱	各單位配有金屬信箱。																
(c) 垃圾收集	垃圾及物料回收室位於第1座、第2座、第3座、第5座每層住宅樓層(天台除外)。垃圾及物料回收房設於地下樓層。垃圾由清潔工人收集及運走。																
(d) 水錶、電錶及氣體錶	每戶住宅單位之獨立水錶及獨立電錶均安裝於大廈每層住宅樓層之水錶箱及電錶房內。 住宅單位設有氣體供應之廚房內或工作平台上提供獨立煤氣錶。																

5. 保安設施

描述
發展項目之入口、每座入口大堂、園景區、會所、停車場、地庫升降機大堂及升降機內均裝設閉路電視接駁到保安人員辦事處。每個住宅單位大門旁均裝設家居智能控制器。 發展項口之入口，住宅入口大堂，停車場升降機大堂，會所入口及升降機內均裝有智能卡讀卡器。

6. 設備

描述
設備的品牌名稱及產品型號，請參閱「設備說明表」。

賣方承諾，如發展項目中沒有安裝分別於第4(a)及6項指明的品牌名稱或產品型號的升降機或設備，便會安裝品質相若的升降機或設備。

FITTINGS, FINISHES AND APPLIANCES

裝置、裝修物料及設備

Appliances Schedule
設備說明表

Location 位置	Appliances 設備	Brand Name 品牌	Model No. 產品型號	TOWER 1 第1座								
				2/F-3/F, 5/F-12/F, 15/F-22/F, 23/F (except Flat C & D), 25/F (except Flat A, C & D) 2樓至3樓、5樓至12樓及15樓至22樓、 23樓(單位C及D除外)、25樓(單位A、C及D除外)						23/F & 25/F 23樓及25樓		25/F 25樓
				A	B	C	D	E	F	C	D	A
Kitchen / Open Kitchen / Store Room 廚房 / 開放式廚房 / 儲物室	Wok-burner Gas hob 炒鑊氣體煮食爐	V-ZUG 瑞族	GAS311GKBZ	✓	✓	-	-	-	-	✓	✓	✓
		De Dietrich	DPG7389B	-	-	✓	✓	✓	✓	-	-	-
	2-burner Gas hob 雙頭炒鑊氣體煮食爐	V-ZUG 瑞族	GAS321GKBZ	✓	✓	-	-	-	-	✓	✓	✓
		De Dietrich	DPG7341B	-	-	✓	✓	✓	✓	-	-	-
	Induction Hob 電磁爐	V-ZUG 瑞族	CTI4T32MMSD	-	-	-	-	-	-	-	✓	✓
			GK26TIMSZ	✓	✓	-	-	-	-	-	-	-
	Cooker Hood 抽油煙機	V-ZUG 瑞族	DWPQ12Lg	✓	✓	-	-	-	-	-	✓	✓
		De Dietrich	DHT7156X	-	-	✓	✓	✓	✓	✓	-	-
	Combination Steam Oven 蒸焗爐	V-ZUG 瑞族	CS6T645CCHG	-	-	-	-	-	-	✓	✓	✓
			CSTXSL60g	✓	✓	-	-	-	-	-	-	-
		De Dietrich	DKR7580X	-	-	✓	✓	✓	✓	-	-	-

- Notes:
- The symbol ‘✓’ as shown in the above table denotes “Provided”.
 - The symbol ‘-’ as shown in the above table denotes “Not Provided”.
 - The vendor undertakes that if appliances of the specified brand name or model number are not installed in the Development, appliances of comparable quality will be installed.

- 備註：
- 上表“✓”代表「提供」。
 - 上表“-”代表「不提供」。
 - 賣方承諾如發展項目中沒有安裝指明的品牌名稱或產品型號的設備，便會安裝品質相若的設備。

FITTINGS, FINISHES AND APPLIANCES

裝置、裝修物料及設備

Appliances Schedule
設備說明表

Location 位置	Appliances 設備	Brand Name 品牌	Model No. 產品型號	TOWER 1 第1座								
				2/F-3/F, 5/F-12/F, 15/F-22/F, 23/F (except Flat C & D), 25/F (except Flat A, C & D) 2樓至3樓、5樓至12樓及15樓至22樓、 23樓(單位C及D除外)、25樓(單位A、C及D除外)						23/F & 25/F 23樓及25樓		25/F 25樓
				A	B	C	D	E	F	C	D	A
Kitchen / Open Kitchen / Store Room 廚房 / 開放式廚房 / 儲物室	Refrigerator 雪櫃	LIEBHERR	SBSes 8486	✓	✓	-	-	-	-	-	✓	✓
		V-ZUG 瑞族	CCOI178NBTH4VI	-	-	-	-	-	-	✓	-	-
		De Dietrich	DRP1905JE	-	-	✓	✓	✓	✓	-	-	-
	Washer Dryer 洗衣乾衣機	V-ZUG 瑞族	WAKANCS	✓	✓	-	-	-	-	✓	✓	✓
		De Dietrich	DLZ8285U	-	-	✓	✓	✓	✓	-	-	-
	Dish Washer 洗碗碟機	V-ZUG 瑞族	Adora V2000	✓	✓	-	-	-	-	-	✓	✓

Notes:

1. The symbol ‘✓’ as shown in the above table denotes “Provided”.
2. The symbol ‘-’ as shown in the above table denotes “Not Provided”.
3. The vendor undertakes that if appliances of the specified brand name or model number are not installed in the Development, appliances of comparable quality will be installed.

備註：

1. 上表“✓”代表「提供」。
2. 上表“-”代表「不提供」。
3. 賣方承諾如發展項目中沒有安裝指明的品牌名稱或產品型號的設備，便會安裝品質相若的設備。

FITTINGS, FINISHES AND APPLIANCES

裝置、裝修物料及設備

Appliances Schedule
設備說明表

Location 位置	Appliances 設備	Brand Name 品牌	Model No. 產品型號	TOWER 2 第2座					
				2/F - 3/F, 5/F - 12/F, 15/F - 23/F, 25/F (except Flat A) 2樓至3樓、5樓至12樓及15樓至23樓、25樓(單位A除外)					25/F 25樓
				A	B	C	D	E	A
Kitchen / Open Kitchen / Store Room 廚房 / 開放式廚房 / 儲物室	Wok-burner Gas hob 炒鑊氣體煮食爐	V-ZUG 瑞族	GAS311GKBZ	✓	✓	-	-	-	✓
		De Dietrich	DPG7389B	-	-	✓	✓	✓	-
	2-burner Gas hob 雙頭炒鑊氣體煮食爐	V-ZUG 瑞族	GAS321GKBZ	✓	✓	-	-	-	✓
		De Dietrich	DPG7341B	-	-	✓	✓	✓	-
	Induction Hob 電磁爐	V-ZUG 瑞族	CTI4T32MMSD	-	-	-	-	-	✓
			GK26TIMSZ	✓	✓	-	-	-	-
	Cooker Hood 抽油煙機	V-ZUG 瑞族	DWPQ12Lg	✓	✓	-	-	-	✓
		De Dietrich	DHT7156X	-	-	✓	✓	✓	-
	Combination Steam Oven 蒸焗爐	V-ZUG 瑞族	CS6T645CCHG	-	-	-	-	-	✓
			CSTXSL60g	✓	✓	-	-	-	-
		De Dietrich	DKR7580X	-	-	✓	✓	✓	-
	Refrigerator 雪櫃	LIEBHERR	SBSes 8486	-	-	-	-	-	✓
		V-ZUG 瑞族	CCOI178NBTH-4VI	✓	✓	-	-	-	-
		De Dietrich	DRP1905JE	-	-	✓	✓	✓	-
	Washer Dryer 洗衣乾衣機	V-ZUG 瑞族	WAKANCS	✓	✓	-	-	-	✓
		De Dietrich	DLZ8285U	-	-	✓	✓	✓	-
	Dish Washer 洗碗碟機	V-ZUG 瑞族	Adora V2000	-	-	-	-	-	✓

- Notes:
- The symbol ‘✓’ as shown in the above table denotes “Provided”.
 - The symbol ‘-’ as shown in the above table denotes “Not Provided”.
 - The vendor undertakes that if appliances of the specified brand name or model number are not installed in the Development, appliances of comparable quality will be installed.

- 備註：
- 上表“✓”代表「提供」。
 - 上表“-”代表「不提供」。
 - 賣方承諾如發展項目中沒有安裝指明的品牌名稱或產品型號的設備，便會安裝品質相若的設備。

FITTINGS, FINISHES AND APPLIANCES

裝置、裝修物料及設備

Appliances Schedule
設備說明表

Location 位置	Appliances 設備	Brand Name 品牌	Model No. 產品型號	TOWER 3 第3座													
				3/F, 5/F - 12/F, 15/F - 23/F, 25F - 29/F , 30/F - 31/F (except Flat A, B & C) 3樓、5樓至12樓、15樓至23樓、25樓至29樓、 30樓至31樓(單位A、B及C除外)							3/F, 5/F - 12/F, 15/F - 18/F 3樓、5樓至 12樓、15 樓至18樓		19/F - 23/F, 25/F - 29/F 19樓至 23樓、25樓 至29樓		30/F & 31/F 30樓及31樓		30/F - 31/F 30樓至31樓
				A	B	C	F	G	H	J	D	E	D	A	B	C	
Kitchen / Open Kitchen / Store Room 廚房 / 開放式廚房 / 儲物室	Wok-burner Gas hob 炒鑊氣體煮食爐	V-ZUG 瑞族	GAS311GKBZ	-	-	-	-	-	-	-	-	-	-	✓	✓	✓	
		De Dietrich	DPG7389B	✓	-	-	-	-	-	-	-	-	✓	-	-	-	
	2-burner Gas hob 雙頭炒鑊氣體煮食爐	V-ZUG 瑞族	GAS321GKBZ	-	-	-	-	-	-	-	-	-	-	✓	✓	✓	
		De Dietrich	DPG7341B	✓	-	-	-	-	-	-	-	-	✓	-	-	-	
	Induction Hob 電磁爐	V-ZUG 瑞族	CTI4T32MMSD	-	-	-	-	-	-	-	-	-	-	✓	✓	✓	
		De Dietrich	DPI7360X	-	-	✓	✓	-	✓	✓	✓	✓	-	-	-	-	
		De Dietrich	DPI7572X	-	✓	-	-	✓	-	-	-	-	-	-	-	-	
	Cooker Hood 抽油煙機	V-ZUG 瑞族	DWPQ12Lg	-	-	-	-	-	-	-	-	-	-	✓	✓	✓	
		De Dietrich	DHT7156X	✓	✓	✓	✓	✓	✓	✓	✓	✓	✓	-	-	-	
	Combination Steam Oven 蒸焗爐	V-ZUG 瑞族	CS6T645CCHG	-	-	-	-	-	-	-	-	-	-	✓	✓	✓	
		De Dietrich	DKR7580X	✓	✓	-	-	✓	-	-	-	-	✓	-	-	-	

Notes:

- The symbol ‘✓’ as shown in the above table denotes “Provided”.
- The symbol ‘-’ as shown in the above table denotes “Not Provided”.
- The vendor undertakes that if appliances of the specified brand name or model number are not installed in the Development, appliances of comparable quality will be installed.

備註：

- 上表“✓”代表「提供」。
- 上表“-”代表「不提供」。
- 賣方承諾如發展項目中沒有安裝指明的品牌名稱或產品型號的設備，便會安裝品質相若的設備。

FITTINGS, FINISHES AND APPLIANCES

裝置、裝修物料及設備

Appliances Schedule
設備說明表

Location 位置	Appliances 設備	Brand Name 品牌	Model No. 產品型號	TOWER 3 第3座														
				3/F, 5/F - 12/F, 15/F - 23/F, 25F - 29/F , 30/F - 31/F (except Flat A, B & C) 3樓、5樓至12樓、15樓至23樓、25樓至29樓、 30樓至31樓(單位A、B及C除外)							3/F, 5/F - 12/F, 15/F - 18/F 3樓、5樓至 12樓、15 樓至18樓		19/F - 23/F, 25/F - 29/F 19樓至 23樓、25樓 至29樓		30/F & 31/F 30樓及31樓		30/F - 31/F 30樓至31樓	
				A	B	C	F	G	H	J	D	E	D	A	B	C		
Kitchen / Open Kitchen / Store Room / LIV. / DIN. 廚房 / 開放式廚房 / 儲物室 / 客廳 / 飯廳	Microwave Oven 微波爐	De Dietrich	DME1507X	-	-	✓	✓	-	✓	✓	✓	✓	-	-	-	-		
	Refrigerator 雪櫃	LIEBHERR	SBSes 8486	-	-	-	-	-	-	-	-	-	-	✓	✓	✓		
		De Dietrich	DRP1905JE	✓	✓	-	-	✓	-	-	-	-	✓	-	-	-		
		De Dietrich	DRS2022J	-	-	✓	✓	-	✓	✓	✓	✓	-	-	-	-		
	Washer Dryer 洗衣乾衣機	V-ZUG 瑞族	WAKANCS	-	-	-	-	-	-	-	-	-	-	✓	✓	✓		
		De Dietrich	DLZ8285U	✓	✓	✓	✓	✓	✓	✓	✓	✓	✓	-	-	-		
	Dish Washer 洗碗碟機	V-ZUG 瑞族	Adora V2000	-	-	-	-	-	-	-	-	-	-	✓	✓	-		

- Notes:
- The symbol ‘✓’ as shown in the above table denotes “Provided”.
 - The symbol ‘-’ as shown in the above table denotes “Not Provided”.
 - The vendor undertakes that if appliances of the specified brand name or model number are not installed in the Development, appliances of comparable quality will be installed.

- 備註：
- 上表“✓”代表「提供」。
 - 上表“-”代表「不提供」。
 - 賣方承諾如發展項目中沒有安裝指明的品牌名稱或產品型號的設備，便會安裝品質相若的設備。

FITTINGS, FINISHES AND APPLIANCES

裝置、裝修物料及設備

Appliances Schedule
設備說明表

Location 位置	Appliances 設備	Brand Name 品牌	Model No. 產品型號	TOWER 5 第5座													30/F & 31/F 30樓及 31樓	31/F 31樓
				3/F, 5/F - 12/F, 15/F - 23/F, 25F - 31/F (except Flat G on 30/F & 31/F and Flat A on 31/F) 3樓、5樓至12樓、15樓至23樓、25樓至31樓(30樓及31樓單位G、31樓單位A除外)														
				A	B	C	D	E	F	G	H	J	K	L	G	A		
Kitchen / Open Kitchen / Store Room 廚房 / 開放式廚房 / 儲物室	Wok-burner Gas hob 炒鑊氣體煮食爐	V-ZUG 瑞族	GAS311GKBZ	-	-	-	-	-	-	-	-	-	-	-	✓	✓		
		De Dietrich	DPG7389B	✓	✓	✓	✓	✓	✓	-	-	-	-	-	-	-		
	2-burner Gas hob 雙頭炒鑊氣體煮食爐	V-ZUG 瑞族	GAS321GKBZ	-	-	-	-	-	-	-	-	-	-	-	✓	✓		
		De Dietrich	DPG7341B	✓	✓	✓	✓	✓	✓	-	-	-	-	-	-	-		
	Induction Hob 電磁爐	V-ZUG 瑞族	CTI4T32MMSD	-	-	-	-	-	-	-	-	-	-	-	✓	✓		
		De Dietrich	DPI7360X	-	-	-	-	-	-	-	✓	✓	✓	-	-	-		
		De Dietrich	DPI7572X	-	-	-	-	-	-	✓	-	-	-	✓	-	-		
	Cooker Hood 抽油煙機	V-ZUG 瑞族	DWPQ12Lg	-	-	-	-	-	-	-	-	-	-	-	✓	✓		
		De Dietrich	DHT7156X	✓	✓	✓	✓	✓	✓	✓	✓	✓	✓	✓	-	-		
	Combination Steam Oven 蒸焗爐	V-ZUG 瑞族	CS6T645CCHG	-	-	-	-	-	-	-	-	-	-	-	✓	✓		
		De Dietrich	DKR7580X	✓	✓	✓	✓	✓	✓	✓	✓	-	-	-	✓	-		

Notes:

1. The symbol ‘✓’ as shown in the above table denotes “Provided”.
2. The symbol ‘-’ as shown in the above table denotes “Not Provided”.
3. The vendor undertakes that if appliances of the specified brand name or model number are not installed in the Development, appliances of comparable quality will be installed.

備註：

1. 上表“✓”代表「提供」。
2. 上表“-”代表「不提供」。
3. 賣方承諾如發展項目中沒有安裝指明的品牌名稱或產品型號的設備，便會安裝品質相若的設備。

FITTINGS, FINISHES AND APPLIANCES

裝置、裝修物料及設備

Appliances Schedule
設備說明表

Location 位置	Appliances 設備	Brand Name 品牌	Model No. 產品型號	TOWER 5 第5座														
				3/F, 5/F - 12/F, 15/F - 23/F, 25F - 31/F (except Flat G on 30/F & 31/F and Flat A on 31/F) 3樓、5樓至12樓、15樓至23樓、25樓至31樓(30樓及31樓單位G、31樓單位A除外)											30/F & 31/F 30樓及 31樓	31/F 31樓		
				A	B	C	D	E	F	G	H	J	K	L	G	A		
Kitchen / Open Kitchen / Store Room / LIV. / DIN. 廚房 / 開放式廚房 / 儲物室 / 客廳 / 飯廳	Microwave Oven 微波爐	De Dietrich	DME1507X	-	-	-	-	-	-	-	-	✓	✓	✓	-	-	-	
	Refrigerator 雪櫃	LIEBHERR	SBSes 8486	-	-	-	-	-	-	-	-	-	-	-	-	✓	✓	
		De Dietrich	DRP1905JE	✓	✓	✓	✓	✓	✓	✓	✓	-	-	-	✓	-	-	
		De Dietrich	DRS2022J	-	-	-	-	-	-	-	-	-	✓	✓	✓	-	-	-
	Washer Dryer 洗衣乾衣機	V-ZUG 瑞族	WAKANCS	-	-	-	-	-	-	-	-	-	-	-	-	-	✓	✓
		De Dietrich	DLZ8285U	✓	✓	✓	✓	✓	✓	✓	✓	✓	✓	✓	✓	✓	-	-
	Dish Washer 洗碗碟機	V-ZUG 瑞族	Adora V2000	-	-	-	-	-	-	-	-	-	-	-	-	-	✓	✓

- Notes:
1. The symbol ‘✓’ as shown in the above table denotes “Provided”.
 2. The symbol ‘-’ as shown in the above table denotes “Not Provided”.
 3. The vendor undertakes that if appliances of the specified brand name or model number are not installed in the Development, appliances of comparable quality will be installed.

- 備註：
1. 上表“✓”代表「提供」。
 2. 上表“-”代表「不提供」。
 3. 賣方承諾如發展項目中沒有安裝指明的品牌名稱或產品型號的設備，便會安裝品質相若的設備。

FITTINGS, FINISHES AND APPLIANCES
裝置、裝修物料及設備

Appliances Schedule
設備說明表

Tower 1 第1座

Location 位置	Appliances 設備	Brand 品牌	Model No. 產品型號	2/F-3/F, 5/F-12/F, 15/F-22/F 2樓至3樓、5樓至12樓、15樓至22樓					
				A	B	C	D	E	F
Living Room, Dining Room, Master Bedroom, Bedroom, Corridor & Store Room 客廳、飯廳、主人睡房、 睡房、走廊及儲物室	(Multi)Split type air-conditioner Indoor Unit (多聯)分體式冷氣機(室內機)	Panasonic 樂聲	CS-Z25TKEW	V	V	V	V	V	V
	(Multi)Split type air-conditioner Indoor Unit (多聯)分體式冷氣機(室內機)	Panasonic 樂聲	CS-Z42TKEW	V	V	V	V	V	V
	(Multi)Split type air-conditioner Indoor Unit (多聯)分體式冷氣機(室內機)	Panasonic 樂聲	CS-Z50TKEW	V	V	V	V	V	V
	Variable Refrigerant Volume air-conditioner Indoor Unit 可變冷媒流量冷氣機(室內機)	Panasonic 樂聲	S-28MK2E5A	-	-	-	-	-	-
	Variable Refrigerant Volume air-conditioner Indoor Unit 可變冷媒流量冷氣機(室內機)	Panasonic 樂聲	S-56MK2E5A	-	-	-	-	-	-
	Variable Refrigerant Volume air-conditioner Indoor Unit 可變冷媒流量冷氣機(室內機)	Panasonic 樂聲	S-45MF2E5A	-	-	-	-	-	-
	Variable Refrigerant Volume air-conditioner Indoor Unit 可變冷媒流量冷氣機(室內機)	Panasonic 樂聲	S-56MF2E5A	-	-	-	-	-	-
	Home Automation Pad 家居智能控制器	Akuvox 睿雲聯	C315W	V	V	V	V	V	V
	Infrared Transmitter (For Air-Conditioner Control) 紅外線發射器(用於冷氣機控制)	Schneider Electric 施耐德電氣	CCT501401	V	V	V	V	V	V
Kitchen 廚房	Gas Water Heater 煤氣熱水爐	TGC	TRJW222TFQL	V	V	V	V	V	V
	Gas Water Heater 煤氣熱水爐	TGC	TRJW162TFQL	-	-	V	V	V	V
Master Bathroom 主人浴室	Thermo Ventilator 浴室換氣暖風機	Panasonic 樂聲	FV-40BE3H2	V	V	V	V	V	V
	Duct Type Ventilation Fan 風喉式抽氣扇	Gelec 通用電器	DPT15-34H	V	V	V	V	V	V
	Gas Water Heater 煤氣熱水爐	TGC	TRJW162TFQL	-	-	-	-	-	-

Remarks:

1. “V” means such appliance(s) is / are provided and / or installed in the residential unit.
2. “*” means roof for 25/F flat units and flat roof for 2/F flat units only.

備註：

1. “V”表示此設備於該住宅單位提供及/或安裝。
2. “*”表示天台只適用25樓單位及平台只適用2樓單位。

FITTINGS, FINISHES AND APPLIANCES

裝置、裝修物料及設備

Appliances Schedule
設備說明表

Tower 1 第1座

Location 位置	Appliances 設備	Brand 品牌	Model No. 產品型號	2/F-3/F, 5/F-12/F, 15/F-22/F 2樓至3樓、5樓至12樓、15樓至22樓					
				A	B	C	D	E	F
Bathroom 浴室	Thermo Ventilator 浴室換氣暖風機	Panasonic 樂聲	FV-30BG3H	V	V	V	V	V	V
	Duct Type Ventilation Fan 風喉式抽氣扇	Gelec 通用電器	DPT15-34H	V	V	V	V	V	V
	Gas Water Heater 煤氣熱水爐	TGC	TRJW162TFQL	-	-	-	-	-	-
Lavatory 洗手間	Duct Type Ventilation Fan 風喉式抽氣扇	Gelec 通用電器	DPT10-24H	V	V	V	V	V	V
Air Conditioning Platform, Roof / Flat Roof (*) 冷氣機平台、天台 / 平台(*)	(Multi)Split type air-conditioner Outdoor Unit (多聯)分體式冷氣機(室外機)	Panasonic 樂聲	CU-5E34PBE	V	V	V	V	V	V
	Variable Refrigerant Volume air-conditioner Outdoor Unit 可變冷媒流量冷氣機(室外機)	Panasonic 樂聲	U-14ME2H7	-	-	-	-	-	-
	Variable Refrigerant Volume air-conditioner Outdoor Unit 可變冷媒流量冷氣機(室外機)	Panasonic 樂聲	U-16ME2H7	-	-	-	-	-	-

Remarks:

- “V” means such appliance(s) is / are provided and / or installed in the residential unit.
- “*” means roof for 25/F flat units and flat roof for 2/F flat units only.

備註：

- “V”表示此設備於該住宅單位提供及/或安裝。
- “*”表示天台只適用25樓單位及平台只適用2樓單位。

FITTINGS, FINISHES AND APPLIANCES

裝置、裝修物料及設備

Appliances Schedule
設備說明表

Tower 1 第1座

Location 位置	Appliances 設備	Brand 品牌	Model No. 產品型號	23/F 23樓		23/F -25/F 23樓至25樓				25/F 25樓
				A	B	C	D	E	F	A
Living Room, Dining Room, Master Bedroom, Bedroom, Corridor & Store Room 客廳、飯廳、主人睡房、 睡房、走廊及儲物室	(Single)Split type air-conditioner Indoor Unit (單聯)分體式冷氣機(室內機)	Panasonic 樂聲	CS-YE9UKA1	-	-	-	-	-	V (25/F only 僅限 25樓)	-
	(Multi)Split type air-conditioner Indoor Unit (多聯)分體式冷氣機(室內機)	Panasonic 樂聲	CS-Z25TKEW	V	V	-	-	V	V	-
	(Multi)Split type air-conditioner Indoor Unit (多聯)分體式冷氣機(室內機)	Panasonic 樂聲	CS-Z42TKEW	V	V	-	-	V	V	-
	(Multi)Split type air-conditioner Indoor Unit (多聯)分體式冷氣機(室內機)	Panasonic 樂聲	CS-Z50TKEW	V	V	-	-	V	V	-
	Variable Refrigerant Volume air-conditioner Indoor Unit 可變冷媒流量冷氣機(室內機)	Panasonic 樂聲	S-28MK2E5A	-	-	V	V	-	-	V
	Variable Refrigerant Volume air-conditioner Indoor Unit 可變冷媒流量冷氣機(室內機)	Panasonic 樂聲	S-56MK2E5A	-	-	V	V	-	-	V
	Variable Refrigerant Volume air-conditioner Indoor Unit 可變冷媒流量冷氣機(室內機)	Panasonic 樂聲	S-45MF2E5A	-	-	-	V	-	-	-
	Variable Refrigerant Volume air-conditioner Indoor Unit 可變冷媒流量冷氣機(室內機)	Panasonic 樂聲	S-56MF2E5A	-	-	V	-	-	-	V
	Home Automation Pad 家居智能控制器	Akuvox 睿雲聯	C315W	V	V	V	V	V	V	V
	Infrared Transmitter (For Air-Conditioner Control) 紅外線發射器(用於冷氣機控制)	Schneider Electric 施耐德電氣	CCT501401	V	V	V	V	V	V	V
Kitchen 廚房	Gas Water Heater 煤氣熱水爐	TGC	TRJW222TFQL	V	V	V	V	V	V	V
	Gas Water Heater 煤氣熱水爐	TGC	TRJW162TFQL	-	-	V	V	V	V	V
	Variable Refrigerant Volume air-conditioner Indoor Unit 可變冷媒流量冷氣機(室內機)	Panasonic 樂聲	S-45MF2E5A	-	-	V	V	-	-	-
	Variable Refrigerant Volume air-conditioner Indoor Unit 可變冷媒流量冷氣機(室內機)	Panasonic 樂聲	S-56MF2E5A	-	-	-	-	-	-	V

Remarks:

1. “V” means such appliance(s) is / are provided and / or installed in the residential unit.
2. “*” means roof for 25/F flat units and flat roof for 2/F flat units only.

備註：

1. “V”表示此設備於該住宅單位提供及/或安裝。
2. “*”表示天台只適用25樓單位及平台只適用2樓單位。

FITTINGS, FINISHES AND APPLIANCES

裝置、裝修物料及設備

Appliances Schedule
設備說明表

Tower 1 第1座

Location 位置	Appliances 設備	Brand 品牌	Model No. 產品型號	23/F 23樓		23/F -25/F 23樓至25樓				25/F 25樓
				A	B	C	D	E	F	A
Master Bathroom 主人浴室	Thermo Ventilator 浴室換氣暖風機	Panasonic 樂聲	FV-40BE3H2	V	V	V	V	V	V	V
	Duct Type Ventilation Fan 風喉式抽氣扇	Gelec 通用電器	DPT15-34H	V	V	V	V	V	V	V
	Gas Water Heater 煤氣熱水爐	TGC	TRJW162TFQL	-	-	-	V	-	-	V
Bathroom 浴室	Thermo Ventilator 浴室換氣暖風機	Panasonic 樂聲	FV-30BG3H	V	V	V	V	V	V	V
	Duct Type Ventilation Fan 風喉式抽氣扇	Gelec 通用電器	DPT15-34H	V	V	V	V	V	V	V
	Gas Water Heater 煤氣熱水爐	TGC	TRJW162TFQL	-	-	V	-	-	-	V
Lavatory 洗手間	Duct Type Ventilation Fan 風喉式抽氣扇	Gelec 通用電器	DPT10-24H	V	V	V	V	V	V	V
Air Conditioning Platform, Roof / Flat Roof (*) 冷氣機平台、天台 / 平台(*)	(Single)Split type air-conditioner Outdoor Unit (單聯)分體式冷氣機(室外機)	Panasonic 樂聲	CU-YE9UKA1	-	-	-	-	-	V (25/F only 只限 25樓)	-
	(Multi)Split type air-conditioner Outdoor Unit (多聯)分體式冷氣機(室外機)	Panasonic 樂聲	CU-5E34PBE	V	V	-	-	V	V	-
	Variable Refrigerant Volume air-conditioner Outdoor Unit 可變冷媒流量冷氣機(室外機)	Panasonic 樂聲	U-14ME2H7	-	-	V	V	-	-	-
	Variable Refrigerant Volume air-conditioner Outdoor Unit 可變冷媒流量冷氣機(室外機)	Panasonic 樂聲	U-18ME2H7	-	-	-	-	-	-	V

Remarks:

- 1. “V” means such appliance(s) is / are provided and / or installed in the residential unit.
- 2. “*” means roof for 25/F flat units and flat roof for 2/F flat units only.

備註：

- 1. “V” 表示此設備於該住宅單位提供及/或安裝。
- 2. “*” 表示天台只適用25樓單位及平台只適用2樓單位。

FITTINGS, FINISHES AND APPLIANCES

裝置、裝修物料及設備

Appliances Schedule
設備說明表

Tower 2 第2座

Location 位置	Appliances 設備	Brand 品牌	Model No. 產品型號	2/F-3/F, 5/F-12/F, 15/F-23/F 2樓至3樓、5樓至12樓、15樓至23樓				
				A	B	C	D	E
Living Room, Dining Room, Master Bedroom, Bedroom, Corridor & Store Room 客廳、飯廳、主人睡房、 睡房、走廊及儲物室	(Multi)Split type air-conditioner Indoor Unit (多聯)分體式冷氣機(室內機)	Panasonic 樂聲	CS-Z25TKEW	V	V	V	V	V
	(Multi)Split type air-conditioner Indoor Unit (多聯)分體式冷氣機(室內機)	Panasonic 樂聲	CS-Z42TKEW	V	V	V	V	V
	(Multi)Split type air-conditioner Indoor Unit (多聯)分體式冷氣機(室內機)	Panasonic 樂聲	CS-Z50TKEW	-	V	-	-	-
	Variable Refrigerant Volume air-conditioner Indoor Unit 可變冷媒流量冷氣機(室內機)	Panasonic 樂聲	S-28MK2E5A	-	-	-	-	-
	Variable Refrigerant Volume air-conditioner Indoor Unit 可變冷媒流量冷氣機(室內機)	Panasonic 樂聲	S-56MK2E5A	-	-	-	-	-
	Variable Refrigerant Volume air-conditioner Indoor Unit 可變冷媒流量冷氣機(室內機)	Panasonic 樂聲	S-56MF2E5A	-	-	-	-	-
	Home Automation Pad 家居智能控制器	Akuvox 睿雲聯	C315W	V	V	V	V	V
	Infrared Transmitter (For Air-Conditioner Control) 紅外線發射器(用於冷氣機控制)	Schneider Electric 施耐德電氣	CCT501401	V	V	V	V	V
Kitchen 廚房	Gas Water Heater 煤氣熱水爐	TGC	TRJW222TFQL	V	V	-	V	-
	Gas Water Heater 煤氣熱水爐	TGC	TRJW162TFQL	V	V	V	V	V

Remarks:

1. “V” means such appliance(s) is / are provided and / or installed in the residential unit.
2. “*” means roof for 25/F flat units and flat roof for 2/F flat units only.

備註：

1. “V”表示此設備於該住宅單位提供及/或安裝。
2. “*”表示天台只適用25樓單位及平台只適用2樓單位。

FITTINGS, FINISHES AND APPLIANCES

裝置、裝修物料及設備

Appliances Schedule
設備說明表

Tower 2 第2座

Location 位置	Appliances 設備	Brand 品牌	Model No. 產品型號	2/F-3/F, 5/F-12/F, 15/F-23/F 2樓至3樓、5樓至12樓、15樓至23樓				
				A	B	C	D	E
Master Bathroom 主人浴室	Thermo Ventilator 浴室換氣暖風機	Panasonic 樂聲	FV-40BE3H2	V	V	-	V	-
	Duct Type Ventilation Fan 風喉式抽氣扇	Gelec 通用電器	DPT15-34H	V	V	-	V	-
	Gas Water Heater 煤氣熱水爐	TGC	TRJW222TFQL	-	-	-	-	-
	Gas Water Heater 煤氣熱水爐	TGC	TRJW162TFQL	-	-	-	-	-
Bathroom 浴室	Thermo Ventilator 浴室換氣暖風機	Panasonic 樂聲	FV-30BG3H	V	V	V	V	V
	Duct Type Ventilation Fan 風喉式抽氣扇	Gelec 通用電器	DPT15-34H	V	V	V	V	V
Lavatory 洗手間	Duct Type Ventilation Fan 風喉式抽氣扇	Gelec 通用電器	DPT10-24H	V	V		V	
Air Conditioning Platform, Roof / Flat Roof (*) 冷氣機平台、天台 / 平台(*)	(Multi)Split type air-conditioner Outdoor Unit (多聯)分體式冷氣機(室外機)	Panasonic 樂聲	CU-4E23PBE	V	V	-	-	-
	(Multi)Split type air-conditioner Outdoor Unit (多聯)分體式冷氣機(室外機)	Panasonic 樂聲	CU-5E34PBE	V	V	V	V	V
	Variable Refrigerant Volume air-conditioner Outdoor Unit 可變冷媒流量冷氣機(室外機)	Panasonic 樂聲	U-16ME2H7	-	-	-	-	-

Remarks:

- 1. “V” means such appliance(s) is / are provided and / or installed in the residential unit.
- 2. “*” means roof for 25/F flat units and flat roof for 2/F flat units only.

備註：

- 1. “V” 表示此設備於該住宅單位提供及/或安裝。
- 2. “*” 表示天台只適用25樓單位及平台只適用2樓單位。

FITTINGS, FINISHES AND APPLIANCES

裝置、裝修物料及設備

Appliances Schedule
設備說明表

Tower 2 第2座

Location 位置	Appliances 設備	Brand 品牌	Model No. 產品型號	25/F 25樓			
				A	C	D	E
Living Room, Dining Room, Master Bedroom, Bedroom, Corridor & Store Room 客廳、飯廳、主人睡房、 睡房、走廊及儲物室	(Multi)Split type air-conditioner Indoor Unit (多聯)分體式冷氣機(室內機)	Panasonic 樂聲	CS-Z25TKEW	-	V	V	V
	(Multi)Split type air-conditioner Indoor Unit (多聯)分體式冷氣機(室內機)	Panasonic 樂聲	CS-Z42TKEW	-	V	V	V
	(Multi)Split type air-conditioner Indoor Unit (多聯)分體式冷氣機(室內機)	Panasonic 樂聲	CS-Z50TKEW	-	V	V	-
	Variable Refrigerant Volume air-conditioner Indoor Unit 可變冷媒流量冷氣機(室內機)	Panasonic 樂聲	S-28MK2E5A	V	-	-	-
	Variable Refrigerant Volume air-conditioner Indoor Unit 可變冷媒流量冷氣機(室內機)	Panasonic 樂聲	S-56MK2E5A	V	-	-	-
	Variable Refrigerant Volume air-conditioner Indoor Unit 可變冷媒流量冷氣機(室內機)	Panasonic 樂聲	S-56MF2E5A	V	-	-	-
	Home Automation Pad 家居智能控制器	Akuvox 睿雲聯	C315W	V	V	V	V
	Infrared Transmitter (For Air-Conditioner Control) 紅外線發射器(用於冷氣機控制)	Schneider Electric 施耐德電氣	CCT501401	V	V	V	V
Kitchen 廚房	Variable Refrigerant Volume air-conditioner Indoor Unit 可變冷媒流量冷氣機(室內機)	Panasonic 樂聲	S-56MF2E5A	V	-	-	-
	Gas Water Heater 煤氣熱水爐	TGC	TRJW222TFQL	V	-	V	V
	Gas Water Heater 煤氣熱水爐	TGC	TRJW162TFQL	V	V	V	-

Remarks:

1. “V” means such appliance(s) is / are provided and / or installed in the residential unit.
2. “*” means roof for 25/F flat units and flat roof for 2/F flat units only.

備註：

1. “V”表示此設備於該住宅單位提供及/或安裝。
2. “*”表示天台只適用25樓單位及平台只適用2樓單位。

FITTINGS, FINISHES AND APPLIANCES
裝置、裝修物料及設備

Appliances Schedule
設備說明表

Tower 2 第2座

Location 位置	Appliances 設備	Brand 品牌	Model No. 產品型號	25/F 25樓			
				A	C	D	E
Master Bathroom 主人浴室	Thermo Ventilator 浴室換氣暖風機	Panasonic 樂聲	FV-40BE3H2	V	-	V	-
	Duct Type Ventilation Fan 風喉式抽氣扇	Gelec 通用電器	DPT15-34H	V	-	V	-
	Gas Water Heater 煤氣熱水爐	TGC	TRJW222TFQL	-	-	-	-
	Gas Water Heater 煤氣熱水爐	TGC	TRJW162TFQL	V	-	-	-
Bathroom 浴室	Thermo Ventilator 浴室換氣暖風機	Panasonic 樂聲	FV-30BG3H	V	V	V	V
	Duct Type Ventilation Fan 風喉式抽氣扇	Gelec 通用電器	DPT15-34H	V	V	V	V
Lavatory 洗手間	Duct Type Ventilation Fan 風喉式抽氣扇	Gelec 通用電器	DPT10-24H	V		V	V
Air Conditioning Platform, Roof / Flat Roof (*) 冷氣機平台、天台 / 平台(*)	(Multi)Split type air-conditioner Outdoor Unit (多聯)分體式冷氣機(室外機)	Panasonic 樂聲	CU-4E23PBE	-	-	-	-
	(Multi)Split type air-conditioner Outdoor Unit (多聯)分體式冷氣機(室外機)	Panasonic 樂聲	CU-5E34PBE	-	V	V	V
	Variable Refrigerant Volume air-conditioner Outdoor Unit 可變冷媒流量冷氣機(室外機)	Panasonic 樂聲	U-18ME2H7	V	-	-	-

Remarks:

- 1. “V” means such appliance(s) is / are provided and / or installed in the residential unit.
- 2. “*” means roof for 25/F flat units and flat roof for 2/F flat units only.

備註：

- 1. “V” 表示此設備於該住宅單位提供及/或安裝。
- 2. “*” 表示天台只適用25樓單位及平台只適用2樓單位。

FITTINGS, FINISHES AND APPLIANCES
裝置、裝修物料及設備

Appliances Schedule
設備說明表

Tower 3 第3座

Location 位置	Appliances 設備	Brand 品牌	Model No. 產品型號	3/F, 5/F-12/F, 15/F -23/F, 25/F -29/F 3樓、5樓至12樓、15樓至23樓、25樓至29樓						
				A	B	C	F	G	H	J
Living Room, Dining Room, Master Bedroom, Bedroom, Corridor & Store Room 客廳、飯廳、主人睡房、 睡房、走廊及儲物室	(Single)Split type air-conditioner Indoor Unit (單聯)分體式冷氣機(室內機)	Panasonic 樂聲	CS-YE24UKA1	-	V	-	-	-	-	V
	(Multi)Split type air-conditioner Indoor Unit (多聯)分體式冷氣機(室內機)	Panasonic 樂聲	CS-Z25TKEW	V	-	-	V	V	V	-
	(Multi)Split type air-conditioner Indoor Unit (多聯)分體式冷氣機(室內機)	Panasonic 樂聲	CS-Z42TKEW	V	V	V	-	V	-	-
	(Multi)Split type air-conditioner Indoor Unit (多聯)分體式冷氣機(室內機)	Panasonic 樂聲	CS-Z71TKEW	-	-	V	V	-	-	-
	(Multi)Split type air-conditioner Indoor Unit (多聯)分體式冷氣機(室內機)	Panasonic 樂聲	CS-Z50TKEW	-	-	-	-	-	V	-
	Variable Refrigerant Volume air-conditioner Intdoor Unit 可變冷媒流量冷氣機(室內機)	Panasonic 樂聲	S-28MK2E5A	-	-	-	-	-	-	-
	Variable Refrigerant Volume air-conditioner Indoor Unit 可變冷媒流量冷氣機(室內機)	Panasonic 樂聲	S-56MK2E5A	-	-	-	-	-	-	-
	Variable Refrigerant Volume air-conditioner Indoor Unit 可變冷媒流量冷氣機(室內機)	Panasonic 樂聲	S-73MK2E5A	-	-	-	-	-	-	-
	Variable Refrigerant Volume air-conditioner Indoor Unit 可變冷媒流量冷氣機(室內機)	Panasonic 樂聲	S-56MF2E5A	-	-	-	-	-	-	-
	Home Automation Pad 家居智能控制器	Akuvox 睿雲聯	C315W	V	V	V	V	V	V	V
	Infrared Transmitter (For Air-Conditioner Control) 紅外線發射器(用於冷氣機控制)	Schneider Electric 施耐德電氣	CCT501401	V	V	V	V	V	V	V
Open Kitchen / Kitchen 開放式廚房 / 廚房	Instantaneous Electric Water Heater 即熱式電熱水爐	Stiebel Eltron 斯寶亞創	DHE 24	-	V	V	V	-	V	V
	Gas Water Heater 煤氣熱水爐	TGC	TRJW162TFQL	V	-	-	-	-	-	-
	Gas Water Heater 煤氣熱水爐	TGC	TRJW222TFQL	-	-	-	-	-	-	-

Remarks:

1. “V” means such appliance(s) is / are provided and / or installed in the residential unit.
2. “*” means roof for 30-31/F flat B, flat roof for 3/F flat units and common flat roof at 3/F only.
3. “**” means utility platform not including 3/F flat units.

備註：

1. “V”表示此設備於該住宅單位內提供及/或安裝。
2. “*”表示天台只適用30至31樓B單位，平台只適用3樓單位及3樓公共平台。
3. “**”表示工作平台不包括3樓單位。

FITTINGS, FINISHES AND APPLIANCES
裝置、裝修物料及設備

Appliances Schedule
設備說明表

Tower 3 第3座

Location 位置	Appliances 設備	Brand 品牌	Model No. 產品型號	3/F, 5/F-12/F, 15/F -23/F, 25/F -29/F 3樓、5樓至12樓、15樓至 23樓、25樓至29樓						
				A	B	C	F	G	H	J
Bathroom 浴室	Thermo Ventilator 浴室換氣暖風機	Panasonic 樂聲	FV-30BG3H	V	V	V	V	V	V	V
	Duct Type Ventilation Fan 風喉式抽氣扇	Gelec 通用電器	DPT15-34H	V	V	V	V	V	V	V
Utility Platform (**) 工作平台 (**)	Gas Water Heater 煤氣熱水爐	TGC	RBOX16QL/R					V		
Air Conditioning Platform, Roof / Flat Roof / Common Flat Roof, (*) 冷氣機平台、天台 / 平台 / 公共平台 (*)	(Single)Split type air-conditioner Outdoor Unit (單聯)分體式冷氣機(室外機)	Panasonic 樂聲	CU-YE24UKA1	-	V	-	-	-	-	V
	(Multi)Split type air-conditioner Outdoor Unit (多聯)分體式冷氣機(室外機)	Panasonic 樂聲	CU-4E23PBE	V	V	-	-	V	-	-
	(Multi)Split type air-conditioner Outdoor Unit (多聯)分體式冷氣機(室外機)	Panasonic 樂聲	CU-5E34PBE	-	-	V	V	-	V	-
	Variable Refrigerant Volume air-conditioner Outdoor Unit 可變冷媒流量冷氣機(室外機)	Panasonic 樂聲	U-4LE2H4	-	-	-	-	-	-	-
	Variable Refrigerant Volume air-conditioner Outdoor Unit 可變冷媒流量冷氣機(室外機)	Panasonic 樂聲	U-6LE2H4	-	-	-	-	-	-	-
	Gas Water Heater 煤氣熱水爐	TGC	RBOX16QL/R					V		

Remarks:

- 1. “V” means such appliance(s) is / are provided and / or installed in the residential unit.
- 2. “*” means roof for 30-31/F flat B, flat roof for 3/F flat units and common flat roof at 3/F only.
- 3. “**” means utility platform not including 3/F flat units.

備註：

- 1. “V” 表示此設備於該住宅單位內提供及/或安裝。
- 2. “*” 表示天台只適用30至31樓B單位，平台只適用3樓單位及3樓公共平台。
- 3. “**” 表示工作平台不包括3樓單位。

FITTINGS, FINISHES AND APPLIANCES

裝置、裝修物料及設備

Appliances Schedule
設備說明表

Tower 3 第3座

Location 位置	Appliances 設備	Brand 品牌	Model No. 產品型號	3/F, 5/F-12/F, 15/F-18/F 3樓、5樓至12樓、 15樓至18樓		19/F-23/F, 25/F -29/F 19樓至23樓、25樓至29樓
				D	E	D
Living Room, Dining Room, Master Bedroom, Bedroom, Corridor & Store Room 客廳、飯廳、主人睡房、 睡房、走廊及儲物室	(Single)Split type air-conditioner Indoor Unit (單聯)分體式冷氣機(室內機)	Panasonic 樂聲	CS-YE24UKA1	-	V	-
	(Multi)Split type air-conditioner Indoor Unit (多聯)分體式冷氣機(室內機)	Panasonic 樂聲	CS-Z25TKEW	-	-	V
	(Multi)Split type air-conditioner Indoor Unit (多聯)分體式冷氣機(室內機)	Panasonic 樂聲	CS-Z42TKEW	V	-	V
	(Multi)Split type air-conditioner Indoor Unit (多聯)分體式冷氣機(室內機)	Panasonic 樂聲	CS-Z50TKEW	-	-	-
	Variable Refrigerant Volume air-conditioner Indtdoor Unit 可變冷媒流量冷氣機(室內機)	Panasonic 樂聲	S-28MK2E5A	-	-	-
	Variable Refrigerant Volume air-conditioner Indoor Unit 可變冷媒流量冷氣機(室內機)	Panasonic 樂聲	S-56MK2E5A	-	-	-
	Variable Refrigerant Volume air-conditioner Indoor Unit 可變冷媒流量冷氣機(室內機)	Panasonic 樂聲	S-73MK2E5A	-	-	-
	Variable Refrigerant Volume air-conditioner Indoor Unit 可變冷媒流量冷氣機(室內機)	Panasonic 樂聲	S-56MF2E5A	-	-	-
	Home Automation Pad 家居智能控制器	Akuvox 睿雲聯	C315W	V	V	V
	Infrared Transmitter (For Air-Conditioner Control) 紅外線發射器(用於冷氣機控制)	Schneider Electric 施耐德電氣	CCT501401	V	V	V
Open Kitchen / Kitchen 開放式廚房 / 廚房	Instantaneous Electric Water Heater 即熱式電熱水爐	Stiebel Eltron 斯寶亞創	DHE 24	V	V	-
	Gas Water Heater 煤氣熱水爐	TGC	TRJW162TFQL	-	-	V
	Gas Water Heater 煤氣熱水爐	TGC	TRJW222TFQL	-	-	-

Remarks:

1. “V” means such appliance(s) is / are provided and / or installed in the residential unit.
2. “*” means roof for 30-31/F flat B, flat roof for 3/F flat units and common flat roof at 3/F only.
3. “**” means utility platform not including 3/F flat units.

備註：

1. “V”表示此設備於該住宅單位內提供及/或安裝。
2. “*”表示天台只適用30至31樓B單位，平台只適用3樓單位及3樓公共平台。
3. “**”表示工作平台不包括3樓單位。

FITTINGS, FINISHES AND APPLIANCES

裝置、裝修物料及設備

Appliances Schedule
設備說明表

Tower 3 第3座

Location 位置	Appliances 設備	Brand 品牌	Model No. 產品型號	3/F, 5/F-12/F, 15/F-18/F 3樓、5樓至12樓、 15樓至18樓		19/F-23/F, 25/F -29/F 19樓至23樓、25樓至29樓
				D	E	D
Bathroom 浴室	Thermo Ventilator 浴室換氣暖風機	Panasonic 樂聲	FV-30BG3H	V	V	V
	Duct Type Ventilation Fan 風喉式抽氣扇	Gelec 通用電器	DPT15-34H	V	V	V
Utility Platform (**) 工作平台 (**)	Gas Water Heater 煤氣熱水爐	TGC	RBOX16QL/R			
Air Conditioning Platform, Roof / Flat Roof / Common Flat Roof, (*) 冷氣機平台、天台 / 平台 / 公共平台 (*)	(Single)Split type air-conditioner Outdoor Unit (單聯)分體式冷氣機(室外機)	Panasonic 樂聲	CU-YE24UKA1	-	V	-
	(Multi)Split type air-conditioner Outdoor Unit (多聯)分體式冷氣機(室外機)	Panasonic 樂聲	CU-4E23PBE	V	-	V
	(Multi)Split type air-conditioner Outdoor Unit (多聯)分體式冷氣機(室外機)	Panasonic 樂聲	CU-5E34PBE	-	-	V
	Variable Refrigerant Volume air-conditioner Outdoor Unit 可變冷媒流量冷氣機(室外機)	Panasonic 樂聲	U-4LE2H4	-	-	-
	Variable Refrigerant Volume air-conditioner Outdoor Unit 可變冷媒流量冷氣機(室外機)	Panasonic 樂聲	U-6LE2H4	-	-	-

Remarks:

- “V” means such appliance(s) is / are provided and / or installed in the residential unit.
- “*” means roof for 30-31/F flat B, flat roof for 3/F flat units and common flat roof at 3/F only.
- “**” means utility platform not including 3/F flat units.

備註：

- “V”表示此設備於該住宅單位內提供及/或安裝。
- “*”表示天台只適用30至31樓B單位，平台只適用3樓單位及3樓公共平台。
- “**”表示工作平台不包括3樓單位。

FITTINGS, FINISHES AND APPLIANCES

裝置、裝修物料及設備

Appliances Schedule
設備說明表

Tower 3 第3座

Location 位置	Appliances 設備	Brand 品牌	Model No. 產品型號	30/F-31/F 30樓至31樓			30/F & 31/F 30樓及31樓	
				C	H	J	A	B
Living Room, Dining Room, Master Bedroom, Bedroom, Corridor & Store Room 客廳、飯廳、主人睡房、 睡房、走廊及儲物室	(Single)Split type air-conditioner Indoor Unit (單聯)分體式冷氣機(室內機)	Panasonic 樂聲	CS-YE24UKA1	-	-	V	-	-
	(Multi)Split type air-conditioner Indoor Unit (多聯)分體式冷氣機(室內機)	Panasonic 樂聲	CS-Z25TKEW	V	V	-	-	-
	(Multi)Split type air-conditioner Indoor Unit (多聯)分體式冷氣機(室內機)	Panasonic 樂聲	CS-Z42TKEW	V	-	-	-	-
	(Multi)Split type air-conditioner Indoor Unit (多聯)分體式冷氣機(室內機)	Panasonic 樂聲	CS-Z50TKEW	-	V	-	-	-
	Variable Refrigerant Volume air-conditioner Intdoor Unit 可變冷媒流量冷氣機(室內機)	Panasonic 樂聲	S-28MK2E5A	-	-	-	V	V
	Variable Refrigerant Volume air-conditioner Indoor Unit 可變冷媒流量冷氣機(室內機)	Panasonic 樂聲	S-56MK2E5A	-	-	-	V	V
	Variable Refrigerant Volume air-conditioner Indoor Unit 可變冷媒流量冷氣機(室內機)	Panasonic 樂聲	S-73MK2E5A	-	-	-	-	-
	Variable Refrigerant Volume air-conditioner Indoor Unit 可變冷媒流量冷氣機(室內機)	Panasonic 樂聲	S-56MF2E5A	-	-	-	V	V
	Home Automation Pad 家居智能控制器	Akuvox 睿雲聯	C315W	V	V	V	V	V
	Infrared Transmitter (For Air-Conditioner Control) 紅外線發射器(用於冷氣機控制)	Schneider Electric 施耐德電氣	CCT501401	V	V	V	V	V
Open Kitchen / Kitchen 開放式廚房 / 廚房	Variable Refrigerant Volume air-conditioner Indoor Unit 可變冷媒流量冷氣機(室內機)	Panasonic 樂聲	S-45MF2E5A	-	-	-	V	V
	Instantaneous Electric Water Heater 即熱式電熱水爐	Stiebel Eltron 斯寶亞創	DHE 24	-	V	V	-	-
	Gas Water Heater 煤氣熱水爐	TGC	TRJW162TFQL	-	-	-	V	V
	Gas Water Heater 煤氣熱水爐	TGC	TRJW222TFQL	-	-	-	V	V

Remarks:

1. “V” means such appliance(s) is / are provided and / or installed in the residential unit.
2. “*” means roof for 30-31/F flat B, flat roof for 3/F flat units and common flat roof at 3/F only.
3. “**” means utility platform not including 3/F flat units.

備註：

1. “V”表示此設備於該住宅單位內提供及/或安裝。
2. “*”表示天台只適用30至31樓B單位，平台只適用3樓單位及3樓公共平台。
3. “**”表示工作平台不包括3樓單位。

FITTINGS, FINISHES AND APPLIANCES
裝置、裝修物料及設備

Appliances Schedule
設備說明表

Tower 3 第3座

Location 位置	Appliances 設備	Brand 品牌	Model No. 產品型號	30/F-31/F 30樓至31樓			30/F & 31/F 30樓及31樓	
				C	H	J	A	B
Master Bathroom 主人浴室	Thermo Ventilator 浴室換氣暖風機	Panasonic 樂聲	FV-40BE3H2				V	V
	Duct Type Ventilation Fan 風喉式抽氣扇	Gelec 通用電器	DPT15-34H				V	V
	Gas Water Heater 煤氣熱水爐	TGC	TRJW162TFQL				-	V
Bathroom 浴室	Thermo Ventilator 浴室換氣暖風機	Panasonic 樂聲	FV-30BG3H	V	V	V	V	V
	Duct Type Ventilation Fan 風喉式抽氣扇	Gelec 通用電器	DPT15-34H	V	V	V	V	V
Lavatory 洗手間	Duct Type Ventilation Fan 風喉式抽氣扇	Gelec 通用電器	DPT10-24H				V	V
Utility Platform (**) 工作平台 (**)	Gas Water Heater 煤氣熱水爐	TGC	RBOX16QL/R	V				
Air Conditioning Platform, Roof / Flat Roof / Common Flat Roof, (*) 冷氣機平台、天台 / 平台 / 公共平台 (*)	(Single)Split type air-conditioner Outdoor Unit (單聯)分體式冷氣機(室外機)	Panasonic 樂聲	CU-YE24UKA1	-	-	V	-	-
	(Multi)Split type air-conditioner Outdoor Unit (多聯)分體式冷氣機(室外機)	Panasonic 樂聲	CU-4E23PBE	V	-	-	-	-
	(Multi)Split type air-conditioner Outdoor Unit (多聯)分體式冷氣機(室外機)	Panasonic 樂聲	CU-5E34PBE	-	V	-	-	-
	Variable Refrigerant Volume air-conditioner Outdoor Unit 可變冷媒流量冷氣機(室外機)	Panasonic 樂聲	U-4LE2H4	-	-	-	V	V
	Variable Refrigerant Volume air-conditioner Outdoor Unit 可變冷媒流量冷氣機(室外機)	Panasonic 樂聲	U-6LE2H4	-	-	-	V	V

Remarks:

- 1. “V” means such appliance(s) is / are provided and / or installed in the residential unit.
- 2. “*” means roof for 30-31/F flat B, flat roof for 3/F flat units and common flat roof at 3/F only.
- 3. “**” means utility platform not including 3/F flat units.

備註：

- 1. “V” 表示此設備於該住宅單位內提供及/或安裝。
- 2. “*” 表示天台只適用30至31樓B單位，平台只適用3樓單位及3樓公共平台。
- 3. “**” 表示工作平台不包括3樓單位。

FITTINGS, FINISHES AND APPLIANCES
裝置、裝修物料及設備

Appliances Schedule
設備說明表

Tower 5 第5座

Location 位置	Appliances 設備	Brand 品牌	Model No. 產品型號	3/F, 5/F-12/F, 15/F-23/F, 25/F-29/F 3樓、5樓至12樓、15樓至23樓、25樓至29樓											
				A	B	C	D	E	F	G	H	J	K	L	
Living Room, Dining Room, Master Bedroom, Bedroom, Corridor & Store Room 客廳、飯廳、主人睡房、 睡房、走廊及儲物室	(Single)Split type air-conditioner Indoor Unit (單聯)分體式冷氣機(室內機)	Panasonic 樂聲	CS-YE24UKA1	-	-	-	-	-	-	-	V	-	-	V	
	(Multi)Split type air-conditioner Indoor Unit (多聯)分體式冷氣機(室內機)	Panasonic 樂聲	CS-Z25TKEW	V	-	-	-	V	V	-	-	V	V	V	
	(Multi)Split type air-conditioner Indoor Unit (多聯)分體式冷氣機(室內機)	Panasonic 樂聲	CS-Z42TKEW	V	-	-	-	V	V	-	-	-	-	-	
	(Multi)Split type air-conditioner Indoor Unit (多聯)分體式冷氣機(室內機)	Panasonic 樂聲	CS-Z50TKEW	-	-	-	-	-	-	-	-	V	V	-	
	(Multi)Split type air-conditioner Indoor Unit (多聯)分體式冷氣機(室內機)	Panasonic 樂聲	CS-Z71TKEW	-	-	-	-	-	-	-	-	-	-	-	
	Variable Refrigerant Volume air-conditioner Intdoor Unit 可變冷媒流量冷氣機(室內機)	Panasonic 樂聲	S-28MK2E5A	-	V	V	V	-	-	V	-	-	-	-	
	Variable Refrigerant Volume air-conditioner Indoor Unit 可變冷媒流量冷氣機(室內機)	Panasonic 樂聲	S-56MK2E5A	-	V	V	V	-	-	-	-	-	-	-	
	Variable Refrigerant Volume air-conditioner Indoor Unit 可變冷媒流量冷氣機(室內機)	Panasonic 樂聲	S-73MK2E5A	-	-	-	-	-	-	V	-	-	-	-	
	Variable Refrigerant Volume air-conditioner Indoor Unit 可變冷媒流量冷氣機(室內機)	Panasonic 樂聲	S-56MF2E5A	-	-	-	-	-	-	-	-	-	-	-	
	Home Automation Pad 家居智能控制器	Akuvox 睿雲聯	C315W	V	V	V	V	V	V	V	V	V	V	V	
	Infrared Transmitter (For Air-Conditioner Control) 紅外線發射器(用於冷氣機控制)	Schneider Electric 施耐德電氣	CCT501401	V	V	V	V	V	V	V	V	V	V	V	
	Gas Water Heater 煤氣熱水爐	TGC	TRJW162TFQL	-	-	-	-	-	V	-	-	-	-	-	

Remarks:

1. “V” means such appliance(s) is / are provided and / or installed in the residential unit.

2. “*” means roof for 31/F flat A & G, flat roof for 3/F flat units and common flat roof at 3/F flat E.

3. “**” means utility platform not including 3/F flat units.

備註：

1. “V”表示此設備於該住宅單位內提供及/或安裝。

2. “*”表示天台只適用31樓A&G單位，平台只適用3樓單位及3樓E單位公共平台。

3. “**”表示工作平台不包括3樓單位。

FITTINGS, FINISHES AND APPLIANCES

裝置、裝修物料及設備

Appliances Schedule
設備說明表

Tower 5 第5座

Location 位置	Appliances 設備	Brand 品牌	Model No. 產品型號	3/F, 5/F-12/F, 15/F-23/F, 25/F-29/F 3樓、5樓至12樓、15樓至23樓、25樓至29樓											
				A	B	C	D	E	F	G	H	J	K	L	
Open Kitchen / Kitchen 開放式廚房 / 廚房	Instantaneous Electric Water Heater 即熱式電熱水爐	Stiebel Eltron 斯寶亞創	DHE 24	-	-	-	-	-	-	-	V	V	V	V	
	Gas Water Heater 煤氣熱水爐	TGC	TRJW162TFQL	-	-	-	V	V	-	V	-	-	-	-	
	Gas Water Heater 煤氣熱水爐	TGC	TRJW222TFQL	V	-	-	-	-	-	-	-	-	-	-	
Master Bathroom 主人浴室	Thermo Ventilator 浴室換氣暖風機	Panasonic 樂聲	FV-40BE3H2	V											
	Duct Type Ventilation Fan 風喉式抽氣扇	Gelec 通用電器	DPT15-34H	V											
Bathroom 浴室	Thermo Ventilator 浴室換氣暖風機	Panasonic 樂聲	FV-30BG3H	V	V	V	V	V	V	V	V	V	V	V	
	Duct Type Ventilation Fan 風喉式抽氣扇	Gelec 通用電器	DPT15-34H	V	V	V	V	V	V	V	V	V	V	V	
Utility Platform (**) 工作平台 (**)	Gas Water Heater 煤氣熱水爐	TGC	RBOX16QL/R		V	V									

Remarks:

- 1. “V” means such appliance(s) is / are provided and / or installed in the residential unit.
- 2. “*” means roof for 31/F flat A & G, flat roof for 3/F flat units and common flat roof at 3/F flat E.
- 3. “**” means utility platform not including 3/F flat units.

備註：

- 1. “V” 表示此設備於該住宅單位內提供及/或安裝。
- 2. “*” 表示天台只適用31樓A&G單位，平台只適用3樓單位及3樓E單位公共平台。
- 3. “**” 表示工作平台不包括3樓單位。

FITTINGS, FINISHES AND APPLIANCES
裝置、裝修物料及設備

Appliances Schedule
設備說明表

Tower 5 第5座

Location 位置	Appliances 設備	Brand 品牌	Model No. 產品型號	3/F, 5/F-12/F, 15/F-23/F, 25/F-29/F 3樓、5樓至12樓、15樓至23樓、25樓至29樓											
				A	B	C	D	E	F	G	H	J	K	L	
Air Conditioning Platform, Roof / Flat Roof / Common Flat Roof, (*) 冷氣機平台、天台 / 平台 / 公共平台(*)	(Single)Split type air-conditioner Outdoor Unit (單聯)分體式冷氣機(室外機)	Panasonic 樂聲	CU-YE24UKA1	-	-	-	-	-	-	-	V	-	-	V	
	(Multi)Split type air-conditioner Outdoor Unit (多聯)分體式冷氣機(室外機)	Panasonic 樂聲	CU-4E23PBE	-	-	-	-	V	V	-	-	-	-	V	
	(Multi)Split type air-conditioner Outdoor Unit (多聯)分體式冷氣機(室外機)	Panasonic 樂聲	CU-5E34PBE	V	-	-	-	-	-	-	-	V	V	-	
	Variable Refrigerant Volume air-conditioner Outdoor Unit 可變冷媒流量冷氣機(室外機)	Panasonic 樂聲	U-4LE2H4	-	V	V	V	-	-	-	-	-	-	-	
	Variable Refrigerant Volume air-conditioner Outdoor Unit 可變冷媒流量冷氣機(室外機)	Panasonic 樂聲	U-6LE2H4	-	-	-	-	-	-	V	-	-	-	-	
	Variable Refrigerant Volume air-conditioner Outdoor Unit 可變冷媒流量冷氣機(室外機)	Panasonic 樂聲	U-14ME2H7	-	-	-	-	-	-	-	-	-	-	-	
	Variable Refrigerant Volume air-conditioner Outdoor Unit 可變冷媒流量冷氣機(室外機)	Panasonic 樂聲	U-16ME2H7	-	-	-	-	-	-	-	-	-	-	-	
	Gas Water Heater 煤氣熱水爐	TGC	RBOX16QL/R	X	V	V	X	X	X	X	X	X	X	X	

Remarks:

1. “V” means such appliance(s) is / are provided and / or installed in the residential unit.

2. “*” means roof for 31/F flat A & G, flat roof for 3/F flat units and common flat roof at 3/F flat E.

3. “**” means utility platform not including 3/F flat units.

備註：

1. “V”表示此設備於該住宅單位內提供及/或安裝。

2. “*”表示天台只適用31樓A&G單位，平台只適用3樓單位及3樓E單位公共平台。

3. “**”表示工作平台不包括3樓單位。

FITTINGS, FINISHES AND APPLIANCES

裝置、裝修物料及設備

Appliances Schedule
設備說明表

Tower 5 第5座

Location 位置	Appliances 設備	Brand 品牌	Model No. 產品型號	30/F 30樓							
				A	B	C	D	E	F	K	L
Living Room, Dining Room, Master Bedroom, Bedroom, Corridor & Store Room 客廳、飯廳、主人睡房、 睡房、走廊及儲物室	(Single)Split type air-conditioner Indoor Unit (單聯)分體式冷氣機(室內機)	Panasonic 樂聲	CS-YE24UKA1	-	-	-	-	-	-	-	V
	(Multi)Split type air-conditioner Indoor Unit (多聯)分體式冷氣機(室內機)	Panasonic 樂聲	CS-Z25TKEW	V	-	-	-	V	V	V	V
	(Multi)Split type air-conditioner Indoor Unit (多聯)分體式冷氣機(室內機)	Panasonic 樂聲	CS-Z42TKEW	V	-	-	-	V	V	-	-
	(Multi)Split type air-conditioner Indoor Unit (多聯)分體式冷氣機(室內機)	Panasonic 樂聲	CS-Z50TKEW	-	-	-	-	-	-	V	-
	(Multi)Split type air-conditioner Indoor Unit (多聯)分體式冷氣機(室內機)	Panasonic 樂聲	CS-Z71TKEW	-	-	-	-	-	-	-	-
	Variable Refrigerant Volume air-conditioner Indoor Unit 可變冷媒流量冷氣機(室內機)	Panasonic 樂聲	S-28MK2E5A	-	V	V	V	-	-	-	-
	Variable Refrigerant Volume air-conditioner Indoor Unit 可變冷媒流量冷氣機(室內機)	Panasonic 樂聲	S-56MK2E5A	-	V	V	V	-	-	-	-
	Variable Refrigerant Volume air-conditioner Indoor Unit 可變冷媒流量冷氣機(室內機)	Panasonic 樂聲	S-73MK2E5A	-	-	-	-	-	-	-	-
	Variable Refrigerant Volume air-conditioner Indoor Unit 可變冷媒流量冷氣機(室內機)	Panasonic 樂聲	S-56MF2E5A	-	-	-	-	-	-	-	-
	Home Automation Pad 家居智能控制器	Akuvox 睿雲聯	C315W	V	V	V	V	V	V	V	V
	Infrared Transmitter (For Air-Conditioner Control) 紅外線發射器(用於冷氣機控制)	Schneider Electric 施耐德電氣	CCT501401	V	V	V	V	V	V	V	V
	Gas Water Heater 煤氣熱水爐	TGC	TRJW162TFQL	-	-	-	-	-	V	-	-

Remarks:

- “V” means such appliance(s) is / are provided and / or installed in the residential unit.
- “*” means roof for 31/F flat A & G, flat roof for 3/F flat units and common flat roof at 3/F flat E.
- “***” means utility platform not including 3/F flat units.

備註：

- “V” 表示此設備於該住宅單位內提供及/或安裝。
- “*” 表示天台只適用31樓A&G單位，平台只適用3樓單位及3樓E單位公共平台。
- “***” 表示工作平台不包括3樓單位。

FITTINGS, FINISHES AND APPLIANCES
裝置、裝修物料及設備

Appliances Schedule
設備說明表

Tower 5 第5座

Location 位置	Appliances 設備	Brand 品牌	Model No. 產品型號	30/F 30樓							
				A	B	C	D	E	F	K	L
Open Kitchen / Kitchen 開放式廚房 / 廚房	Instantaneous Electric Water Heater 即熱式電熱水爐	Stiebel Eltron 斯寶亞創	DHE 24	-	-	-	-	-	-	V	V
	Gas Water Heater 煤氣熱水爐	TGC	TRJW162TFQL	-	-	-	V	V	-	-	-
	Gas Water Heater 煤氣熱水爐	TGC	TRJW222TFQL	V	-	-	-	-	-	-	-
Master Bathroom 主人浴室	Thermo Ventilator 浴室換氣暖風機	Panasonic 樂聲	FV-40BE3H2	V							
	Duct Type Ventilation Fan 風喉式抽氣扇	Gelec 通用電器	DPT15-34H	V							
	Gas Water Heater 煤氣熱水爐	TGC	TRJW222TFQL	-							
	Gas Water Heater 煤氣熱水爐	TGC	TRJW162TFQL	-							
Bathroom 浴室	Thermo Ventilator 浴室換氣暖風機	Panasonic 樂聲	FV-30BG3H	V	V	V	V	V	V	V	V
	Duct Type Ventilation Fan 風喉式抽氣扇	Gelec 通用電器	DPT15-34H	V	V	V	V	V	V	V	V
Lavatory 洗手間	Duct Type Ventilation Fan 風喉式抽氣扇	Gelec 通用電器	DPT10-24H								
Utility Platform (**) 工作平台 (**)	Gas Water Heater 煤氣熱水爐	TGC	RBOX16QL/R		V	V					

Remarks:

1. “V” means such appliance(s) is / are provided and / or installed in the residential unit.

2. “*” means roof for 31/F flat A & G, flat roof for 3/F flat units and common flat roof at 3/F flat E.

3. “**” means utility platform not including 3/F flat units.

備註：

1. “V”表示此設備於該住宅單位內提供及/或安裝。

2. “*”表示天台只適用31樓A&G單位，平台只適用3樓單位及3樓E單位公共平台。

3. “**”表示工作平台不包括3樓單位。

FITTINGS, FINISHES AND APPLIANCES

裝置、裝修物料及設備

Appliances Schedule
設備說明表

Tower 5 第5座

Location 位置	Appliances 設備	Brand 品牌	Model No. 產品型號	30/F 30樓							
				A	B	C	D	E	F	K	L
Air Conditioning Platform, Roof / Flat Roof / Common Flat Roof, (*) 冷氣機平台、天台 / 平台 / 公共平台(*)	(Single)Split type air-conditioner Outdoor Unit (單聯)分體式冷氣機(室外機)	Panasonic 樂聲	CU-YE24UKA1	-	-	-	-	-	-	-	V
	(Multi)Split type air-conditioner Outdoor Unit (多聯)分體式冷氣機(室外機)	Panasonic 樂聲	CU-4E23PBE	-	-	-	-	V	V	-	V
	(Multi)Split type air-conditioner Outdoor Unit (多聯)分體式冷氣機(室外機)	Panasonic 樂聲	CU-5E34PBE	V	-	-	-	-	-	V	-
	Variable Refrigerant Volume air-conditioner Outdoor Unit 可變冷媒流量冷氣機(室外機)	Panasonic 樂聲	U-4LE2H4	-	V	V	V	-	-	-	-
	Variable Refrigerant Volume air-conditioner Outdoor Unit 可變冷媒流量冷氣機(室外機)	Panasonic 樂聲	U-6LE2H4	-	-	-	-	-	-	-	-
	Variable Refrigerant Volume air-conditioner Outdoor Unit 可變冷媒流量冷氣機(室外機)	Panasonic 樂聲	U-14ME2H7	-	-	-	-	-	-	-	-
	Variable Refrigerant Volume air-conditioner Outdoor Unit 可變冷媒流量冷氣機(室外機)	Panasonic 樂聲	U-16ME2H7	-	-	-	-	-	-	-	-

Remarks:

- “V” means such appliance(s) is / are provided and / or installed in the residential unit.
- “*” means roof for 31/F flat A & G, flat roof for 3/F flat units and common flat roof at 3/F flat E.
- “***” means utility platform not including 3/F flat units.

備註：

- “V” 表示此設備於該住宅單位內提供及/或安裝。
- “*” 表示天台只適用31樓A&G單位，平台只適用3樓單位及3樓E單位公共平台。
- “***” 表示工作平台不包括3樓單位。

FITTINGS, FINISHES AND APPLIANCES

裝置、裝修物料及設備

Appliances Schedule
設備說明表

Tower 5 第5座

Location 位置	Appliances 設備	Brand 品牌	Model No. 產品型號	30/F & 31/F 30樓及31樓	31/F 31樓				
				G	A	C	D	E	F
Living Room, Dining Room, Master Bedroom, Bedroom, Corridor & Store Room 客廳、飯廳、主人睡房、 睡房、走廊及儲物室	(Single)Split type air-conditioner Indoor Unit (單聯)分體式冷氣機(室內機)	Panasonic 樂聲	CS-YE24UKA1	-	-	-	-	-	-
	(Multi)Split type air-conditioner Indoor Unit (多聯)分體式冷氣機(室內機)	Panasonic 樂聲	CS-Z25TKEW	-	-	-	-	V	V
	(Multi)Split type air-conditioner Indoor Unit (多聯)分體式冷氣機(室內機)	Panasonic 樂聲	CS-Z42TKEW	-	-	-	-	V	V
	(Multi)Split type air-conditioner Indoor Unit (多聯)分體式冷氣機(室內機)	Panasonic 樂聲	CS-Z50TKEW	-	-	-	-	-	-
	(Multi)Split type air-conditioner Indoor Unit (多聯)分體式冷氣機(室內機)	Panasonic 樂聲	CS-Z71TKEW	-	-	-	-	-	-
	Variable Refrigerant Volume air-conditioner Intdoor Unit 可變冷媒流量冷氣機(室內機)	Panasonic 樂聲	S-28MK2E5A	V	V	V	V	-	-
	Variable Refrigerant Volume air-conditioner Indoor Unit 可變冷媒流量冷氣機(室內機)	Panasonic 樂聲	S-56MK2E5A	V	V	V	V	-	-
	Variable Refrigerant Volume air-conditioner Indoor Unit 可變冷媒流量冷氣機(室內機)	Panasonic 樂聲	S-73MK2E5A	-	-	-	-	-	-
	Variable Refrigerant Volume air-conditioner Indoor Unit 可變冷媒流量冷氣機(室內機)	Panasonic 樂聲	S-56MF2E5A	V	V	-	-	-	-
	Home Automation Pad 家居智能控制器	Akuvox 睿雲聯	C315W	V	V	V	V	V	V
	Infrared Transmitter (For Air-Conditioner Control) 紅外線發射器(用於冷氣機控制)	Schneider Electric 施耐德電氣	CCT501401	V	V	V	V	V	V
	Gas Water Heater 煤氣熱水爐	TGC	TRJW162TFQL	-	-	-	-	-	V

Remarks:

1. “V” means such appliance(s) is / are provided and / or installed in the residential unit.

2. “*” means roof for 31/F flat A & G, flat roof for 3/F flat units and common flat roof at 3/F flat E.

3. “**” means utility platform not including 3/F flat units.

備註：

1. “V”表示此設備於該住宅單位內提供及/或安裝。

2. “*”表示天台只適用31樓A&G單位，平台只適用3樓單位及3樓E單位公共平台。

3. “**”表示工作平台不包括3樓單位。

FITTINGS, FINISHES AND APPLIANCES

裝置、裝修物料及設備

Appliances Schedule
設備說明表

Tower 5 第5座

Location 位置	Appliances 設備	Brand 品牌	Model No. 產品型號	30/F & 31/F 30樓及31樓	31/F 31樓				
				G	A	C	D	E	F
Open Kitchen / Kitchen 開放式廚房 / 廚房	Variable Refrigerant Volume air-conditioner Indoor Unit 可變冷媒流量冷氣機(室內機)	Panasonic 樂聲	S-45MK2E5A	-	V	-	-	-	-
	Variable Refrigerant Volume air-conditioner Indoor Unit 可變冷媒流量冷氣機(室內機)	Panasonic 樂聲	S-56MK2E5A	V	-	-	-	-	-
	Instantaneous Electric Water Heater 即熱式電熱水爐	Stiebel Eltron 斯寶亞創	DHE 24	-	-	-	-	-	-
	Gas Water Heater 煤氣熱水爐	TGC	TRJW162TFQL	V	V	-	V	V	-
	Gas Water Heater 煤氣熱水爐	TGC	TRJW222TFQL	V	V	-	-	-	-
Master Bathroom 主人浴室	Thermo Ventilator 浴室換氣暖風機	Panasonic 樂聲	FV-40BE3H2	V	V				
	Duct Type Ventilation Fan 風喉式抽氣扇	Gelec 通用電器	DPT15-34H	V	V				
	Gas Water Heater 煤氣熱水爐	TGC	TRJW222TFQL	-	-				
	Gas Water Heater 煤氣熱水爐	TGC	TRJW162TFQL	V	V				
Bathroom 浴室	Thermo Ventilator 浴室換氣暖風機	Panasonic 樂聲	FV-30BG3H	V	V	V	V	V	V
	Duct Type Ventilation Fan 風喉式抽氣扇	Gelec 通用電器	DPT15-34H	V	V	V	V	V	V
Lavatory 洗手間	Duct Type Ventilation Fan 風喉式抽氣扇	Gelec 通用電器	DPT10-24H	V	V				
Utility Platform (**) 工作平台 (**)	Gas Water Heater 煤氣熱水爐	TGC	RBOX16QL/R	-	V	V			

Remarks:

- “V” means such appliance(s) is / are provided and / or installed in the residential unit.
- “*” means roof for 31/F flat A & G, flat roof for 3/F flat units and common flat roof at 3/F flat E.
- “**” means utility platform not including 3/F flat units.

備註：

- “V” 表示此設備於該住宅單位內提供及/或安裝。
- “*” 表示天台只適用31樓A&G單位，平台只適用3樓單位及3樓E單位公共平台。
- “**” 表示工作平台不包括3樓單位。

FITTINGS, FINISHES AND APPLIANCES

裝置、裝修物料及設備

Appliances Schedule
設備說明表

Tower 5 第5座

Location 位置	Appliances 設備	Brand 品牌	Model No. 產品型號	30/F & 31/F 30樓及31樓	31/F 31樓				
				G	A	C	D	E	F
Air Conditioning Platform, Roof / Flat Roof / Common Flat Roof, (*) 冷氣機平台、天台 / 平台 / 公共平台(*)	(Single)Split type air-conditioner Outdoor Unit (單聯)分體式冷氣機(室外機)	Panasonic 樂聲	CU-YE24UKA1	-	-	-	-	-	-
	(Multi)Split type air-conditioner Outdoor Unit (多聯)分體式冷氣機(室外機)	Panasonic 樂聲	CU-4E23PBE	-	-	-	-	V	V
	(Multi)Split type air-conditioner Outdoor Unit (多聯)分體式冷氣機(室外機)	Panasonic 樂聲	CU-5E34PBE	-	-	-	-	-	-
	Variable Refrigerant Volume air-conditioner Outdoor Unit 可變冷媒流量冷氣機(室外機)	Panasonic 樂聲	U-4LE2H4	-	-	V	V	-	-
	Variable Refrigerant Volume air-conditioner Outdoor Unit 可變冷媒流量冷氣機(室外機)	Panasonic 樂聲	U-6LE2H4	-	-	-	-	-	-
	Variable Refrigerant Volume air-conditioner Outdoor Unit 可變冷媒流量冷氣機(室外機)	Panasonic 樂聲	U-8LE1H7	V	V	-	-	-	-
	Variable Refrigerant Volume air-conditioner Outdoor Unit 可變冷媒流量冷氣機(室外機)	Panasonic 樂聲	U-10LE1H7	-	V	-	-	-	-

Remarks:

1. “V” means such appliance(s) is / are provided and / or installed in the residential unit.

2. “*” means roof for 31/F flat A & G, flat roof for 3/F flat units and common flat roof at 3/F flat E.

3. “**” means utility platform not including 3/F flat units.

備註：

1. “V”表示此設備於該住宅單位內提供及/或安裝。

2. “*”表示天台只適用31樓A&G單位，平台只適用3樓單位及3樓E單位公共平台。

3. “**”表示工作平台不包括3樓單位。

FITTINGS, FINISHES AND APPLIANCES

裝置、裝修物料及設備

Schedule of Mechanical & Electrical Provisions of Residential Units

住宅單位機電裝置數量說明表

Tower 1 第1座

Location 位置	Appliances 設備	2/F-3/F, 5/F-12/F, 15/F-22/F 2樓至3樓、5樓至12樓、15樓至22樓						23/F 23樓		23/F&25/F 23樓及25樓		23/F-25/F 23樓至25樓		25/F 25樓
		A	B	C	D	E	F	A	B	C	D	E	F	A
Entrance 門口	Door Bell Push Button 門鈴按鈕	1	1	1	1	1	1	1	1	1	1	1	1	1
Living / Dining Room 客 / 飯廳	Door Bell 門鐘	1	1	1	1	1	1	1	1	1	1	1	1	1
	Lighting Point 燈位	4	4	4	4	4	4	8	4	8	6	4	5	7
	Lighting Switch (*) 照明開關掣 (*)	4	4	3	3	3	3	4	4	5	6	3	3	4
	Double Pole Switch (*) 雙極開關掣 (*)	1	1	1	1	1	1	1	1	2	2	1	1	1
	Fuse Spur Unit (*) 接線位連保險絲 (*)	5	5	4	4	4	4	5	5	4	4	4	4	5
	TV / FM Outlet 電視及電台插座	2	2	2	2	2	2	2	2	2	2	2	2	2
	Telephone and Data Outlet 電話及電訊插座	2	2	2	2	2	2	2	2	2	2	2	2	2
	Data Outlet (For Home Automation) 電訊插座供智能家居系統	1	1	1	1	1	1	1	1	1	1	1	1	1
	13A Switched Socket Outlet 13安培單位電插座	1	1	1	1	1	1	1	1	1	1	1	1	1
	13A Switched Twin Socket Outlet 13安培雙位電插座	3	3	3	3	3	3	3	3	2	2	3	3	2
	2 Key / 4 Key Freelocate Switch (*) 兩控 / 四控移動開關掣(*)	-	-	-	-	-	-	-	-	1	1	-	-	1
	Electric Curtain Switch (****) 電動窗簾掣 (****)	1	1	1	1	1	1	1	1	1	1	1	1	1

Remarks:

1. “*” has been used for connection of lighting fitting or appliance.
2. “**” means roof for 25/F flat units and flat roof for 2/F flat units only.
3. “***” means utility platform not including 2/F flat units.
4. “****” Electric curtain switch had not been connected to appliance.
5. “1,2,.....” denotes the quantity of such provision(s) provided in the residential flat.
6. Quantity of the lighting switch shown in the schedule denotes the quantity of switch faceplate.

備註：

1. “*” 已用作連接燈具或設備。
2. “**” 表示天台只適用25樓單位及平台只適用2樓單位。
3. “***” 表示工作平台不包括2樓單位。
4. “****” 電動窗簾並沒有連接至設備。
5. “1,2,.....” 表示提供於該住宅單位內的裝置數量。
6. 說明表所顯示的燈掣數量是表示燈掣面板的數量。

FITTINGS, FINISHES AND APPLIANCES

裝置、裝修物料及設備

Schedule of Mechanical & Electrical Provisions of Residential Units
住宅單位機電裝置數量說明表

Tower 1 第1座

Location 位置	Appliances 設備	2/F-3/F, 5/F-12/F, 15/F-22/F 2樓至3樓、5樓至12樓、15樓至22樓						23/F 23樓		23/F&25/F 23樓及25樓		23/F-25/F 23樓至25樓		25/F 25樓
		A	B	C	D	E	F	A	B	C	D	E	F	A
Living / Dining Room 客 / 飯廳	Home Automation Pad 家居智能控制器	1	1	1	1	1	1	1	1	1	1	1	1	1
	Corridor Lighting Point 走廊燈位	2	2	2	2	2	2	2	2	4	4	2	2	3
	Corridor Lighting Switch 走廊照明開關掣	1	1	1	1	1	1	1	1	3	3	1	1	3
	Corridor Double Pole Switch (*) 走廊雙極開關掣 (*)	1	1	1	1	1	1	1	1	-	-	1	1	-
	Corridor 13A Switched Socket Outlet 走廊13安培單位電插座	1	1	1	1	1	1	1	1	-	-	1	1	-
	Corridor 13A Switched Twin Socket Outlet 走廊13安培雙位電插座	-	-	-	-	-	-	-	-	-	-	-	-	-
	Corridor 2 Key Freelocate Switch (*) 走廊兩控移動開關掣 (*)	1	1	1	1	1	1	1	1	-	-	1	1	-
	(Multi)Split type air-conditioner Indoor Unit (多聯)分體式冷氣機 (室內機)	2	2	2	2	2	2	2	2	-	-	2	2	-
	Variable Refrigerant Volume air-conditioner Indoor Unit 可變冷媒流量冷氣機 (室內機)	-	-	-	-	-	-	-	-	2	2	-	-	3

Remarks:

- “*” has been used for connection of lighting fitting or appliance.
- “**” means roof for 25/F flat units and flat roof for 2/F flat units only.
- “***” means utility platform not including 2/F flat units.
- “****” Electric curtain switch had not been connected to appliance.
- “1,2,.....” denotes the quantity of such provision(s) provided in the residential flat.
- Quantity of the lighting switch shown in the schedule denotes the quantity of switch faceplate.

備註：

- “*” 已用作連接燈具或設備。
- “**” 表示天台只適用25樓單位及平台只適用2樓單位。
- “***” 表示工作平台不包括2樓單位。
- “****” 電動窗簾並沒有連接至設備。
- “1,2,.....” 表示提供於該住宅單位內的裝置數量。
- 說明表所顯示的燈掣數量是表示燈掣面板的數量。

FITTINGS, FINISHES AND APPLIANCES

裝置、裝修物料及設備

Schedule of Mechanical & Electrical Provisions of Residential Units

住宅單位機電裝置數量說明表

Tower 1 第1座

Location 位置	Appliances 設備	2/F-3/F, 5/F-12/F, 15/F-22/F 2樓至3樓、5樓至12樓、15樓至22樓						23/F 23樓		23/F&25/F 23樓及25樓		23/F-25/F 23樓至25樓		25/F 25樓
		A	B	C	D	E	F	A	B	C	D	E	F	A
Master Bedroom 主人睡房	Lighting Point 燈位	3	3	2	2	2	2	3	4	2	1	2	2	3
	Lighting Switch 照明開關掣	2	2 3 (For 2/F only) (只限2樓)	2	2	2	2	2	2	2	2	2	2	2
	Double Pole Switch (*) 雙極開關掣 (*)	1	1	1	1	1	1	1	1	1	2	1	1	2
	Fuse Spur Unit (*) 接線位連保險絲 (*)	2	2	1	1	1	1	2	2	2	2	1	1	3
	TV / FM Outlet 電視及電台插座	1	1	1	1	1	1	1	1	1	1	1	1	1
	Telephone and Data Outlet 電話及電訊插座	1	1	1	1	1	1	1	1	1	1	1	1	1
	13A Switched Socket Outlet 13安培單位電插座	-	-	-	-	-	-	-	-	1	1	-	-	1
	13A Switched Twin Socket Outlet 13安培雙位電插座	3	3	3	3	3	3	3	3	2	2	3	3	2
	(Multi)Split type air-conditioner Indoor Unit (多聯)分體式冷氣機 (室內機)	2	2	1	1	1	1	2	2	-	-	1	1	-
	Variable Refrigerant Volume air-conditioner Indoor Unit 可變冷媒流量冷氣機 (室內機)	-	-	-	-	-	-	-	-	1	1	-	-	2
	Electric Curtain Switch (****) 電動窗簾掣 (****)	-	-	-	-	-	-	-	-	1	1	-	-	1

Remarks:

1. “*” has been used for connection of lighting fitting or appliance.
2. “**” means roof for 25/F flat units and flat roof for 2/F flat units only.
3. “***” means utility platform not including 2/F flat units.
4. “****” Electric curtain switch had not been connected to appliance.
5. “1,2,.....” denotes the quantity of such provision(s) provided in the residential flat.
6. Quantity of the lighting switch shown in the schedule denotes the quantity of switch faceplate.

備註：

1. “*” 已用作連接燈具或設備。
2. “**” 表示天台只適用25樓單位及平台只適用2樓單位。
3. “***” 表示工作平台不包括2樓單位。
4. “****” 電動窗簾並沒有連接至設備。
5. “1,2,.....” 表示提供於該住宅單位內的裝置數量。
6. 說明表所顯示的燈掣數量是表示燈掣面板的數量。

FITTINGS, FINISHES AND APPLIANCES

裝置、裝修物料及設備

Schedule of Mechanical & Electrical Provisions of Residential Units
住宅單位機電裝置數量說明表

Tower 1 第1座

Location 位置	Appliances 設備	2/F-3/F, 5/F-12/F, 15/F-22/F 2樓至3樓、5樓至12樓、15樓至22樓						23/F 23樓		23/F&25/F 23樓及25樓		23/F-25/F 23樓至25樓		25/F 25樓
		A	B	C	D	E	F	A	B	C	D	E	F	A
Bedroom 1 睡房 1	Lighting Point 燈位	1	1	1	1	1	1	1	1	2	2	1	1	1
	Lighting Switch 照明開關掣	2	2	1	1	1	1	2	2	2	2	1	1	2
	Double Pole Switch (*) 雙極開關掣 (*)	1	1	-	-	-	-	1	1	1	1	-	-	1
	Fuse Spur Unit (*) 接線位連保險絲 (*)	1	1	1	1	1	1	1	1	2	2	1	1	2
	TV / FM Outlet 電視及電台插座	1	1	1	1	1	1	1	1	1	1	1	1	1
	Telephone and Data Outlet 電話及電訊插座	1	1	1	1	1	1	1	1	1	1	1	1	1
	13A Switched Socket Outlet 13安培單位電插座	1	1	1	1	1	1	1	1	1	1	1	1	1
	13A Switched Twin Socket Outlet 13安培雙位電插座	2	2	2	2	2	2	2	2	2	2	2	2	2
	(Multi)Split type air-conditioner Indoor Unit (多聯)分體式冷氣機 (室內機)	1	1	1	1	1	1	1	1	-	-	1	1	-
	Variable Refrigerant Volume air-conditioner Indoor Unit 可變冷媒流量冷氣機 (室內機)	-	-	-	-	-	-	-	-	1	1	-	-	1
	Electric Curtain Switch (****) 電動窗簾掣 (****)	-	-	-	-	-	-	-	-	1	1	-	-	1

Remarks:

- “*” has been used for connection of lighting fitting or appliance.
- “**” means roof for 25/F flat units and flat roof for 2/F flat units only.
- “***” means utility platform not including 2/F flat units.
- “****” Electric curtain switch had not been connected to appliance.
- “1,2,……” denotes the quantity of such provision(s) provided in the residential flat.
- Quantity of the lighting switch shown in the schedule denotes the quantity of switch faceplate.

備註：

- “*” 已用作連接燈具或設備。
- “**” 表示天台只適用25樓單位及平台只適用2樓單位。
- “***” 表示工作平台不包括2樓單位。
- “****” 電動窗簾並沒有連接至設備。
- “1,2,……” 表示提供於該住宅單位內的裝置數量。
- 說明表所顯示的燈掣數量是表示燈掣面板的數量。

FITTINGS, FINISHES AND APPLIANCES

裝置、裝修物料及設備

Schedule of Mechanical & Electrical Provisions of Residential Units

住宅單位機電裝置數量說明表

Tower 1 第1座

Location 位置	Appliances 設備	2/F-3/F, 5/F-12/F, 15/F-22/F 2樓至3樓、5樓至12樓、15樓至22樓						23/F 23樓		23/F&25/F 23樓及25樓		23/F-25/F 23樓至25樓		25/F 25樓
		A	B	C	D	E	F	A	B	C	D	E	F	A
Bedroom 2 睡房 2	Lighting Point 燈位	1	1	1	1	1	1	2	2	1	1	1	1	1
	Lighting Switch 照明開關掣	1	1	1	1	1	1	1	1	2	2	1	1	2
	Double Pole Switch (*) 雙極開關掣 (*)	-	-	-	-	-	-	-	-	2	1	-	-	1
	Fuse Spur Unit (*) 接線位連保險絲 (*)	1	1	1	1	1	1	1	1	2	2	1	1	1
	TV / FM Outlet 電視及電台插座	1	1	1	1	1	1	1	1	1	1	1	1	1
	Telephone and Data Outlet 電話及電訊插座	1	1	1	1	1	1	1	1	1	1	1	1	1
	13A Switched Socket Outlet 13安培單位電插座	1	1	1	1	1	1	1	1	1	1	1	1	1
	13A Switched Twin Socket Outlet 13安培雙位電插座	2	2	2	2	2	2	2	2	2	2	2	2	2
	(Multi)Split type air-conditioner Indoor Unit (多聯)分體式冷氣機 (室內機)	1	1	1	1	1	1	1	1	-	-	1	1	-
	Variable Refrigerant Volume air-conditioner Indoor Unit 可變冷媒流量冷氣機 (室內機)	-	-	-	-	-	-	-	-	1	1	-	-	1
	Electric Curtain Switch (****) 電動窗簾掣 (****)	-	-	-	-	-	-	-	-	1	1	-	-	1

Remarks:

1. “*” has been used for connection of lighting fitting or appliance.
2. “**” means roof for 25/F flat units and flat roof for 2/F flat units only.
3. “***” means utility platform not including 2/F flat units.
4. “****” Electric curtain switch had not been connected to appliance.
5. “1,2,.....” denotes the quantity of such provision(s) provided in the residential flat.
6. Quantity of the lighting switch shown in the schedule denotes the quantity of switch faceplate.

備註：

1. “*” 已用作連接燈具或設備。
2. “**” 表示天台只適用25樓單位及平台只適用2樓單位。
3. “***” 表示工作平台不包括2樓單位。
4. “****” 電動窗簾並沒有連接至設備。
5. “1,2,.....” 表示提供於該住宅單位內的裝置數量。
6. 說明表所顯示的燈掣數量是表示燈掣面板的數量。

FITTINGS, FINISHES AND APPLIANCES

裝置、裝修物料及設備

Schedule of Mechanical & Electrical Provisions of Residential Units
住宅單位機電裝置數量說明表

Tower 1 第1座

Location 位置	Appliances 設備	2/F-3/F, 5/F-12/F, 15/F-22/F 2樓至3樓、5樓至12樓、15樓至22樓						23/F 23樓		23/F&25/F 23樓及25樓		23/F-25/F 23樓至25樓		25/F 25樓
		A	B	C	D	E	F	A	B	C	D	E	F	A
Bedroom 3 睡房 3	Lighting Point 燈位	1	1					2	2	1	4			2
	Lighting Switch 照明開關掣	1	1					1	1	2	2			2
	Double Pole Switch (*) 雙極開關掣 (*)	-	-					-	-	1	1			1
	Fuse Spur Unit (*) 接線位連保險絲 (*)	1	1					1	1	2	2			2
	TV / FM Outlet 電視及電台插座	1	1					1	1	1	1			1
	Telephone and Data Outlet 電話及電訊插座	1	1					1	1	1	1			1
	13A Switched Socket Outlet 13安培單位電插座	1	1					1	1	-	-			1
	13A Switched Twin Socket Outlet 13安培雙位電插座	2	2					2	2	3	3			2
	(Multi)Split type air-conditioner Indoor Unit (多聯)分體式冷氣機 (室內機)	1	1					1	1	-	-			-
	Variable Refrigerant Volume air-conditioner Indoor Unit 可變冷媒流量冷氣機 (室內機)	-	-					-	-	1	1			2
	Electric Curtain Switch (****) 電動窗簾掣 (****)	-	-					-	-	1	1			1

Remarks:

- “*” has been used for connection of lighting fitting or appliance.
- “**” means roof for 25/F flat units and flat roof for 2/F flat units only.
- “***” means utility platform not including 2/F flat units.
- “****” Electric curtain switch had not been connected to appliance.
- “1,2,……” denotes the quantity of such provision(s) provided in the residential flat.
- Quantity of the lighting switch shown in the schedule denotes the quantity of switch faceplate.

備註:

- “*” 已用作連接燈具或設備。
- “**” 表示天台只適用25樓單位及平台只適用2樓單位。
- “***” 表示工作平台不包括2樓單位。
- “****” 電動窗簾並沒有連接至設備。
- “1,2,……” 表示提供於該住宅單位內的裝置數量。
- 說明表所顯示的燈掣數量是表示燈掣面板的數量。

FITTINGS, FINISHES AND APPLIANCES

裝置、裝修物料及設備

Schedule of Mechanical & Electrical Provisions of Residential Units

住宅單位機電裝置數量說明表

Tower 1 第1座

Location 位置	Appliances 設備	2/F-3/F, 5/F-12/F, 15/F-22/F 2樓至3樓、5樓至12樓、15樓至22樓						23/F 23樓		23/F&25/F 23樓及25樓		23/F-25/F 23樓至25樓		25/F 25樓
		A	B	C	D	E	F	A	B	C	D	E	F	A
Store Room 儲物室	Lighting Point 燈位	1	1	1	1	1	1	1	1	1	1	1	1	1
	Lighting Switch 照明開關掣	1	1	1	1	1	1	1	1	1	1	1	1	1
	Double Pole Switch (*) 雙極開關掣 (*)	1	1	1	1	1	1	1	1	1	1	1	1	1
	Fuse Spur Unit (*) 接線位連保險絲 (*)	2	2	2	2	2	2	2	2	2	2	2	2	2
	13A Switched Socket Outlet 13安培單位電插座	1	1	1	1	1	1	1	1	1	1	1	1	1
	Home Automation Control Box 智能家居系統控制箱	1	1	1	1	1	1	1	1	1	1	1	1	1
	TPN Miniature Circuit Breakers Board 三相總電掣箱	1	1	-	-	-	-	1	1	1	1	-	-	1
	Water Inlet for Washing Machine 洗衣機來水	-	1	-	-	-	-	-	1	-	-	-	-	-
	Water Outlet for Washing Machine 洗衣機去水	-	1	-	-	-	-	-	1	-	-	-	-	-
	SPN Miniature Circuit Breakers Board 單相總電掣箱	-	-	1	1	1	1	-	-	-	-	1	1	-
	(Single)Split type air-conditioner Indoor Unit (單聯)分體式冷氣機 (室內機)	-	-	-	-	-	-	-	-	-	-	-	1 (For 25/F only) (只限25樓)	-
	(Multi)Split type air-conditioner Indoor Unit (多聯)分體式冷氣機 (室內機)	1	1	1	1	1	1	1	1	-	-	1	1 (For 23/F only) (只限23樓)	-
	Variable Refrigerant Volume air-conditioner Indoor Unit 可變冷媒流量冷氣機 (室內機)	-	-	-	-	-	-	-	-	1	1	-	-	1
	13A Switched Socket Outlet (*) 13安培單位電插座 (*)	-	1	-	-	-	-	-	1	-	-	-	-	-
	Water Heater Remote Control 熱水爐溫度控制器	-	-	-	-	-	-	-	-	1	1	-	-	-

Remarks:

1. “*” has been used for connection of lighting fitting or appliance.
2. “**” means roof for 25/F flat units and flat roof for 2/F flat units only.
3. “***” means utility platform not including 2/F flat units.
4. “****” Electric curtain switch had not been connected to appliance.
5. “1,2,.....” denotes the quantity of such provision(s) provided in the residential flat.
6. Quantity of the lighting switch shown in the schedule denotes the quantity of switch faceplate.

備註：

1. “*” 已用作連接燈具或設備。
2. “**” 表示天台只適用25樓單位及平台只適用2樓單位。
3. “***” 表示工作平台不包括2樓單位。
4. “****” 電動窗簾並沒有連接至設備。
5. “1,2,.....” 表示提供於該住宅單位內的裝置數量。
6. 說明表所顯示的燈掣數量是表示燈掣面板的數量。

FITTINGS, FINISHES AND APPLIANCES
裝置、裝修物料及設備

Schedule of Mechanical & Electrical Provisions of Residential Units
住宅單位機電裝置數量說明表

Tower 1 第1座

Location 位置	Appliances 設備	2/F-3/F, 5/F-12/F, 15/F-22/F 2樓至3樓、5樓至12樓、15樓至22樓						23/F 23樓		23/F&25/F 23樓及25樓		23/F-25/F 23樓至25樓		25/F 25樓
		A	B	C	D	E	F	A	B	C	D	E	F	A
Master Bathroom 主人浴室	Lighting Point (Including Cabinet LED Strip) 燈位 (含鏡櫃燈帶)	9	7	4	5	5	5	10	7	7	7	5	5	8
	Double Pole Switch (*) 雙極開關掣 (*)	-	-	-	-	-	-	-	-	-	-	-	-	-
	Fuse Spur Unit (*) 接線位連保險絲 (*)	2	2	2	2	2	2	2	2	2	4	2	2	4
	13A Unswitched Socket Outlet 13安培無開關單位電插座	1	1	1	1	1	1	1	1	1	1	1	1	1
	Weatherproof Isolating Switch 防水開關掣	-	-	-	-	-	-	-	-	-	-	-	-	-
	Water Heater Remote Control 熱水爐溫度控制器	1	1	1	1	1	1	1	1	1	1	1	1	1
	Gas Water Heater 煤氣熱水爐	-	-	-	-	-	-	-	-	-	2	-	-	1
	Cable Outlet (*) 電源接線位 (*)	1	1	1	1	1	1	1	1	1	1	1	1	1
Bathroom 浴室	Lighting Point (Including Cabinet LED Strip) 燈位 (含鏡櫃燈帶)			4	4	4	4					4	4 5 (For 25/F only) (只限25樓)	
	Double Pole Switch (*) 雙極開關掣 (*)			-	-	-	-					-	-	
	Fuse Spur Unit (*) 接線位連保險絲 (*)			3	3	3	3					3	3	
	13A Unswitched Socket Outlet 13安培無開關單位電插座			1	1	1	1					1	1	
	Weatherproof Isolating Switch 防水開關掣			-	-	-	-					-	-	
	Water Heater Remote Control 熱水爐溫度控制器			1	1	1	1					1	1	

Remarks:

- “*” has been used for connection of lighting fitting or appliance.
- “**” means roof for 25/F flat units and flat roof for 2/F flat units only.
- “***” means utility platform not including 2/F flat units.
- “****” Electric curtain switch had not been connected to appliance.
- “1,2,.....” denotes the quantity of such provision(s) provided in the residential flat.
- Quantity of the lighting switch shown in the schedule denotes the quantity of switch faceplate.

備註：

- “*” 已用作連接燈具或設備。
- “**” 表示天台只適用25樓單位及平台只適用2樓單位。
- “***” 表示工作平台不包括2樓單位。
- “****” 電動窗簾並沒有連接至設備。
- “1,2,.....” 表示提供於該住宅單位內的裝置數量。
- 說明表所顯示的燈掣數量是表示燈掣面板的數量。

FITTINGS, FINISHES AND APPLIANCES

裝置、裝修物料及設備

Schedule of Mechanical & Electrical Provisions of Residential Units

住宅單位機電裝置數量說明表

Tower 1 第1座

Location 位置	Appliances 設備	2/F-3/F, 5/F-12/F, 15/F-22/F 2樓至3樓、5樓至12樓、15樓至22樓						23/F 23樓		23/F&25/F 23樓及25樓		23/F-25/F 23樓至25樓		25/F 25樓
		A	B	C	D	E	F	A	B	C	D	E	F	A
Bathroom 1 浴室 1	Lighting Point (Including Cabinet LED Strip) 燈位 (含鏡櫃燈帶)	5	5					5	5	5	6			6
	Double Pole Switch (*) 雙極開關掣 (*)	-	-					-	-	-	-			-
	Fuse Spur Unit (*) 接線位連保險絲 (*)	3	3					3	3	3	3			3
	13A Unswitched Socket Outlet 13安培無開關單位電插座	1	1					1	1	1	1			1
	Weatherproof Isolating Switch 防水開關掣	-	-					-	-	-	-			-
	Water Heater Remote Control 熱水爐溫度控制器	1	1					1	1	1	1			1
	Gas Water Heater 煤氣熱水爐	-	-					-	-	-	-			1
Bathroom 2 浴室 2	Lighting Point (Including Cabinet LED Strip) 燈位 (含鏡櫃燈帶)	4	4					4	4	5	6			5
	Double Pole Switch (*) 雙極開關掣 (*)	-	-					-	-	-	-			-
	Fuse Spur Unit (*) 接線位連保險絲 (*)	3	3					3	3	5	3			3
	13A Unswitched Socket Outlet 13安培無開關單位電插座	1	1					1	1	1	1			1
	Weatherproof Isolating Switch 防水開關掣	-	-					-	-	-	-			-
	Water Heater Remote Control 熱水爐溫度控制器	1	1					1	1	1	1			1
	Gas Water Heater 煤氣熱水爐	-	-					-	-	2	-			-

Remarks:

1. “*” has been used for connection of lighting fitting or appliance.
2. “**” means roof for 25/F flat units and flat roof for 2/F flat units only.
3. “***” means utility platform not including 2/F flat units.
4. “****” Electric curtain switch had not been connected to appliance.
5. “1,2,.....” denotes the quantity of such provision(s) provided in the residential flat.
6. Quantity of the lighting switch shown in the schedule denotes the quantity of switch faceplate.

備註：

1. “*” 已用作連接燈具或設備。
2. “**” 表示天台只適用25樓單位及平台只適用2樓單位。
3. “***” 表示工作平台不包括2樓單位。
4. “****” 電動窗簾並沒有連接至設備。
5. “1,2,.....” 表示提供於該住宅單位內的裝置數量。
6. 說明表所顯示的燈掣數量是表示燈掣面板的數量。

FITTINGS, FINISHES AND APPLIANCES

裝置、裝修物料及設備

Schedule of Mechanical & Electrical Provisions of Residential Units
住宅單位機電裝置數量說明表

Tower 1 第1座

Location 位置	Appliances 設備	2/F-3/F, 5/F-12/F, 15/F-22/F 2樓至3樓、5樓至12樓、15樓至22樓						23/F 23樓		23/F&25/F 23樓及25樓		23/F-25/F 23樓至25樓		25/F 25樓
		A	B	C	D	E	F	A	B	C	D	E	F	A
Bathroom 3 浴室 3	Lighting Point (Including Cabinet LED Strip) 燈位 (含鏡櫃燈帶)									5	5			9
	Double Pole Switch (*) 雙極開關掣 (*)									-	-			-
	Fuse Spur Unit (*) 接線位連保險絲 (*)									3	3			3
	13A Unswitched Socket Outlet 13安培無開關單位電插座									1	1			1
	Weatherproof Isolating Switch 防水開關掣									-	-			-
	Water Heater Remote Control 熱水爐溫度控制器									1	1			1
Lavatory 洗手間	Lighting Point 燈位	1	1	1	1	1	1	1	1			1	1	
	Double Pole Switch (*) 雙極開關掣 (*)	-	-	-	-	-	-	-	-			-	-	
	Fuse Spur Unit (*) 接線位連保險絲 (*)	1	1	1	1	1	1	1	1			1	1	
Lavatory 1 洗手間 1	Lighting Point 燈位									1	1			1
	Double Pole Switch (*) 雙極開關掣 (*)									-	-			-
	Fuse Spur Unit (*) 接線位連保險絲 (*)									1	1			1
Lavatory 2 洗手間 2	Lighting Point 燈位									3	3			3
	Double Pole Switch (*) 雙極開關掣 (*)									-	-			-
	Fuse Spur Unit (*) 接線位連保險絲 (*)									2	2			2
	13A Unswitched Socket Outlet 13安培無開關單位電插座									1	1			1

Remarks:

- 1. “*” has been used for connection of lighting fitting or appliance.
- 2. “**” means roof for 25/F flat units and flat roof for 2/F flat units only.
- 3. “***” means utility platform not including 2/F flat units.
- 4. “****” Electric curtain switch had not been connected to appliance.
- 5. “1,2,……” denotes the quantity of such provision(s) provided in the residential flat.
- 6. Quantity of the lighting switch shown in the schedule denotes the quantity of switch faceplate.

備註：

- 1. “*” 已用作連接燈具或設備。
- 2. “**” 表示天台只適用25樓單位及平台只適用2樓單位。
- 3. “***” 表示工作平台不包括2樓單位。
- 4. “****” 電動窗簾並沒有連接至設備。
- 5. “1,2,……” 表示提供於該住宅單位內的裝置數量。
- 6. 說明表所顯示的燈掣數量是表示燈掣面板的數量。

FITTINGS, FINISHES AND APPLIANCES

裝置、裝修物料及設備

Schedule of Mechanical & Electrical Provisions of Residential Units

住宅單位機電裝置數量說明表

Tower 1 第1座

Location 位置	Appliances 設備	2/F-3/F, 5/F-12/F, 15/F-22/F 2樓至3樓、5樓至12樓、15樓至22樓						23/F 23樓		23/F&25/F 23樓及25樓		23/F-25/F 23樓至25樓		25/F 25樓
		A	B	C	D	E	F	A	B	C	D	E	F	A
Kitchen 廚房	Lighting Point (Including Cabinet LED Strip) 燈位 (含廚櫃燈帶)	7	7	5	6	6	5	7	7	5	6	6	5	7
	Lighting Switch 照明開關掣	1	-	-	1	1	-	1	-	-	-	1	-	-
	Double Pole Switch (*) 雙極開關掣 (*)	2	2	1	1	1	1	2	2	1	2	1	1	2
	Fuse Spur Unit (*) 接線位連保險絲 (*)	5	5	4	4	4	4	5	5	5	6	4	4	5
	13A Switched Socket Outlet (*) 13安培單位電插座 (*)	4	4	3	3	3	3	4	4	3	4	3	3	5
	13A Switched Twin Socket Outlet 13安培雙位電插座	2	2	2	2	2	2	2	2	2	2	2	2	2
	Home Automation Control Box 智能家居系統控制箱	-	-	-	-	-	-	-	-	-	-	-	-	-
	TPN Miniature Circuit Breakers Board 三相總電掣箱	-	-	-	-	-	-	-	-	-	-	-	-	-
	SPN Miniature Circuit Breakers Board 單相總電掣箱	-	-	-	-	-	-	-	-	-	-	-	-	-
	Water Inlet for Washing Machine 洗衣機來水	-	-	1	1	1	1	-	-	1	1	1	1	1
	Water Outlet for Washing Machine 洗衣機去水	-	-	1	1	1	1	-	-	1	1	1	1	1
	Gas Water Heater 煤氣熱水爐	2	2	2	2	2	2	2	2	2	2	2	2	2
	Instantaneous Electric Water Heater 即熱式電熱水爐	-	-	-	-	-	-	-	-	-	-	-	-	-
	Variable Refrigerant Volume air-conditioner Indoor Unit 可變冷媒流量冷氣機 (室內機)	-	-	-	-	-	-	-	-	1	1	-	-	1

Remarks:

1. “*” has been used for connection of lighting fitting or appliance.
2. “**” means roof for 25/F flat units and flat roof for 2/F flat units only.
3. “***” means utility platform not including 2/F flat units.
4. “****” Electric curtain switch had not been connected to appliance.
5. “1,2,.....” denotes the quantity of such provision(s) provided in the residential flat.
6. Quantity of the lighting switch shown in the schedule denotes the quantity of switch faceplate.

備註：

1. “*” 已用作連接燈具或設備。
2. “**” 表示天台只適用25樓單位及平台只適用2樓單位。
3. “***” 表示工作平台不包括2樓單位。
4. “****” 電動窗簾並沒有連接至設備。
5. “1,2,.....” 表示提供於該住宅單位內的裝置數量。
6. 說明表所顯示的燈掣數量是表示燈掣面板的數量。

FITTINGS, FINISHES AND APPLIANCES

裝置、裝修物料及設備

Schedule of Mechanical & Electrical Provisions of Residential Units
住宅單位機電裝置數量說明表

Tower 1 第1座

Location 位置	Appliances 設備	2/F-3/F, 5/F-12/F, 15/F-22/F 2樓至3樓、5樓至12樓、15樓至22樓						23/F 23樓		23/F&25/F 23樓及25樓		23/F-25/F 23樓至25樓		25/F 25樓
		A	B	C	D	E	F	A	B	C	D	E	F	A
Balcony 露台 (Except 2/F) (2樓除外)	Lighting Point 燈位	1	1	1	1	1	1	1	1	1	1	1	1	
Utility Platform (***) 工作平台 (***)	Lighting Point 燈位	1			1	1		1				1		1
	Fuse Spur Unit (*) 接線位連保險絲 (*)	-			-	-		-				-		-
Air Conditioning Platform 冷氣機平台	Weatherproof Isolating Switch 防水開關掣	3	3	2	2	2	2	3	3	-	-	2	2	-
	(Single)Split type air-conditioner Outdoor Unit (單聯)分體式冷氣機 (室外機)	-	-	-	-	-	-	-	-	-	-	-	-	-
	(Multi)Split type air-conditioner Outdoor Unit (多聯)分體式冷氣機 (室外機)	3	3	2	2	2	2	3	3	-	-	2	2	-
Flat Roof (**) 平台 (**) (2/F only) (只限2樓)	Lighting Point 燈位	3	3	3	3	3	3							
	Weatherproof Lighting Switch 防水照明開關掣	-	-	-	-	-	-							
	Weatherproof Socket Outlet 防水單位電插座	2	2	2	2	2	2							
	Weatherproof Twin Socket Outlet 防水雙位電插座	-	-	-	-	-	-							
	Weatherproof Isolating Switch 防水開關掣	-	-	-	-	-	-							

Remarks:

- “*” has been used for connection of lighting fitting or appliance.
- “**” means roof for 25/F flat units and flat roof for 2/F flat units only.
- “***” means utility platform not including 2/F flat units.
- “****” Electric curtain switch had not been connected to appliance.
- “1,2,……” denotes the quantity of such provision(s) provided in the residential flat.
- Quantity of the lighting switch shown in the schedule denotes the quantity of switch faceplate.

備註：

- “*” 已用作連接燈具或設備。
- “**” 表示天台只適用25樓單位及平台只適用2樓單位。
- “***” 表示工作平台不包括2樓單位。
- “****” 電動窗簾並沒有連接至設備。
- “1,2,……” 表示提供於該住宅單位內的裝置數量。
- 說明表所顯示的燈掣數量是表示燈掣面板的數量。

FITTINGS, FINISHES AND APPLIANCES

裝置、裝修物料及設備

Schedule of Mechanical & Electrical Provisions of Residential Units

住宅單位機電裝置數量說明表

Tower 1 第1座

Location 位置	Appliances 設備	2/F-3/F, 5/F-12/F, 15/F-22/F 2樓至3樓、5樓至12樓、15樓至22樓						23/F 23樓		23/F&25/F 23樓及25樓		23/F-25/F 23樓至25樓		25/F 25樓
		A	B	C	D	E	F	A	B	C	D	E	F	A
Roof (**) 天台 (**)	Lighting Point 燈位									17	14	4	4	20
	Weatherproof Lighting Switch 防水照明開關掣									-	-	1	1	-
	Weatherproof Socket Outlet 防水單位電插座									1	1	1	1	2
	Weatherproof Twin Socket Outlet 防水雙位電插座									-	-	-	-	-
	Isolating Switch for Jacuzzi 按摩池開關掣									-	-	-	-	1
	Weatherproof Isolating Switch 防水開關掣									1	1	-	1	1
	(Single)Split type air-conditioner Outdoor Unit (單聯)分體式冷氣機(室外機)									-	-	-	1	-
	Variable Refrigerant Volume air-conditioner Outdoor Unit 可變冷媒流量冷氣機(室外機)									1	1	-	-	1
	Water Inlet Connection Point 來水接駁喉位									1	1	1	1	1
	Water Outlet Connection Point 去水接駁喉位									1	1	1	1	1

Remarks:

1. “*” has been used for connection of lighting fitting or appliance.
2. “**” means roof for 25/F flat units and flat roof for 2/F flat units only.
3. “***” means utility platform not including 2/F flat units.
4. “****” Electric curtain switch had not been connected to appliance.
5. “1,2,.....” denotes the quantity of such provision(s) provided in the residential flat.
6. Quantity of the lighting switch shown in the schedule denotes the quantity of switch faceplate.

備註：

1. “*” 已用作連接燈具或設備。
2. “**” 表示天台只適用25樓單位及平台只適用2樓單位。
3. “***” 表示工作平台不包括2樓單位。
4. “****” 電動窗簾並沒有連接至設備。
5. “1,2,.....” 表示提供於該住宅單位內的裝置數量。
6. 說明表所顯示的燈掣數量是表示燈掣面板的數量。

FITTINGS, FINISHES AND APPLIANCES
裝置、裝修物料及設備

Schedule of Mechanical & Electrical Provisions of Residential Units
住宅單位機電裝置數量說明表

Tower 1 第1座

Location 位置	Appliances 設備	2/F-3/F, 5/F-12/F, 15/F-22/F 2樓至3樓、5樓至12樓、15樓至22樓						23/F 23樓		23/F&25/F 23樓及25樓		23/F-25/F 23樓至25樓		25/F 25樓
		A	B	C	D	E	F	A	B	C	D	E	F	A
Private Lift Lobby 私人升降機大堂	Lighting Point 燈位	7	5					7	5					9
	Lighting Switch 照明開關掣	2	1					2	1					2
	13A Switched Socket Outlet (*) 13安培單位電插座 (*)	1	-					1	-					-
	Alarm Bell 警鐘	1	1					1	1					1
	Smoke Detector 煙霧感應器	1	1					1	1					1
	Water Inlet for Washing Machine 洗衣機來水	1	-					1	-					-
	Water Outlet for Washing Machine 洗衣機去水	1	-					1	-					-
	Door Bell 門鐘	1	1					1	1					1
	Door Bell Push Button 門鐘按鈕	1	1					1	1					-
	Fuse Spur Unit (*) 接線位連保險絲 (*)	3	3					3	3					3

Remarks:

- 1. “*” has been used for connection of lighting fitting or appliance.
- 2. “**” means roof for 25/F flat units and flat roof for 2/F flat units only.
- 3. “***” means utility platform not including 2/F flat units.
- 4. “****” Electric curtain switch had not been connected to appliance.
- 5. “1,2,……” denotes the quantity of such provision(s) provided in the residential flat.
- 6. Quantity of the lighting switch shown in the schedule denotes the quantity of switch faceplate.

備註：

- 1. “*” 已用作連接燈具或設備。
- 2. “**” 表示天台只適用25樓單位及平台只適用2樓單位。
- 3. “***” 表示工作平台不包括2樓單位。
- 4. “****” 電動窗簾並沒有連接至設備。
- 5. “1,2,……” 表示提供於該住宅單位內的裝置數量。
- 6. 說明表所顯示的燈掣數量是表示燈掣面板的數量。

FITTINGS, FINISHES AND APPLIANCES

裝置、裝修物料及設備

Schedule of Mechanical & Electrical Provisions of Residential Units

住宅單位機電裝置數量說明表

Tower 2 第2座

Location 位置	Appliances 設備	2/F-3/F, 5/F-12/F, 15/F-23/F 2樓至3樓、5樓至12樓、15樓至23樓					25/F 25樓			
		A	B	C	D	E	A	C	D	E
Entrance 門口	Door Bell Push Button 門鈴按鈕	1	1	1	1	1	1	1	1	1
Living / Dining Room 客 / 飯廳	Door Bell 門鐘	1	1	1	1	1	1	1	1	1
	Lighting Point 燈位	3 6 (For 23/F only) (只限23樓)	4	3	3	4	8	3	3	4
	Lighting Switch 照明開關掣	3	4	2	3	5	4	2	3	5
	Double Pole Switch (*) 雙極開關掣 (*)	1	2	1	1	2	1	1	1	2
	Fuse Spur Unit (*) 接線位連保險絲 (*)	4	4	4	4	4	5	4	4	4
	TV / FM Outlet 電視及電台插座	2	2	2	2	2	2	2	2	2
	Telephone and Data Outlet 電話及電訊插座	2	2	2	2	2	2	2	2	2
	Data Outlet (For Home Automation) 電訊插座供智能家居系統	1	1	1	1	1	1	1	1	1
	13A Switched Socket Outlet 13安培單位電插座	1	1	1	1	1	1	1	1	1
	13A Switched Twin Socket Outlet 13安培雙位電插座	3	3	3	3	3	3	3	3	3
	2 Key / 4 Key Freelocate Switch (*) 兩控 / 四控移動開關掣 (*)	-	-	-	1	1	1	-	1	1
	Electric Curtain Switch (****) 電動窗簾掣 (****)	1	1	1	1	1	1	1	1	1
	Home Automation Pad 家居智能控制器	1	1	1	1	1	1	1	1	1
	Corridor Lighting Point 走廊燈位	2	1	1	1	1	4	1	1	1

Remarks:

1. “*” has been used for connection of lighting fitting or appliance.
2. “**” means roof for 25/F flat units and flat roof for 2/F flat units only.
3. “***” means utility platform not including 2/F flat units.
4. “****” Electric curtain switch had not been connected to appliance.
5. “1,2,.....” denotes the quantity of such provision(s) provided in the residential flat.
6. Quantity of the lighting switch shown in the schedule denotes the quantity of switch faceplate.

備註：

1. “*” 已用作連接燈具或設備。
2. “**” 表示天台只適用25樓單位及平台只適用2樓單位。
3. “***” 表示工作平台不包括2樓單位。
4. “****” 電動窗簾並沒有連接至設備。
5. “1,2,.....” 表示提供於該住宅單位內的裝置數量。
6. 說明表所顯示的燈掣數量是表示燈掣面板的數量。

FITTINGS, FINISHES AND APPLIANCES

裝置、裝修物料及設備

Schedule of Mechanical & Electrical Provisions of Residential Units
住宅單位機電裝置數量說明表

Tower 2 第2座

Location 位置	Appliances 設備	2/F-3/F, 5/F-12/F, 15/F-23/F 2樓至3樓、5樓至12樓、15樓至23樓					25/F 25樓			
		A	B	C	D	E	A	C	D	E
Living / Dining Room 客 / 飯廳	Corridor Lighting Switch 走廊照明開關掣	1	1	1	1	-	4	1	1	-
	Corridor Double Pole Switch (*) 走廊雙極開關掣 (*)	1	-	1	1	-	1	1	1	-
	Corridor 13A Switched Socket Outlet 走廊13安培單位電插座	1	1	1	1	-	-	1	1	-
	Corridor 13A Switched Twin Socket Outlet 走廊13安培雙位電插座	-	-	-	-	-	-	-	-	-
	Corridor 2 Key / 4 Key Freelocate Switch (*) 走廊兩控/四控移動開關掣 (*)	1	1	1	-	-	1	1	-	-
	(Multi)Split type air-conditioner Indoor Unit (多聯)分體式冷氣機 (室內機)	2	2	2	2	2	-	2	2	2
	Variable Refrigerant Volume air-conditioner Indoor Unit 可變冷媒流量冷氣機 (室內機)	-	-	-	-	-	3	-	-	-

Remarks:

- “*” has been used for connection of lighting fitting or appliance.
- “**” means roof for 25/F flat units and flat roof for 2/F flat units only.
- “***” means utility platform not including 2/F flat units.
- “****” Electric curtain switch had not been connected to appliance.
- “1,2,……” denotes the quantity of such provision(s) provided in the residential flat.
- Quantity of the lighting switch shown in the schedule denotes the quantity of switch faceplate.

備註：

- “*” 已用作連接燈具或設備。
- “**” 表示天台只適用25樓單位及平台只適用2樓單位。
- “***” 表示工作平台不包括2樓單位。
- “****” 電動窗簾並沒有連接至設備。
- “1,2,……” 表示提供於該住宅單位內的裝置數量。
- 說明表所顯示的燈掣數量是表示燈掣面板的數量。

FITTINGS, FINISHES AND APPLIANCES

裝置、裝修物料及設備

Schedule of Mechanical & Electrical Provisions of Residential Units
住宅單位機電裝置數量說明表

Tower 2 第2座

Location 位置	Appliances 設備	2/F-3/F, 5/F-12/F, 15/F-23/F 2樓至3樓、5樓至12樓、15樓至23樓					25/F 25樓			
		A	B	C	D	E	A	C	D	E
Master Bedroom 主人睡房	Lighting Point 燈位	3 4 (For 23/F only) (只限23樓)	3		2		4		2	
	Lighting Switch 照明開關掣	2	2		2		2		2	
	Double Pole Switch (*) 雙極開關掣 (*)	1	1		1		2		1	
	Fuse Spur Unit (*) 接線位連保險絲 (*)	2	2		1		3		1	
	TV / FM Outlet 電視及電台插座	1	1		1		1		1	
	Telephone and Data Outlet 電話及電訊插座	1	1		1		1		1	
	13A Switched Socket Outlet 13安培單位電插座	-	-		-		1		-	
	13A Switched Twin Socket Outlet 13安培雙位電插座	3	3		3		2		3	
	(Multi)Split type air-conditioner Indoor Unit (多聯)分體式冷氣機 (室內機)	2	2		1		-		1	
	Variable Refrigerant Volume air-conditioner Indoor Unit 可變冷媒流量冷氣機 (室內機)	-	-		-		2		-	
	Electric Curtain Switch (****) 電動窗簾掣 (****)	-	-		-		1		-	

Remarks:

- “*” has been used for connection of lighting fitting or appliance.
- “**” means roof for 25/F flat units and flat roof for 2/F flat units only.
- “***” means utility platform not including 2/F flat units.
- “****” Electric curtain switch had not been connected to appliance.
- “1,2,……” denotes the quantity of such provision(s) provided in the residential flat.
- Quantity of the lighting switch shown in the schedule denotes the quantity of switch faceplate.

備註：

- “*” 已用作連接燈具或設備。
- “**” 表示天台只適用25樓單位及平台只適用2樓單位。
- “***” 表示工作平台不包括2樓單位。
- “****” 電動窗簾並沒有連接至設備。
- “1,2,……” 表示提供於該住宅單位內的裝置數量。
- 說明表所顯示的燈掣數量是表示燈掣面板的數量。

FITTINGS, FINISHES AND APPLIANCES

裝置、裝修物料及設備

Schedule of Mechanical & Electrical Provisions of Residential Units
住宅單位機電裝置數量說明表

Tower 2 第2座

Location 位置	Appliances 設備	2/F-3/F, 5/F-12/F, 15/F-23/F 2樓至3樓、5樓至12樓、15樓至23樓					25/F 25樓			
		A	B	C	D	E	A	C	D	E
Bedroom 1 睡房 1	Lighting Point 燈位	1	1	2	2	2	3	2	2	2
	Lighting Switch 照明開關掣	1	1	2	1 2 (For 2/F only) (只限2樓)	1	2	2	1	1
	Double Pole Switch (*) 雙極開關掣 (*)	-	-	-	-	-	2	-	-	-
	Fuse Spur Unit (*) 接線位連保險絲 (*)	1	1	1	1	1	3	1	1	1
	TV / FM Outlet 電視及電台插座	1	1	1	1	1	1	1	1	1
	Telephone and Data Outlet 電話及電訊插座	1	1	1	1	1	1	1	1	1
	13A Switched Socket Outlet 13安培單位電插座	1	1	1	1	1	1	1	1	1
	13A Switched Twin Socket Outlet 13安培雙位電插座	2	2	2	2	2	2	2	2	2
	(Multi)Split type air-conditioner Indoor Unit (多聯)分體式冷氣機 (室內機)	1	1	1	1	1	-	1	1	1
	Variable Refrigerant Volume air-conditioner Indoor Unit 可變冷媒流量冷氣機 (室內機)	-	-	-	-	-	2	-	-	-
	Electric Curtain Switch (****) 電動窗簾掣 (****)	-	-	-	-	-	1	-	-	-

Remarks:

- “*” has been used for connection of lighting fitting or appliance.
- “**” means roof for 25/F flat units and flat roof for 2/F flat units only.
- “***” means utility platform not including 2/F flat units.
- “****” Electric curtain switch had not been connected to appliance.
- “1,2,.....” denotes the quantity of such provision(s) provided in the residential flat.
- Quantity of the lighting switch shown in the schedule denotes the quantity of switch faceplate.

備註：

- “*” 已用作連接燈具或設備。
- “**” 表示天台只適用25樓單位及平台只適用2樓單位。
- “***” 表示工作平台不包括2樓單位。
- “****” 電動窗簾並沒有連接至設備。
- “1,2,.....” 表示提供於該住宅單位內的裝置數量。
- 說明表所顯示的燈掣數量是表示燈掣面板的數量。

FITTINGS, FINISHES AND APPLIANCES

裝置、裝修物料及設備

Schedule of Mechanical & Electrical Provisions of Residential Units

住宅單位機電裝置數量說明表

Tower 2 第2座

Location 位置	Appliances 設備	2/F-3/F, 5/F-12/F, 15/F-23/F 2樓至3樓、5樓至12樓、15樓至23樓					25/F 25樓			
		A	B	C	D	E	A	C	D	E
Bedroom 2 睡房 2	Lighting Point 燈位	1 2 (For 23/F only) (只限23樓)	1	1	1	1	2	1	1	1
	Lighting Switch 照明開關掣	1	1	1	1	1	2	1	1	1
	Double Pole Switch (*) 雙極開關掣 (*)	-	-	-	-	-	1	-	-	-
	Fuse Spur Unit (*) 接線位連保險絲 (*)	1	1	1	1	1	2	1	1	1
	TV / FM Outlet 電視及電台插座	1	1	1	1	1	1	1	1	1
	Telephone and Data Outlet 電話及電訊插座	1	1	1	1	1	1	1	1	1
	13A Switched Socket Outlet 13安培單位電插座	1	1	1	1	1	1	1	1	1
	13A Switched Twin Socket Outlet 13安培雙位電插座	2	2	2	2	2	2	2	2	2
	(Multi)Split type air-conditioner Indoor Unit (多聯)分體式冷氣機 (室內機)	1	1	1	1	1	-	1	1	1
	Variable Refrigerant Volume air-conditioner Indoor Unit 可變冷媒流量冷氣機 (室內機)	-	-	-	-	-	1	-	-	-
	Electric Curtain Switch (****) 電動窗簾掣 (****)	-	-	-	-	-	1	-	-	-

Remarks:

1. “*” has been used for connection of lighting fitting or appliance.
2. “**” means roof for 25/F flat units and flat roof for 2/F flat units only.
3. “***” means utility platform not including 2/F flat units.
4. “****” Electric curtain switch had not been connected to appliance.
5. “1,2,.....” denotes the quantity of such provision(s) provided in the residential flat.
6. Quantity of the lighting switch shown in the schedule denotes the quantity of switch faceplate.

備註：

1. “*” 已用作連接燈具或設備。
2. “**” 表示天台只適用25樓單位及平台只適用2樓單位。
3. “***” 表示工作平台不包括2樓單位。
4. “****” 電動窗簾並沒有連接至設備。
5. “1,2,.....” 表示提供於該住宅單位內的裝置數量。
6. 說明表所顯示的燈掣數量是表示燈掣面板的數量。

FITTINGS, FINISHES AND APPLIANCES

裝置、裝修物料及設備

Schedule of Mechanical & Electrical Provisions of Residential Units
住宅單位機電裝置數量說明表

Tower 2 第2座

Location 位置	Appliances 設備	2/F-3/F, 5/F-12/F, 15/F-23/F 2樓至3樓、5樓至12樓、15樓至23樓					25/F 25樓			
		A	B	C	D	E	A	C	D	E
Bedroom 3 睡房 3	Lighting Point 燈位	1		1		1	2	1		1
	Lighting Switch 照明開關掣	1 2 (For 2/F only) (只限2樓)		1		1	2	1		1
	Double Pole Switch (*) 雙極開關掣 (*)	-		-		-	1	-		-
	Fuse Spur Unit (*) 接線位連保險絲 (*)	1		1		1	2	1		1
	TV / FM Outlet 電視及電台插座	1		1		1	1	1		1
	Telephone and Data Outlet 電話及電訊插座	1		1		1	1	1		1
	13A Switched Socket Outlet 13安培單位電插座	1		1		1	1	1		1
	13A Switched Twin Socket Outlet 13安培雙位電插座	2		2		2	2	2		2
	(Multi)Split type air-conditioner Indoor Unit (多聯)分體式冷氣機 (室內機)	1		1		1	-	1		1
	Variable Refrigerant Volume air-conditioner Indoor Unit 可變冷媒流量冷氣機 (室內機)	-		-		-	1	-		-
	Electric Curtain Switch (****) 電動窗簾掣 (****)	-		-		-	1	-		-

Remarks:

- “*” has been used for connection of lighting fitting or appliance.
- “**” means roof for 25/F flat units and flat roof for 2/F flat units only.
- “***” means utility platform not including 2/F flat units.
- “****” Electric curtain switch had not been connected to appliance.
- “1,2,.....” denotes the quantity of such provision(s) provided in the residential flat.
- Quantity of the lighting switch shown in the schedule denotes the quantity of switch faceplate.

備註：

- “*” 已用作連接燈具或設備。
- “**” 表示天台只適用25樓單位及平台只適用2樓單位。
- “***” 表示工作平台不包括2樓單位。
- “****” 電動窗簾並沒有連接至設備。
- “1,2,.....” 表示提供於該住宅單位內的裝置數量。
- 說明表所顯示的燈掣數量是表示燈掣面板的數量。

FITTINGS, FINISHES AND APPLIANCES

裝置、裝修物料及設備

Schedule of Mechanical & Electrical Provisions of Residential Units

住宅單位機電裝置數量說明表

Tower 2 第2座

Location 位置	Appliances 設備	2/F-3/F, 5/F-12/F, 15/F-23/F 2樓至3樓、5樓至12樓、15樓至23樓					25/F 25樓			
		A	B	C	D	E	A	C	D	E
Store Room 儲物室	Lighting Point 燈位	1	1	1	2	1	1	1	2	1
	Lighting Switch 照明開關掣	1	2	1	1	1	2	1	1	1
	Double Pole Switch (*) 雙極開關掣 (*)	1	1	-	1	-	1	-	1	1
	Fuse Spur Unit (*) 接線位連保險絲 (*)	2	2	2	2	2	2	2	2	2
	13A Switched Socket Outlet 13安培單位電插座	1	1	1	1	1	1	1	1	1
	13A Switched Twin Socket Outlet 13安培雙位電插座	-	-	-	-	-	-	-	-	-
	Home Automation Control Box 智能家居系統控制箱	1	1	1	1	1	1	1	1	1
	TPN Miniature Circuit Breakers Board 三相總電掣箱	1	-	-	-	-	1	-	-	-
	SPN Miniature Circuit Breakers Board 單相總電掣箱	-	1	1	1	1	-	1	1	1
	(Multi)Split type air-conditioner Indoor Unit (多聯)分體式冷氣機 (室內機)	1	1	1	1	1	-	1	1	1
	Variable Refrigerant Volume air-conditioner Indoor Unit 可變冷媒流量冷氣機 (室內機)	-	-	-	-	-	1	-	-	-
	Water Inlet for Washing Machine 洗衣機來水	1	-	-	-	-	-	-	-	-
	Water Outlet for Washing Machine 洗衣機去水	1	-	-	-	-	-	-	-	-
	13A Switched Socket Outlet (*) 13安培單位電插座 (*)	1	-	-	-	-	-	-	-	-

Remarks:

1. “*” has been used for connection of lighting fitting or appliance.
2. “**” means roof for 25/F flat units and flat roof for 2/F flat units only.
3. “***” means utility platform not including 2/F flat units.
4. “****” Electric curtain switch had not been connected to appliance.
5. “1,2,.....” denotes the quantity of such provision(s) provided in the residential flat.
6. Quantity of the lighting switch shown in the schedule denotes the quantity of switch faceplate.

備註：

1. “*” 已用作連接燈具或設備。
2. “**” 表示天台只適用25樓單位及平台只適用2樓單位。
3. “***” 表示工作平台不包括2樓單位。
4. “****” 電動窗簾並沒有連接至設備。
5. “1,2,.....” 表示提供於該住宅單位內的裝置數量。
6. 說明表所顯示的燈掣數量是表示燈掣面板的數量。

FITTINGS, FINISHES AND APPLIANCES

裝置、裝修物料及設備

Schedule of Mechanical & Electrical Provisions of Residential Units
住宅單位機電裝置數量說明表

Tower 2 第2座

Location 位置	Appliances 設備	2/F-3/F, 5/F-12/F, 15/F-23/F 2樓至3樓、5樓至12樓、15樓至23樓					25/F 25樓			
		A	B	C	D	E	A	C	D	E
Master Bathroom 主人浴室	Lighting Point (Including Cabinet LED Strip) 燈位 (含鏡櫃燈帶)	6	8		5		7		5	
	Double Pole Switch (*) 雙極開關掣 (*)	-	-		-		-		-	
	Fuse Spur Unit (*) 接線位連保險絲 (*)	2	2		2		3		2	
	13A Unswitched Socket Outlet 13安培無開關單位電插座	1	1		1		1		1	
	Water Heater Remote Control 熱水爐溫度控制器	1	1		1		1		1	
	Gas Water Heater 煤氣熱水爐	-	-		-		2		-	
	Cable Outlet (*) 電源接線位 (*)	1	1		1		1	-	1	-
Bathroom 浴室	Lighting Point (Including Cabinet LED Strip) 燈位 (含鏡櫃燈帶)	4	4	5	4	4		4	4	4
	Double Pole Switch (*) 雙極開關掣 (*)	-	-	-	-	-		-	-	-
	Fuse Spur Unit (*) 接線位連保險絲 (*)	3	3	3	3	3		3	3	3
	13A Unswitched Socket Outlet 13安培無開關單位電插座	1	1	1	1	1		1	1	1
	Water Heater Remote Control 熱水爐溫度控制器	1	1	1	1	1		1	1	1

Remarks:

- 1. “*” has been used for connection of lighting fitting or appliance.
- 2. “**” means roof for 25/F flat units and flat roof for 2/F flat units only.
- 3. “***” means utility platform not including 2/F flat units.
- 4. “****” Electric curtain switch had not been connected to appliance.
- 5. “1,2,……” denotes the quantity of such provision(s) provided in the residential flat.
- 6. Quantity of the lighting switch shown in the schedule denotes the quantity of switch faceplate.

備註：

- 1. “*” 已用作連接燈具或設備。
- 2. “**” 表示天台只適用25樓單位及平台只適用2樓單位。
- 3. “***” 表示工作平台不包括2樓單位。
- 4. “****” 電動窗簾並沒有連接至設備。
- 5. “1,2,……” 表示提供於該住宅單位內的裝置數量。
- 6. 說明表所顯示的燈掣數量是表示燈掣面板的數量。

FITTINGS, FINISHES AND APPLIANCES
裝置、裝修物料及設備

Schedule of Mechanical & Electrical Provisions of Residential Units
住宅單位機電裝置數量說明表

Tower 2 第2座

Location 位置	Appliances 設備	2/F-3/F, 5/F-12/F, 15/F-23/F 2樓至3樓、5樓至12樓、15樓至23樓					25/F 25樓			
		A	B	C	D	E	A	C	D	E
Bathroom 1 浴室 1	Lighting Point (Including Cabinet LED Strip) 燈位 (含鏡櫃燈帶)						6			
	Double Pole Switch (*) 雙極開關掣 (*)						-			
	Fuse Spur Unit (*) 接線位連保險絲 (*)						4			
	13A Unswitched Socket Outlet 13安培無開關單位電插座						1			
	Water Heater Remote Control 熱水爐溫度控制器						1			
Bathroom 2 浴室 2	Lighting Point (Including Cabinet LED Strip) 燈位 (含鏡櫃燈帶)						5			
	Double Pole Switch (*) 雙極開關掣 (*)						-			
	Fuse Spur Unit (*) 接線位連保險絲 (*)						3			
	13A Unswitched Socket Outlet 13安培無開關單位電插座						1			
	Water Heater Remote Control 熱水爐溫度控制器						1			

Remarks:

- “*” has been used for connection of lighting fitting or appliance.
- “**” means roof for 25/F flat units and flat roof for 2/F flat units only.
- “***” means utility platform not including 2/F flat units.
- “****” Electric curtain switch had not been connected to appliance.
- “1,2,.....” denotes the quantity of such provision(s) provided in the residential flat.
- Quantity of the lighting switch shown in the schedule denotes the quantity of switch faceplate.

備註：

- “*” 已用作連接燈具或設備。
- “**” 表示天台只適用25樓單位及平台只適用2樓單位。
- “***” 表示工作平台不包括2樓單位。
- “****” 電動窗簾並沒有連接至設備。
- “1,2,.....” 表示提供於該住宅單位內的裝置數量。
- 說明表所顯示的燈掣數量是表示燈掣面板的數量。

FITTINGS, FINISHES AND APPLIANCES
裝置、裝修物料及設備

Schedule of Mechanical & Electrical Provisions of Residential Units
住宅單位機電裝置數量說明表

Tower 2 第2座

Location 位置	Appliances 設備	2/F-3/F, 5/F-12/F, 15/F-23/F 2樓至3樓、5樓至12樓、15樓至23樓					25/F 25樓			
		A	B	C	D	E	A	C	D	E
Bathroom 3 浴室 3	Lighting Point (Including Cabinet LED Strip) 燈位 (含鏡櫃燈帶)						5			
	Double Pole Switch (*) 雙極開關掣 (*)						-			
	Fuse Spur Unit (*) 接線位連保險絲 (*)						3			
	13A Unswitched Socket Outlet 13安培無開關單位電插座						1			
	Water Heater Remote Control 熱水爐溫度控制器						1			
Lavatory 洗手間	Lighting Point 燈位	1	1		1				1	1
	Double Pole Switch (*) 雙極開關掣 (*)	-	-		-				-	-
	Fuse Spur Unit (*) 接線位連保險絲 (*)	1	1		1				1	1
Lavatory 1 洗手間 1	Lighting Point 燈位						1			
	Double Pole Switch (*) 雙極開關掣 (*)						-			
	Fuse Spur Unit (*) 接線位連保險絲 (*)						1			
Lavatory 2 洗手間 2	Lighting Point 燈位						3			
	Double Pole Switch (*) 雙極開關掣 (*)						-			
	Fuse Spur Unit (*) 接線位連保險絲 (*)						2			
	13A Unswitched Socket Outlet 13安培無開關單位電插座						1			

Remarks:

- 1. “*” has been used for connection of lighting fitting or appliance.
- 2. “**” means roof for 25/F flat units and flat roof for 2/F flat units only.
- 3. “***” means utility platform not including 2/F flat units.
- 4. “****” Electric curtain switch had not been connected to appliance.
- 5. “1,2,……” denotes the quantity of such provision(s) provided in the residential flat.
- 6. Quantity of the lighting switch shown in the schedule denotes the quantity of switch faceplate.

備註：

- 1. “*” 已用作連接燈具或設備。
- 2. “**” 表示天台只適用25樓單位及平台只適用2樓單位。
- 3. “***” 表示工作平台不包括2樓單位。
- 4. “****” 電動窗簾並沒有連接至設備。
- 5. “1,2,……” 表示提供於該住宅單位內的裝置數量。
- 6. 說明表所顯示的燈掣數量是表示燈掣面板的數量。

FITTINGS, FINISHES AND APPLIANCES

裝置、裝修物料及設備

Schedule of Mechanical & Electrical Provisions of Residential Units

住宅單位機電裝置數量說明表

Tower 2 第2座

Location 位置	Appliances 設備	2/F-3/F, 5/F-12/F, 15/F-23/F 2樓至3樓、5樓至12樓、15樓至23樓					25/F 25樓			
		A	B	C	D	E	A	C	D	E
Kitchen 廚房	Lighting Point 燈位	7	7	5	5	5	8	5	5	7
	Lighting Switch 照明開關掣	-	-	-	-	-	-	-	-	-
	Double Pole Switch (*) 雙極開關掣 (*)	2	2	1	1	1	2	1	1	1
	Fuse Spur Unit (*) 接線位連保險絲 (*)	5	5	3	4	3	5	3	4	3
	13A Switched Socket Outlet (*) 13安培單位電插座 (*)	2	3	3	3	3	5	3	3	3
	13A Switched Twin Socket Outlet 13安培雙位電插座	2	2	2	2	2	2	2	2	2
	Water Inlet for Washing Machine 洗衣機來水	-	1	1	1	1	1	1	1	1
	Water Outlet for Washing Machine 洗衣機去水	-	1	1	1	1	1	1	1	1
	TPN Miniature Circuit Breakers Board 三相總電掣箱	-	-	-	-	-	-	-	-	-
	SPN Miniature Circuit Breakers Board 單相總電掣箱	-	-	-	-	-	-	-	-	-
	Gas Water Heater 煤氣熱水爐	2	2	1	2	1	2	1	2	1
	Variable Refrigerant Volume air-conditioner Indoor Unit 可變冷媒流量冷氣機 (室內機)	-	-	-	-	-	1	-	-	-
Balcony 露台	Lighting Point 燈位	1	1	1	1	1	1	1	1	1

Remarks:

1. “*” has been used for connection of lighting fitting or appliance.
2. “**” means roof for 25/F flat units and flat roof for 2/F flat units only.
3. “***” means utility platform not including 2/F flat units.
4. “****” Electric curtain switch had not been connected to appliance.
5. “1,2,.....” denotes the quantity of such provision(s) provided in the residential flat.
6. Quantity of the lighting switch shown in the schedule denotes the quantity of switch faceplate.

備註：

1. “*” 已用作連接燈具或設備。
2. “**” 表示天台只適用25樓單位及平台只適用2樓單位。
3. “***” 表示工作平台不包括2樓單位。
4. “****” 電動窗簾並沒有連接至設備。
5. “1,2,.....” 表示提供於該住宅單位內的裝置數量。
6. 說明表所顯示的燈掣數量是表示燈掣面板的數量。

FITTINGS, FINISHES AND APPLIANCES

裝置、裝修物料及設備

Schedule of Mechanical & Electrical Provisions of Residential Units
住宅單位機電裝置數量說明表

Tower 2 第2座

Location 位置	Appliances 設備	2/F-3/F, 5/F-12/F, 15/F-23/F 2樓至3樓、5樓至12樓、15樓至23樓					25/F 25樓			
		A	B	C	D	E	A	C	D	E
Utility Platform (***) 工作平台 (***)	Lighting Point 燈位		1				1			
Air Conditioning Platform 冷氣機平台	Weatherproof Isolating Switch 防水開關掣	3	3	2	2	2		2	2	2
	(Multi)Split type air-conditioner Outdoor Unit (多聯)分體式冷氣機 (室外機)	3	3	2	2	2		2	2	2
Flat Roof (**) 平台 (**)	Lighting Point 燈位	3	3	3	3	3	-			
	Weatherproof Lighting Switch 防水照明開關掣	-	-	-	-	-	-			
	Weatherproof Socket Outlet 防水單位電插座	2	2	2	2	2	-			
	Weatherproof Twin Socket Outlet 防水雙位電插座	-	-	-	-	-	-			
	Weatherproof Isolating Switch 防水開關掣	-	-	-	-	-	-			

Remarks:

- 1. “*” has been used for connection of lighting fitting or appliance.
- 2. “**” means roof for 25/F flat units and flat roof for 2/F flat units only.
- 3. “***” means utility platform not including 2/F flat units.
- 4. “****” Electric curtain switch had not been connected to appliance.
- 5. “1,2,……” denotes the quantity of such provision(s) provided in the residential flat.
- 6. Quantity of the lighting switch shown in the schedule denotes the quantity of switch faceplate.

備註：

- 1. “*” 已用作連接燈具或設備。
- 2. “**” 表示天台只適用25樓單位及平台只適用2樓單位。
- 3. “***” 表示工作平台不包括2樓單位。
- 4. “****” 電動窗簾並沒有連接至設備。
- 5. “1,2,……” 表示提供於該住宅單位內的裝置數量。
- 6. 說明表所顯示的燈掣數量是表示燈掣面板的數量。

FITTINGS, FINISHES AND APPLIANCES

裝置、裝修物料及設備

Schedule of Mechanical & Electrical Provisions of Residential Units
住宅單位機電裝置數量說明表

Tower 2 第2座

Location 位置	Appliances 設備	2/F-3/F, 5/F-12/F, 15/F-23/F 2樓至3樓、5樓至12樓、15樓至23樓					25/F 25樓			
		A	B	C	D	E	A	C	D	E
Roof (**) 天台 (**)	Lighting Point 燈位						19	7	7	7
	Weatherproof Lighting Switch 防水照明開關掣						-	1	1	1
	Weatherproof Socket Outlet 防水單位電插座						2	1	1	1
	Weatherproof Twin Socket Outlet 防水雙位電插座						-	-	-	-
	Isolating Switch for Jacuzzi 按摩池開關掣						1	-	-	-
	Weatherproof Isolating Switch 防水開關掣						1	-	-	-
	Variable Refrigerant Volume air-conditioner Outdoor Unit 可變冷媒流量冷氣機 (室外機)						1	-	-	-
	Water Inlet Connection Point 來水接駁喉位						1	1	1	1
	Water Outlet Connection Point 去水接駁喉位						1	1	1	1

Remarks:

1. “*” has been used for connection of lighting fitting or appliance.
2. “**” means roof for 25/F flat units and flat roof for 2/F flat units only.
3. “***” means utility platform not including 2/F flat units.
4. “****” Electric curtain switch had not been connected to appliance.
5. “1,2,……” denotes the quantity of such provision(s) provided in the residential flat.
6. Quantity of the lighting switch shown in the schedule denotes the quantity of switch faceplate.

備註：

1. “*” 已用作連接燈具或設備。
2. “**” 表示天台只適用25樓單位及平台只適用2樓單位。
3. “***” 表示工作平台不包括2樓單位。
4. “****” 電動窗簾並沒有連接至設備。
5. “1,2,……” 表示提供於該住宅單位內的裝置數量。
6. 說明表所顯示的燈掣數量是表示燈掣面板的數量。

FITTINGS, FINISHES AND APPLIANCES

裝置、裝修物料及設備

Schedule of Mechanical & Electrical Provisions of Residential Units
住宅單位機電裝置數量說明表

Tower 3 第3座

Location 位置	Appliances 設備	3/F, 5/F-12/F, 15/F-23/F, 25/F-29/F 3樓、5樓至12樓、15樓至23樓、25樓至29樓						
		A	B	C	F	G	H	J
Entrance 門口	Door Bell Push Button 門鈴按鈕	1	1	1	1	1	1	1
Living / Dining Room 客 / 飯廳	Door Bell 門鐘	1	1	1	1	1	1	1
	Lighting Point 燈位	3	1	1	1	2	1	4
	Lighting Switch 照明開關掣	4	4	3	4	4	3	4
	Double Pole Switch (*) 雙極開關掣 (*)	2	1	-	1	1	-	1
	Fuse Spur Unit (*) 接線位連保險絲 (*)	4	3	3	3	4	3	3
	TV / FM Outlet 電視及電台插座	2	2	2	2	2	2	2
	Telephone and Data Outlet 電話及電訊插座	2	2	2	2	2	2	2
	Data Outlet (For Home Automation) 電訊插座供智能家居系統	1	1	1	1	1	1	1
	13A Switched Socket Outlet 13安培單位電插座	-	-	-	-	-	-	-
	13A Switched Twin Socket Outlet 13安培雙位電插座	3	2	3	3	3	3	2
	2 Key / 4 Key Freelocate Switch (*) 兩控 / 四控移動開關掣 (*)	1	1	-	-	-	-	-
	Electric Curtain Switch (****) 電動窗簾掣 (****)	1	1	1	1	1	1	1
	Home Automation Pad 家居智能控制器	1	1	1	1	1	1	1

Remarks:

- “*” has been used for connection of lighting fitting or appliance.
- “**” means roof for 30-31/F flat B, flat roof for 3/F flat units and common flat roof at 3/F only.
- “***” means utility platform not including 3/F flat units.
- “****” Electric curtain switch had not been connected to appliance.
- “1,2,……” denotes the quantity of such provision(s) provided in the residential flat.
- Quantity of the lighting switch shown in the schedule denotes the quantity of switch faceplate.

備註：

- “*”已用作連接燈具或設備。
- “**”表示天台只適用30至31樓B單位，平台只適用3樓單位及3樓公共平台。
- “***”表示工作平台不包括3樓單位。
- “****”電動窗簾並沒有連接至設備。
- “1,2,……”表示提供於該住宅單位內的裝置數量。
- 說明表所顯示的燈掣數量是表示燈掣面板的數量。

FITTINGS, FINISHES AND APPLIANCES

裝置、裝修物料及設備

Schedule of Mechanical & Electrical Provisions of Residential Units
住宅單位機電裝置數量說明表

Tower 3 第3座

Location 位置	Appliances 設備	3/F, 5/F-12/F, 15/F-23/F, 25/F-29/F 3樓、5樓至12樓、15樓至23樓、25樓至29樓						
		A	B	C	F	G	H	J
Living / Dining Room 客 / 飯廳	Corridor Lighting Point 走廊燈位					1		
	Corridor Lighting Switch 走廊照明開關掣					1		
	Corridor Double Pole Switch (*) 走廊雙極開關掣 (*)					1		
	Corridor 13A Switched Socket Outlet 走廊13安培單位電插座					-		
	Corridor 13A Switched Twin Socket Outlet 走廊13安培雙位電插座					-		
	Corridor Fuse Spur Unit (*) 走廊接線位連保險絲 (*)					-		
	Corridor 2 Key Freelocate Switch 走廊兩控移動開關掣					-		
	Addressable Smoke Detector with Sounder Base 煙霧感應器連發聲底座	-	1	1	1	1	1	1
	(Single)Split type air-conditioner Indoor Unit (單聯)分體式冷氣機 (室內機)	-	1	-	-	-	-	1
	(Multi)Split type air-conditioner Indoor Unit (多聯)分體式冷氣機 (室內機)	2	-	1	1	2	1	-
	Variable Refrigerant Volume air-conditioner Indoor Unit 可變冷媒流量冷氣機 (室內機)	-	-	-	-	-	-	-
	Corridor 4 Key Freelocate Switch 走廊四控移動開關掣	-	-	-	-	1	-	-

Remarks:

- “*” has been used for connection of lighting fitting or appliance.
- “**” means roof for 30-31/F flat B, flat roof for 3/F flat units and common flat roof at 3/F only.
- “***” means utility platform not including 3/F flat units.
- “****” Electric curtain switch had not been connected to appliance.
- “1,2,……” denotes the quantity of such provision(s) provided in the residential flat.
- Quantity of the lighting switch shown in the schedule denotes the quantity of switch faceplate.

備註：

- “*” 已用作連接燈具或設備。
- “**” 表示天台只適用30至31樓B單位，平台只適用3樓單位及3樓公共平台。
- “***” 表示工作平台不包括3樓單位。
- “****” 電動窗簾並沒有連接至設備。
- “1,2,……” 表示提供於該住宅單位內的裝置數量。
- 說明表所顯示的燈掣數量是表示燈掣面板的數量。

FITTINGS, FINISHES AND APPLIANCES

裝置、裝修物料及設備

Schedule of Mechanical & Electrical Provisions of Residential Units
住宅單位機電裝置數量說明表

Tower 3 第3座

Location 位置	Appliances 設備	3/F, 5/F-12/F, 15/F-23/F, 25/F-29/F 3樓、5樓至12樓、15樓至23樓、25樓至29樓						
		A	B	C	F	G	H	J
Bedroom 睡房	Lighting Point 燈位			1	1		1	
	Lighting Switch 照明開關掣			2	1		2	
	Double Pole Switch (*) 雙極開關掣 (*)			1	-		1	
	Fuse Spur Unit (*) 接線位連保險絲 (*)			1	1		1	
	TV / FM Outlet 電視及電台插座			1	1		1	
	Telephone and Data Outlet 電話及電訊插座			1	1		1	
	13A Switched Socket Outlet 13安培單位電插座			-	-		-	
	13A Switched Twin Socket Outlet 13安培雙位電插座			2	2		2	
	(Multi)Split type air-conditioner Indoor Unit (多聯)分體式冷氣機 (室內機)			1	1		1	
	Variable Refrigerant Volume air-conditioner Indoor Unit 可變冷媒流量冷氣機 (室內機)			-	-		-	

Remarks:

- 1. “*” has been used for connection of lighting fitting or appliance.
- 2. “**” means roof for 30-31/F flat B, flat roof for 3/F flat units and common flat roof at 3/F only.
- 3. “***” means utility platform not including 3/F flat units.
- 4. “****” Electric curtain switch had not been connected to appliance.
- 5. “1,2,……” denotes the quantity of such provision(s) provided in the residential flat.
- 6. Quantity of the lighting switch shown in the schedule denotes the quantity of switch faceplate.

備註：

- 1. “*” 已用作連接燈具或設備。
- 2. “**” 表示天台只適用30至31樓B單位，平台只適用3樓單位及3樓公共平台。
- 3. “***” 表示工作平台不包括3樓單位。
- 4. “****” 電動窗簾並沒有連接至設備。
- 5. “1,2,……” 表示提供於該住宅單位內的裝置數量。
- 6. 說明表所顯示的燈掣數量是表示燈掣面板的數量。

FITTINGS, FINISHES AND APPLIANCES

裝置、裝修物料及設備

Schedule of Mechanical & Electrical Provisions of Residential Units
住宅單位機電裝置數量說明表

Tower 3 第3座

Location 位置	Appliances 設備	3/F, 5/F-12/F, 15/F-23/F, 25/F-29/F 3樓、5樓至12樓、15樓至23樓、25樓至29樓						
		A	B	C	F	G	H	J
Bedroom 1 睡房 1	Lighting Point 燈位	1	1			2		
	Lighting Switch 照明開關掣	1	1			2		
	Double Pole Switch (*) 雙極開關掣 (*)	-	-			-		
	Fuse Spur Unit (*) 接線位連保險絲 (*)	1	1			1		
	TV / FM Outlet 電視及電台插座	1	1			1		
	Telephone and Data Outlet 電話及電訊插座	1	1			1		
	13A Switched Socket Outlet 13安培單位電插座	-	-			-		
	13A Switched Twin Socket Outlet 13安培雙位電插座	2	2			2		
	(Multi)Split type air-conditioner Indoor Unit (多聯)分體式冷氣機 (室內機)	1	1			1		
	Variable Refrigerant Volume air-conditioner Indoor Unit 可變冷媒流量冷氣機 (室內機)	-	-			-		

Remarks:

1. “*” has been used for connection of lighting fitting or appliance.
2. “**” means roof for 30-31/F flat B, flat roof for 3/F flat units and common flat roof at 3/F only.
3. “***” means utility platform not including 3/F flat units.
4. “****” Electric curtain switch had not been connected to appliance.
5. “1,2,……” denotes the quantity of such provision(s) provided in the residential flat.
6. Quantity of the lighting switch shown in the schedule denotes the quantity of switch faceplate.

備註：

1. “*” 已用作連接燈具或設備。
2. “**” 表示天台只適用30至31樓B單位，平台只適用3樓單位及3樓公共平台。
3. “***” 表示工作平台不包括3樓單位。
4. “****” 電動窗簾並沒有連接至設備。
5. “1,2,……” 表示提供於該住宅單位內的裝置數量。
6. 說明表所顯示的燈掣數量是表示燈掣面板的數量。

FITTINGS, FINISHES AND APPLIANCES

裝置、裝修物料及設備

Schedule of Mechanical & Electrical Provisions of Residential Units
住宅單位機電裝置數量說明表

Tower 3 第3座

Location 位置	Appliances 設備	3/F, 5/F-12/F, 15/F-23/F, 25/F-29/F 3樓、5樓至12樓、15樓至23樓、25樓至29樓						
		A	B	C	F	G	H	J
Bedroom 2 睡房 2	Lighting Point 燈位	1	1			1		
	Lighting Switch 照明開關掣	1	1			1		
	Double Pole Switch (*) 雙極開關掣 (*)	-	-			-		
	Fuse Spur Unit (*) 接線位連保險絲 (*)	1	1			1		
	TV / FM Outlet 電視及電台插座	1	1			1		
	Telephone and Data Outlet 電話及電訊插座	1	1			1		
	13A Switched Socket Outlet 13安培單位電插座	-	-			-		
	13A Switched Twin Socket Outlet 13安培雙位電插座	2	2			2		
	(Multi)Split type air-conditioner Indoor Unit (多聯)分體式冷氣機 (室內機)	1	1			1		
	Variable Refrigerant Volume air-conditioner Indoor Unit 可變冷媒流量冷氣機 (室內機)	-	-			-		

Remarks:

- “*” has been used for connection of lighting fitting or appliance.
- “**” means roof for 30-31/F flat B, flat roof for 3/F flat units and common flat roof at 3/F only.
- “***” means utility platform not including 3/F flat units.
- “****” Electric curtain switch had not been connected to appliance.
- “1,2,……” denotes the quantity of such provision(s) provided in the residential flat.
- Quantity of the lighting switch shown in the schedule denotes the quantity of switch faceplate.

備註：

- “*”已用作連接燈具或設備。
- “**”表示天台只適用30至31樓B單位，平台只適用3樓單位及3樓公共平台。
- “***”表示工作平台不包括3樓單位。
- “****”電動窗簾並沒有連接至設備。
- “1,2,……”表示提供於該住宅單位內的裝置數量。
- 說明表所顯示的燈掣數量是表示燈掣面板的數量。

FITTINGS, FINISHES AND APPLIANCES

裝置、裝修物料及設備

Schedule of Mechanical & Electrical Provisions of Residential Units

住宅單位機電裝置數量說明表

Tower 3 第3座

Location 位置	Appliances 設備	3/F, 5/F-12/F, 15/F-23/F, 25/F-29/F 3樓、5樓至12樓、15樓至23樓、25樓至29樓						
		A	B	C	F	G	H	J
Bathroom 浴室	Lighting Point (Including Cabinet LED Strip) 燈位 (含鏡櫃燈帶)	4	4	4	4	4	4	4
	Fuse Spur Unit (*) 接線位連保險絲 (*)	3	3	3	3	3	3	3
	13A Unswitched Socket Outlet 13安培無開關單位電插座	1	1	1	1	1	1	1
	Weatherproof Isolating Switch 防水開關掣	-	-	-	-	-	-	-
	Water Heater Remote Control 熱水爐溫度控制器	1	-	-	-	1	-	-
	Gas Water Heater 煤氣熱水爐	-	-	-	-	-	-	-
Open Kitchen / Kitchen 開放式廚房 / 廚房	Lighting Point (Including Cabinet LED Strip) 燈位 (含廚櫃燈帶)	4	5	5	5	5	4	3
	Double Pole Switch (*) 雙極開關掣 (*)	1	2	1	1	2	1	1
	Cable Outlet (*) 電源接線位 (*)	-	1	-	-	1	-	-
	Fuse Spur Unit (*) 接線位連保險絲 (*)	4	2	2	2	2	3	2
	13A Switched Socket Outlet (*) 13安培單位電插座 (*)	3	3	4	4	3	4	4
	13A Switched Socket Outlet 13安培單位電插座	-	-	-	-	-	-	-

Remarks:

1. “*” has been used for connection of lighting fitting or appliance.
2. “**” means roof for 30-31/F flat B, flat roof for 3/F flat units and common flat roof at 3/F only.
3. “***” means utility platform not including 3/F flat units.
4. “****” Electric curtain switch had not been connected to appliance.
5. “1,2,.....” denotes the quantity of such provision(s) provided in the residential flat.
6. Quantity of the lighting switch shown in the schedule denotes the quantity of switch faceplate.

備註：

1. “*” 已用作連接燈具或設備。
2. “**” 表示天台只適用30至31樓B單位，平台只適用3樓單位及3樓公共平台。
3. “***” 表示工作平台不包括3樓單位。
4. “****” 電動窗簾並沒有連接至設備。
5. “1,2,.....” 表示提供於該住宅單位內的裝置數量。
6. 說明表所顯示的燈掣數量是表示燈掣面板的數量。

FITTINGS, FINISHES AND APPLIANCES

裝置、裝修物料及設備

Schedule of Mechanical & Electrical Provisions of Residential Units
住宅單位機電裝置數量說明表

Tower 3 第3座

Location 位置	Appliances 設備	3/F, 5/F-12/F, 15/F-23/F, 25/F-29/F 3樓、5樓至12樓、15樓至23樓、25樓至29樓						
		A	B	C	F	G	H	J
Open Kitchen / Kitchen 開放式廚房 / 廚房	13A Switched Twin Socket Outlet 13安培雙位電插座	1	1	1	1	1	1	1
	Weatherproof Isolating Switch 防水開關掣	-	1	1	1	-	1	1
	Sprinkler (Concealed Type) 消防花灑頭 (隱藏式)	-	1	1	1	1	1	1
	Sidewall Sprinkler Head 側壁花灑頭	-	-	-	-	-	-	-
	Home Automation Control Box 智能家居系統控制箱	1	1	1	1	1	1	1
	TPN Miniature Circuit Breakers Board 三相總電掣箱	-	1	1	1	-	1	1
	SPN Miniature Circuit Breakers Board 單相總電掣箱	1	-	-	-	1	-	-
	Instantaneous Electric Water Heater 即熱式電熱水爐	-	1	1	1	-	1	1
	Water Inlet for Washing Machine 洗衣機來水	1	1	1	1	1	1	1
	Water Outlet for Washing Machine 洗衣機去水	1	1	1	1	1	1	1
	Gas Water Heater 煤氣熱水爐	1	-	-	-	-	-	-

Remarks:

- 1. “*” has been used for connection of lighting fitting or appliance.
- 2. “**” means roof for 30-31/F flat B, flat roof for 3/F flat units and common flat roof at 3/F only.
- 3. “***” means utility platform not including 3/F flat units.
- 4. “****” Electric curtain switch had not been connected to appliance.
- 5. “1,2,……” denotes the quantity of such provision(s) provided in the residential flat.
- 6. Quantity of the lighting switch shown in the schedule denotes the quantity of switch faceplate.

備註：

- 1. “*” 已用作連接燈具或設備。
- 2. “**” 表示天台只適用30至31樓B單位，平台只適用3樓單位及3樓公共平台。
- 3. “***” 表示工作平台不包括3樓單位。
- 4. “****” 電動窗簾並沒有連接至設備。
- 5. “1,2,……” 表示提供於該住宅單位內的裝置數量。
- 6. 說明表所顯示的燈掣數量是表示燈掣面板的數量。

FITTINGS, FINISHES AND APPLIANCES

裝置、裝修物料及設備

Schedule of Mechanical & Electrical Provisions of Residential Units
住宅單位機電裝置數量說明表

Tower 3 第3座

Location 位置	Appliances 設備	3/F, 5/F-12/F, 15/F-23/F, 25/F-29/F 3樓、5樓至12樓、15樓至23樓、25樓至29樓						
		A	B	C	F	G	H	J
Balcony 露台	Lighting Point 燈位	1	1	1	1	1	1	1
Utility Platform (***) 工作平台 (***)	Lighting Point 燈位					1		
	Fuse Spur Unit (*) 接線位連保險絲 (*)					1		
	Gas Water Heater 煤氣熱水爐					1		
Air Conditioning Platform 冷氣機平台	Weatherproof Isolating Switch 防水開關掣	2 (Exclude 3/F) (不包括3樓)	2 (Exclude 3/F) (不包括3樓)	1 (Exclude 3/F) (不包括3樓)	1 (Exclude 3/F) (不包括3樓)	1 (3/F only) (只限3樓) 2 (Exclude 3/F) (不包括3樓)	1 (Exclude 3/F) (不包括3樓)	1 (Exclude 3/F) (不包括3樓)
	(Multi)Split type air-conditioner Outdoor Unit (多聯)分體式冷氣機 (室外機)	2 (Exclude 3/F) (不包括3樓)	1 (Exclude 3/F) (不包括3樓)	1 (Exclude 3/F) (不包括3樓)	1 (Exclude 3/F) (不包括3樓)	1 (3/F only) (只限3樓) 2 (Exclude 3/F) (不包括3樓)	1 (Exclude 3/F) (不包括3樓)	
	(Single)Split type air-conditioner Outdoor Unit (單聯)分體式冷氣機 (室外機)		1 (Exclude 3/F) (不包括3樓)					1 (Exclude 3/F) (不包括3樓)
	Variable Refrigerant Volume air-conditioner Outdoor Unit 可變冷媒流量冷氣機 (室外機)	-				-		
Common Flat Roof (**) 公共平台 (**)	Weatherproof Isolating Switch 防水開關掣	2 (3/F only) (只限3樓)	2 (3/F only) (只限3樓)	1 (3/F only) (只限3樓)	1 (3/F only) (只限3樓)	1 (3/F only) (只限3樓)	1 (3/F only) (只限3樓)	1 (3/F only) (只限3樓)
	(Single)Split type air-conditioner Outdoor Unit (單聯)分體式冷氣機 (室外機)		1 (3/F only) (只限3樓)					1 (3/F only) (只限3樓)
	(Multi)Split type air-conditioner Outdoor Unit (多聯)分體式冷氣機 (室外機)	2 (3/F only) (只限3樓)	1 (3/F only) (只限3樓)	1 (3/F only) (只限3樓)	1 (3/F only) (只限3樓)	1 (3/F only) (只限3樓)	1 (3/F only) (只限3樓)	

Remarks:

1. “*” has been used for connection of lighting fitting or appliance.
2. “**” means roof for 30-31/F flat B, flat roof for 3/F flat units and common flat roof at 3/F only.
3. “***” means utility platform not including 3/F flat units.
4. “****” Electric curtain switch had not been connected to appliance.
5. “1,2,.....” denotes the quantity of such provision(s) provided in the residential flat.
6. Quantity of the lighting switch shown in the schedule denotes the quantity of switch faceplate.

備註：

1. “*” 已用作連接燈具或設備。
2. “**” 表示天台只適用30至31樓B單位，平台只適用3樓單位及3樓公共平台。
3. “***” 表示工作平台不包括3樓單位。
4. “****” 電動窗簾並沒有連接至設備。
5. “1,2,.....” 表示提供於該住宅單位內的裝置數量。
6. 說明表所顯示的燈掣數量是表示燈掣面板的數量。

FITTINGS, FINISHES AND APPLIANCES

裝置、裝修物料及設備

Schedule of Mechanical & Electrical Provisions of Residential Units
住宅單位機電裝置數量說明表

Tower 3 第3座

Location 位置	Appliances 設備	3/F, 5/F-12/F, 15/F-23/F, 25/F-29/F 3樓、5樓至12樓、15樓至23樓、25樓至29樓						
		A	B	C	F	G	H	J
Flat Roof (**) 平台 (**)	Lighting Point 燈位	3	3	3	3	3	3	2
	Weatherproof Lighting Switch 防水照明開關掣	-	-	-	-	-	-	-
	Weatherproof Socket Outlet 防水單位電插座	2	2	2	2	2	2	2
	Weatherproof Twin Socket Outlet 防水雙位電插座	-	-	-	-	-	-	-
	Weatherproof Isolating Switch 防水開關掣	-	-	-	-	-	-	-
	Gas Water Heater 煤氣熱水爐					1		
	Fuse Spur Unit 接線位連保險絲					1		

Remarks:

- 1. “*” has been used for connection of lighting fitting or appliance.
- 2. “**” means roof for 30-31/F flat B, flat roof for 3/F flat units and common flat roof at 3/F only.
- 3. “***” means utility platform not including 3/F flat units.
- 4. “****” Electric curtain switch had not been connected to appliance.
- 5. “1,2,……” denotes the quantity of such provision(s) provided in the residential flat.
- 6. Quantity of the lighting switch shown in the schedule denotes the quantity of switch faceplate.

備註：

- 1. “*” 已用作連接燈具或設備。
- 2. “**” 表示天台只適用30至31樓B單位，平台只適用3樓單位及3樓公共平台。
- 3. “***” 表示工作平台不包括3樓單位。
- 4. “****” 電動窗簾並沒有連接至設備。
- 5. “1,2,……” 表示提供於該住宅單位內的裝置數量。
- 6. 說明表所顯示的燈掣數量是表示燈掣面板的數量。

FITTINGS, FINISHES AND APPLIANCES

裝置、裝修物料及設備

Schedule of Mechanical & Electrical Provisions of Residential Units

住宅單位機電裝置數量說明表

Tower 3 第3座

Location 位置	Appliances 設備	3/F, 5/F-12/F, 15/F-18F 3樓、5樓至12樓、15樓至18樓		19/F-23/F, 25/F-29/F 19樓至23樓、 25樓至29樓	30/F-31/F 30樓至31樓			30/F & 31/F 30樓及31樓	
		D	E	D	C	H	J	A	B
Entrance 門口	Door Bell Push Button 門鈴按鈕	1	1	1	1	1	1	1	1
Living / Dining Room 客 / 飯廳	Door Bell 門鐘	1	1	1	1	1	1	1	1
	Lighting Point 燈位	1	3	2	4	1	4	10	6
	Lighting Switch 照明開關掣	3	4	3	3	3	4	4	4
	Double Pole Switch (*) 雙極開關掣 (*)	1	1	1	1	-	1	1	2
	Fuse Spur Unit (*) 接線位連保險絲 (*)	3	3	4	4	3	3	4	4
	TV / FM Outlet 電視及電台插座	2	2	2	2	2	2	2	2
	Telephone and Data Outlet 電話及電訊插座	2	2	2	2	2	2	2	2
	Data Outlet (For Home Automation) 電訊插座供智能家居系統	1	1	1	1	1	1	1	1
	13A Switched Socket Outlet 13安培單位電插座	-	-	-	-	-	-	1	1
	13A Switched Twin Socket Outlet 13安培雙位電插座	3	2	3	3	3	2	2	2
	2 Key / 4 Key Freelocate Switch (*) 兩控 / 四控移動開關掣 (*)	-	-	-	-	-	-	-	-
	Electric Curtain Switch (****) 電動窗簾掣 (****)	1	1	1	1	1	1	1	1
	Home Automation Pad 家居智能控制器	1	1	1	1	1	1	1	1

Remarks:

1. “*” has been used for connection of lighting fitting or appliance.
2. “**” means roof for 30-31/F flat B, flat roof for 3/F flat units and common flat roof at 3/F only.
3. “***” means utility platform not including 3/F flat units.
4. “****” Electric curtain switch had not been connected to appliance.
5. “1,2,.....” denotes the quantity of such provision(s) provided in the residential flat.
6. Quantity of the lighting switch shown in the schedule denotes the quantity of switch faceplate.

備註：

1. “*” 已用作連接燈具或設備。
2. “**” 表示天台只適用30至31樓B單位，平台只適用3樓單位及3樓公共平台。
3. “***” 表示工作平台不包括3樓單位。
4. “****” 電動窗簾並沒有連接至設備。
5. “1,2,.....” 表示提供於該住宅單位內的裝置數量。
6. 說明表所顯示的燈掣數量是表示燈掣面板的數量。

FITTINGS, FINISHES AND APPLIANCES

裝置、裝修物料及設備

Schedule of Mechanical & Electrical Provisions of Residential Units
住宅單位機電裝置數量說明表

Tower 3 第3座

Location 位置	Appliances 設備	3/F, 5/F-12/F, 15/F-18F 3樓、5樓至12樓、15樓至18樓		19/F-23/F, 25/F-29/F 19樓至23樓、 25樓至29樓	30/F-31/F 30樓至31樓			30/F & 31/F 30樓及31樓	
		D	E	D	C	H	J	A	B
Living / Dining Room 客 / 飯廳	Corridor Lighting Point 走廊燈位			2	1			14	16
	Corridor Lighting Switch 走廊照明開關掣			1	1			2	3
	Corridor Double Pole Switch (*) 走廊雙極開關掣 (*)			1	1			1	-
	Corridor 13A Switched Socket Outlet 走廊13安培單位電插座			-	-			1	-
	Corridor 13A Switched Twin Socket Outlet 走廊13安培雙位電插座			-	-			-	-
	Corridor Fuse Spur Unit (*) 走廊接線位連保險絲 (*)			-	-			-	-
	Corridor 2 Key Freelocate Switch 走廊兩控移動開關掣			1	1			1	1
	Addressable Smoke Detector with Sounder Base 煙霧感應器連發聲底座	1	1	-	-	1	1	-	-
	(Single)Split type air-conditioner Indoor Unit (單聯)分體式冷氣機 (室內機)	-	1	-	-	-	1	-	-
	(Multi)Split type air-conditioner Indoor Unit (多聯)分體式冷氣機 (室內機)	1	-	2	2	1	-	-	-
	Variable Refrigerant Volume air-conditioner Indoor Unit 可變冷媒流量冷氣機 (室內機)	-	-	-	-	-	-	2	3

Remarks:

- “*” has been used for connection of lighting fitting or appliance.
- “**” means roof for 30-31/F flat B, flat roof for 3/F flat units and common flat roof at 3/F only.
- “***” means utility platform not including 3/F flat units.
- “****” Electric curtain switch had not been connected to appliance.
- “1,2,……” denotes the quantity of such provision(s) provided in the residential flat.
- Quantity of the lighting switch shown in the schedule denotes the quantity of switch faceplate.

備註：

- “*”已用作連接燈具或設備。
- “**”表示天台只適用30至31樓B單位，平台只適用3樓單位及3樓公共平台。
- “***”表示工作平台不包括3樓單位。
- “****”電動窗簾並沒有連接至設備。
- “1,2,……”表示提供於該住宅單位內的裝置數量。
- 說明表所顯示的燈掣數量是表示燈掣面板的數量。

FITTINGS, FINISHES AND APPLIANCES

裝置、裝修物料及設備

Schedule of Mechanical & Electrical Provisions of Residential Units
住宅單位機電裝置數量說明表

Tower 3 第3座

Location 位置	Appliances 設備	3/F, 5/F-12/F, 15/F-18F 3樓、5樓至12樓、15樓至18樓		19/F-23/F, 25/F-29/F 19樓至23樓、 25樓至29樓	30/F-31/F 30樓至31樓			30/F & 31/F 30樓及31樓	
		D	E	D	C	H	J	A	B
Master Bedroom 主人睡房	Lighting Point 燈位							5	3
	Lighting Switch 照明開關掣							2	2
	Double Pole Switch (*) 雙極開關掣 (*)							1	2
	Fuse Spur Unit (*) 接線位連保險絲 (*)							3	3
	TV / FM Outlet 電視及電台插座							1	1
	Telephone and Data Outlet 電話及電訊插座							1	1
	13A Switched Socket Outlet 13安培單位電插座							-	-
	13A Switched Twin Socket Outlet 13安培雙位電插座							3	3
	(Multi)Split type air-conditioner Indoor Unit (多聯)分體式冷氣機 (室內機)							-	-
	Variable Refrigerant Volume air-conditioner Indoor Unit 可變冷媒流量冷氣機 (室內機)							2	2
	Electric Curtain Switch (****) 電動窗簾掣 (****)							1	1

Remarks:

1. “*” has been used for connection of lighting fitting or appliance.
2. “**” means roof for 30-31/F flat B, flat roof for 3/F flat units and common flat roof at 3/F only.
3. “***” means utility platform not including 3/F flat units.
4. “****” Electric curtain switch had not been connected to appliance.
5. “1,2,.....” denotes the quantity of such provision(s) provided in the residential flat.
6. Quantity of the lighting switch shown in the schedule denotes the quantity of switch faceplate.

備註：

1. “*” 已用作連接燈具或設備。
2. “**” 表示天台只適用30至31樓B單位，平台只適用3樓單位及3樓公共平台。
3. “***” 表示工作平台不包括3樓單位。
4. “****” 電動窗簾並沒有連接至設備。
5. “1,2,.....” 表示提供於該住宅單位內的裝置數量。
6. 說明表所顯示的燈掣數量是表示燈掣面板的數量。

FITTINGS, FINISHES AND APPLIANCES

裝置、裝修物料及設備

Schedule of Mechanical & Electrical Provisions of Residential Units
住宅單位機電裝置數量說明表

Tower 3 第3座

Location 位置	Appliances 設備	3/F, 5/F-12/F, 15/F-18F 3樓、5樓至12樓、15樓至18樓		19/F-23/F, 25/F-29/F 19樓至23樓、 25樓至29樓	30/F-31/F 30樓至31樓			30/F & 31/F 30樓及31樓	
		D	E	D	C	H	J	A	B
Bedroom 睡房	Lighting Point 燈位	1				1			
	Lighting Switch 照明開關掣	2				2			
	Double Pole Switch (*) 雙極開關掣 (*)	1				1			
	Fuse Spur Unit (*) 接線位連保險絲 (*)	1				1			
	TV / FM Outlet 電視及電台插座	1				1			
	Telephone and Data Outlet 電話及電訊插座	1				1			
	13A Switched Socket Outlet 13安培單位電插座	-				-			
	13A Switched Twin Socket Outlet 13安培雙位電插座	2				2			
	(Multi)Split type air-conditioner Indoor Unit (多聯)分體式冷氣機 (室內機)	1				1			
	Variable Refrigerant Volume air-conditioner Indoor Unit 可變冷媒流量冷氣機 (室內機)	-				-			

Remarks:

- “*” has been used for connection of lighting fitting or appliance.
- “**” means roof for 30-31/F flat B, flat roof for 3/F flat units and common flat roof at 3/F only.
- “***” means utility platform not including 3/F flat units.
- “****” Electric curtain switch had not been connected to appliance.
- “1,2,.....” denotes the quantity of such provision(s) provided in the residential flat.
- Quantity of the lighting switch shown in the schedule denotes the quantity of switch faceplate.

備註：

- “*” 已用作連接燈具或設備。
- “**” 表示天台只適用30至31樓B單位，平台只適用3樓單位及3樓公共平台。
- “***” 表示工作平台不包括3樓單位。
- “****” 電動窗簾並沒有連接至設備。
- “1,2,.....” 表示提供於該住宅單位內的裝置數量。
- 說明表所顯示的燈掣數量是表示燈掣面板的數量。

FITTINGS, FINISHES AND APPLIANCES

裝置、裝修物料及設備

Schedule of Mechanical & Electrical Provisions of Residential Units
住宅單位機電裝置數量說明表

Tower 3 第3座

Location 位置	Appliances 設備	3/F, 5/F-12/F, 15/F-18F 3樓、5樓至12樓、15樓至18樓		19/F-23/F, 25/F-29/F 19樓至23樓、 25樓至29樓	30/F-31/F 30樓至31樓			30/F & 31/F 30樓及31樓	
		D	E	D	C	H	J	A	B
Bedroom 1 睡房 1	Lighting Point 燈位			1	2			1	2
	Lighting Switch 照明開關掣			1	2			2	2
	Double Pole Switch (*) 雙極開關掣 (*)			-	-			2	1
	Fuse Spur Unit (*) 接線位連保險絲 (*)			1	1			2	2
	TV / FM Outlet 電視及電台插座			1	1			1	1
	Telephone and Data Outlet 電話及電訊插座			1	1			1	1
	13A Switched Socket Outlet 13安培單位電插座			-	-			1	1
	13A Switched Twin Socket Outlet 13安培雙位電插座			2	2			2	2
	(Multi)Split type air-conditioner Indoor Unit (多聯)分體式冷氣機 (室內機)			1	1			-	-
	Variable Refrigerant Volume air-conditioner Indoor Unit 可變冷媒流量冷氣機 (室內機)			-	-			1	1
	Electric Curtain Switch (****) 電動窗簾掣 (****)			-	-			1	1

Remarks:

1. “*” has been used for connection of lighting fitting or appliance.
2. “**” means roof for 30-31/F flat B, flat roof for 3/F flat units and common flat roof at 3/F only.
3. “***” means utility platform not including 3/F flat units.
4. “****” Electric curtain switch had not been connected to appliance.
5. “1,2,……” denotes the quantity of such provision(s) provided in the residential flat.
6. Quantity of the lighting switch shown in the schedule denotes the quantity of switch faceplate.

備註：

1. “*” 已用作連接燈具或設備。
2. “**” 表示天台只適用30至31樓B單位，平台只適用3樓單位及3樓公共平台。
3. “***” 表示工作平台不包括3樓單位。
4. “****” 電動窗簾並沒有連接至設備。
5. “1,2,……” 表示提供於該住宅單位內的裝置數量。
6. 說明表所顯示的燈掣數量是表示燈掣面板的數量。

FITTINGS, FINISHES AND APPLIANCES

裝置、裝修物料及設備

Schedule of Mechanical & Electrical Provisions of Residential Units
住宅單位機電裝置數量說明表

Tower 3 第3座

Location 位置	Appliances 設備	3/F, 5/F-12/F, 15/F-18F 3樓、5樓至12樓、15樓至18樓		19/F-23/F, 25/F-29/F 19樓至23樓、 25樓至29樓	30/F-31/F 30樓至31樓			30/F & 31/F 30樓及31樓	
		D	E	D	C	H	J	A	B
Bedroom 2 睡房 2	Lighting Point 燈位			1	1			2	3
	Lighting Switch 照明開關掣			1	1			2	2
	Double Pole Switch (*) 雙極開關掣 (*)			-	-			1	1
	Fuse Spur Unit (*) 接線位連保險絲 (*)			1	1			2	2
	TV / FM Outlet 電視及電台插座			1	1			1	1
	Telephone and Data Outlet 電話及電訊插座			1	1			1	1
	13A Switched Socket Outlet 13安培單位電插座			-	-			1	1
	13A Switched Twin Socket Outlet 13安培雙位電插座			2	2			2	2
	(Multi)Split type air-conditioner Indoor Unit (多聯)分體式冷氣機 (室內機)			1	1			-	-
	Variable Refrigerant Volume air-conditioner Indoor Unit 可變冷媒流量冷氣機 (室內機)			-	-			1	1
	Electric Curtain Switch (****) 電動窗簾掣 (****)			-	-			1	1

Remarks:

- “*” has been used for connection of lighting fitting or appliance.
- “**” means roof for 30-31/F flat B, flat roof for 3/F flat units and common flat roof at 3/F only.
- “***” means utility platform not including 3/F flat units.
- “****” Electric curtain switch had not been connected to appliance.
- “1,2,.....” denotes the quantity of such provision(s) provided in the residential flat.
- Quantity of the lighting switch shown in the schedule denotes the quantity of switch faceplate.

備註：

- “*” 已用作連接燈具或設備。
- “**” 表示天台只適用30至31樓B單位，平台只適用3樓單位及3樓公共平台。
- “***” 表示工作平台不包括3樓單位。
- “****” 電動窗簾並沒有連接至設備。
- “1,2,.....” 表示提供於該住宅單位內的裝置數量。
- 說明表所顯示的燈掣數量是表示燈掣面板的數量。

FITTINGS, FINISHES AND APPLIANCES

裝置、裝修物料及設備

Schedule of Mechanical & Electrical Provisions of Residential Units
住宅單位機電裝置數量說明表

Tower 3 第3座

Location 位置	Appliances 設備	3/F, 5/F-12/F, 15/F-18F 3樓、5樓至12樓、15樓至18樓		19/F-23/F, 25/F-29/F 19樓至23樓、 25樓至29樓	30/F-31/F 30樓至31樓			30/F & 31/F 30樓及31樓	
		D	E	D	C	H	J	A	B
Bedroom 3 睡房 3	Lighting Point 燈位							3	2
	Lighting Switch 照明開關掣							2	2
	Double Pole Switch (*) 雙極開關掣 (*)							1	1
	Fuse Spur Unit (*) 接線位連保險絲 (*)							2	2
	TV / FM Outlet 電視及電台插座							1	1
	Telephone and Data Outlet 電話及電訊插座							1	1
	13A Switched Socket Outlet 13安培單位電插座							1	1
	13A Switched Twin Socket Outlet 13安培雙位電插座							2	2
	(Multi)Split type air-conditioner Indoor Unit (多聯)分體式冷氣機 (室內機)							-	-
	Variable Refrigerant Volume air-conditioner Indoor Unit 可變冷媒流量冷氣機 (室內機)							1	1
	Electric Curtain Switch (****) 電動窗簾掣 (****)							1	1

Remarks:

1. “*” has been used for connection of lighting fitting or appliance.
2. “**” means roof for 30-31/F flat B, flat roof for 3/F flat units and common flat roof at 3/F only.
3. “***” means utility platform not including 3/F flat units.
4. “****” Electric curtain switch had not been connected to appliance.
5. “1,2,……” denotes the quantity of such provision(s) provided in the residential flat.
6. Quantity of the lighting switch shown in the schedule denotes the quantity of switch faceplate.

備註：

1. “*” 已用作連接燈具或設備。
2. “**” 表示天台只適用30至31樓B單位，平台只適用3樓單位及3樓公共平台。
3. “***” 表示工作平台不包括3樓單位。
4. “****” 電動窗簾並沒有連接至設備。
5. “1,2,……” 表示提供於該住宅單位內的裝置數量。
6. 說明表所顯示的燈掣數量是表示燈掣面板的數量。

FITTINGS, FINISHES AND APPLIANCES
裝置、裝修物料及設備

Schedule of Mechanical & Electrical Provisions of Residential Units
住宅單位機電裝置數量說明表

Tower 3 第3座

Location 位置	Appliances 設備	3/F, 5/F-12/F, 15/F-18F 3樓、5樓至12樓、15樓至18樓		19/F-23/F, 25/F-29/F 19樓至23樓、 25樓至29樓	30/F-31/F 30樓至31樓			30/F & 31/F 30樓及31樓	
		D	E	D	C	H	J	A	B
Store Room 儲物室	Lighting Point 燈位			1				1	
	Lighting Switch 照明開關掣			1				1	
	Double Pole Switch (*) 雙極開關掣 (*)			-				1	
	Fuse Spur Unit (*) 接線位連保險絲 (*)			2				2	
	13A Switched Socket Outlet 13安培單位電插座			1				1	
	13A Switched Twin Socket Outlet 13安培雙位電插座			-				-	
	SPN Miniature Circuit Breakers Board 單相總電掣箱			1				-	
	TPN Miniature Circuit Breakers Board 三相總電掣箱			-				1	
	Home Automation Control Box 智能家居系統控制箱			1				1	
	(Multi)Split type air-conditioner Indoor Unit (多聯)分體式冷氣機 (室內機)			1				-	
	Variable Refrigerant Volume air-conditioner Indoor Unit 可變冷媒流量冷氣機 (室內機)			-				1	
	Water Heater Remote Control 熱水爐溫度控制器			-				1	

- Remarks:
- “*” has been used for connection of lighting fitting or appliance.
 - “**” means roof for 30-31/F flat B, flat roof for 3/F flat units and common flat roof at 3/F only.
 - “***” means utility platform not including 3/F flat units.
 - “****” Electric curtain switch had not been connected to appliance.
 - “1,2,……” denotes the quantity of such provision(s) provided in the residential flat.
 - Quantity of the lighting switch shown in the schedule denotes the quantity of switch faceplate.

- 備註：
- “*”已用作連接燈具或設備。
 - “**”表示天台只適用30至31樓B單位，平台只適用3樓單位及3樓公共平台。
 - “***”表示工作平台不包括3樓單位。
 - “****”電動窗簾並沒有連接至設備。
 - “1,2,……”表示提供於該住宅單位內的裝置數量。
 - 說明表所顯示的燈掣數量是表示燈掣面板的數量。

FITTINGS, FINISHES AND APPLIANCES
裝置、裝修物料及設備

Schedule of Mechanical & Electrical Provisions of Residential Units
住宅單位機電裝置數量說明表

Tower 3 第3座

Location 位置	Appliances 設備	3/F, 5/F-12/F, 15/F-18F 3樓、5樓至12樓、15樓至18樓		19/F-23/F, 25/F-29/F 19樓至23樓、 25樓至29樓	30/F-31/F 30樓至31樓			30/F & 31/F 30樓及31樓	
		D	E	D	C	H	J	A	B
Store Room 1 儲物室 1	Water Heater Remote Control 熱水爐溫度控制器								1
	Lighting Point 燈位								1
	Lighting Switch 照明開關掣								1
	Double Pole Switch (*) 雙極開關掣 (*)								1
	Fuse Spur Unit (*) 接線位連保險絲 (*)								2
	13A Switched Socket Outlet 13安培單位電插座								1
	13A Switched Twin Socket Outlet 13安培雙位電插座								-
	SPN Miniature Circuit Breakers Board 單相總電掣箱								-
	TPN Miniature Circuit Breakers Board 三相總電掣箱								1
	Home Automation Control Box 智能家居系統控制箱								1
	(Multi)Split type air-conditioner Indoor Unit (多聯)分體式冷氣機 (室內機)								-
Store Room 2 儲物室 2	Variable Refrigerant Volume air-conditioner Indoor Unit 可變冷媒流量冷氣機 (室內機)								1
	Lighting Point 燈位								1
	Lighting Switch 照明開關掣								1
	13A Switched Socket Outlet 13安培單位電插座								1

Remarks:

1. “*” has been used for connection of lighting fitting or appliance.
2. “**” means roof for 30-31/F flat B, flat roof for 3/F flat units and common flat roof at 3/F only.
3. “***” means utility platform not including 3/F flat units.
4. “****” Electric curtain switch had not been connected to appliance.
5. “1,2,……” denotes the quantity of such provision(s) provided in the residential flat.
6. Quantity of the lighting switch shown in the schedule denotes the quantity of switch faceplate.

備註：

1. “*” 已用作連接燈具或設備。
2. “**” 表示天台只適用30至31樓B單位，平台只適用3樓單位及3樓公共平台。
3. “***” 表示工作平台不包括3樓單位。
4. “****” 電動窗簾並沒有連接至設備。
5. “1,2,……” 表示提供於該住宅單位內的裝置數量。
6. 說明表所顯示的燈掣數量是表示燈掣面板的數量。

FITTINGS, FINISHES AND APPLIANCES
裝置、裝修物料及設備

Schedule of Mechanical & Electrical Provisions of Residential Units
住宅單位機電裝置數量說明表

Tower 3 第3座

Location 位置	Appliances 設備	3/F, 5/F-12/F, 15/F-18F 3樓、5樓至12樓、15樓至18樓		19/F-23/F, 25/F-29/F 19樓至23樓、 25樓至29樓	30/F-31/F 30樓至31樓			30/F & 31/F 30樓及31樓	
		D	E	D	C	H	J	A	B
Master Bathroom 主人浴室	Cable Outlet (*) 電源接線位 (*)							1	1
	Lighting Point (Including Cabinet LED Strip) 燈位 (含鏡櫃燈帶)							9	10
	Fuse Spur Unit (*) 接線位連保險絲 (*)							2	4
	13A Unswitched Socket Outlet 13安培無開關單位電插座							1	1
	Weatherproof Isolating Switch 防水開關掣							-	-
	Water Heater Remote Control 熱水爐溫度控制器							1	1
	Gas Water Heater 煤氣熱水爐							-	2
Bathroom 浴室	Lighting Point (Including Cabinet LED Strip) 燈位 (含鏡櫃燈帶)	4	4	4	4	4	4		
	Fuse Spur Unit (*) 接線位連保險絲 (*)	3	3	3	3	3	3		
	13A Unswitched Socket Outlet 13安培無開關單位電插座	1	1	1	1	1	1		
	Weatherproof Isolating Switch 防水開關掣	-	-	-	-	-	-		
	Water Heater Remote Control 熱水爐溫度控制器	-	-	1	1	-	-		
	Gas Water Heater 煤氣熱水爐	-	-	-	-	-	-		

- Remarks:
- “*” has been used for connection of lighting fitting or appliance.
 - “**” means roof for 30-31/F flat B, flat roof for 3/F flat units and common flat roof at 3/F only.
 - “***” means utility platform not including 3/F flat units.
 - “****” Electric curtain switch had not been connected to appliance.
 - “1,2,……” denotes the quantity of such provision(s) provided in the residential flat.
 - Quantity of the lighting switch shown in the schedule denotes the quantity of switch faceplate.

- 備註：
- “*”已用作連接燈具或設備。
 - “**”表示天台只適用30至31樓B單位，平台只適用3樓單位及3樓公共平台。
 - “***”表示工作平台不包括3樓單位。
 - “****”電動窗簾並沒有連接至設備。
 - “1,2,……”表示提供於該住宅單位內的裝置數量。
 - 說明表所顯示的燈掣數量是表示燈掣面板的數量。

FITTINGS, FINISHES AND APPLIANCES

裝置、裝修物料及設備

Schedule of Mechanical & Electrical Provisions of Residential Units
住宅單位機電裝置數量說明表

Tower 3 第3座

Location 位置	Appliances 設備	3/F, 5/F-12/F, 15/F-18F 3樓、5樓至12樓、15樓至18樓		19/F-23/F, 25/F-29/F 19樓至23樓、 25樓至29樓	30/F-31/F 30樓至31樓			30/F & 31/F 30樓及31樓	
		D	E	D	C	H	J	A	B
Bathroom 1 浴室1	Lighting Point (Including Cabinet LED Strip) 燈位 (含鏡櫃燈帶)							6	6
	Fuse Spur Unit (*) 接線位連保險絲 (*)							5	3
	13A Unswitched Socket Outlet 13安培無開關單位電插座							1	1
	Weatherproof Isolating Switch 防水開關掣							-	-
	Water Heater Remote Control 熱水爐溫度控制器							1	1
	Gas Water Heater 煤氣熱水爐							2	-
Bathroom 2 浴室2	Lighting Point (Including Cabinet LED Strip) 燈位 (含鏡櫃燈帶)							6	5
	Fuse Spur Unit (*) 接線位連保險絲 (*)							3	3
	13A Unswitched Socket Outlet 13安培無開關單位電插座							1	1
	Weatherproof Isolating Switch 防水開關掣							-	-
	Water Heater Remote Control 熱水爐溫度控制器							1	1

Remarks:

- “*” has been used for connection of lighting fitting or appliance.
- “**” means roof for 30-31/F flat B, flat roof for 3/F flat units and common flat roof at 3/F only.
- “***” means utility platform not including 3/F flat units.
- “****” Electric curtain switch had not been connected to appliance.
- “1,2,.....” denotes the quantity of such provision(s) provided in the residential flat.
- Quantity of the lighting switch shown in the schedule denotes the quantity of switch faceplate.

備註：

- “*” 已用作連接燈具或設備。
- “**” 表示天台只適用30至31樓B單位，平台只適用3樓單位及3樓公共平台。
- “***” 表示工作平台不包括3樓單位。
- “****” 電動窗簾並沒有連接至設備。
- “1,2,.....” 表示提供於該住宅單位內的裝置數量。
- 說明表所顯示的燈掣數量是表示燈掣面板的數量。

FITTINGS, FINISHES AND APPLIANCES
裝置、裝修物料及設備

Schedule of Mechanical & Electrical Provisions of Residential Units
住宅單位機電裝置數量說明表

Tower 3 第3座

Location 位置	Appliances 設備	3/F, 5/F-12/F, 15/F-18F 3樓、5樓至12樓、15樓至18樓		19/F-23/F, 25/F-29/F 19樓至23樓、 25樓至29樓	30/F-31/F 30樓至31樓			30/F & 31/F 30樓及31樓	
		D	E	D	C	H	J	A	B
Bathroom 3 浴室 3	Lighting Point (Including Cabinet LED Strip) 燈位 (含鏡櫃燈帶)							6	5
	Fuse Spur Unit (*) 接線位連保險絲 (*)							3	3
	13A Unswitched Socket Outlet 13安培無開關單位電插座							1	1
	Weatherproof Isolating Switch 防水開關掣							-	-
	Water Heater Remote Control 熱水爐溫度控制器							1	1
Lavatory 1 洗手間 1	Lighting Point 燈位							1	1
	Double Pole Switch (*) 雙極開關掣 (*)							-	-
	Fuse Spur Unit (*) 接線位連保險絲 (*)							1	1
Lavatory 2 洗手間 2	Lighting Point 燈位							3	3
	Double Pole Switch (*) 雙極開關掣 (*)							-	-
	Fuse Spur Unit (*) 接線位連保險絲 (*)							2	2
Open Kitchen / Kitchen 開放式廚房 / 廚房	Lighting Point (Including Cabinet LED Strip) 燈位 (含廚櫃燈帶)	5	3	4	5	4	3	5	6
	Double Pole Switch (*) 雙極開關掣 (*)	1	1	1	2	1	1	2	2
	Cable Outlet (*) 電源接線位 (*)	-	-	-	-	-	-	-	-
	Variable Refrigerant Volume air-conditioner Indoor Unit 可變冷媒流量冷氣機 (室內機)	-	-	-	-	-	-	1	1

Remarks:

- “*” has been used for connection of lighting fitting or appliance.
- “**” means roof for 30-31/F flat B, flat roof for 3/F flat units and common flat roof at 3/F only.
- “***” means utility platform not including 3/F flat units.
- “****” Electric curtain switch had not been connected to appliance.
- “1,2,.....” denotes the quantity of such provision(s) provided in the residential flat.
- Quantity of the lighting switch shown in the schedule denotes the quantity of switch faceplate.

備註：

- “*” 已用作連接燈具或設備。
- “**” 表示天台只適用30至31樓B單位，平台只適用3樓單位及3樓公共平台。
- “***” 表示工作平台不包括3樓單位。
- “****” 電動窗簾並沒有連接至設備。
- “1,2,.....” 表示提供於該住宅單位內的裝置數量。
- 說明表所顯示的燈掣數量是表示燈掣面板的數量。

FITTINGS, FINISHES AND APPLIANCES

裝置、裝修物料及設備

Schedule of Mechanical & Electrical Provisions of Residential Units

住宅單位機電裝置數量說明表

Tower 3 第3座

Location 位置	Appliances 設備	3/F, 5/F-12/F, 15/F-18F 3樓、5樓至12樓、15樓至18樓		19/F-23/F, 25/F-29/F 19樓至23樓、 25樓至29樓	30/F-31/F 30樓至31樓			30/F & 31/F 30樓及31樓	
		D	E	D	C	H	J	A	B
Open Kitchen / Kitchen 開放式廚房 / 廚房	Fuse Spur Unit (*) 接線位連保險絲 (*)	2	2	3	4	3	2	6	6
	13A Switched Socket Outlet (*) 13安培單位電插座 (*)	4	4	3	4	4	4	5	5
	13A Switched Socket Outlet 13安培單位電插座	-	-	-	-	-	-	-	-
	13A Switched Twin Socket Outlet 13安培雙位電插座	1	1	1	2	1	1	2	2
	Weatherproof Isolating Switch 防水開關掣	1	1	-	-	1	1	-	-
	Sprinkler (Concealed Type) 消防花灑頭 (隱藏式)	1	1	-	-	1	1	-	-
	Sidewall Sprinkler Head 側壁花灑頭	-	1	-	-	-	-	-	-
	Home Automation Control Box 智能家居系統控制箱	1	1	-	1	1	1	-	-
	TPN Miniature Circuit Breakers Board 三相總電掣箱	1	1	-	-	1	1	-	-
	SPN Miniature Circuit Breakers Board 單相總電掣箱	-	-	-	1	-	-	-	-
	Instantaneous Electric Water Heater 即熱式電熱水爐	1	1	-	-	1	1	-	-
	Water Inlet for Washing Machine 洗衣機來水	1	1	1	1	1	1	1	1
	Water Outlet for Washing Machine 洗衣機去水	1	1	1	1	1	1	1	1
	Gas Water Heater 煤氣熱水爐	-	-	1	-	-	-	2	2

Remarks:

1. “*” has been used for connection of lighting fitting or appliance.
2. “**” means roof for 30-31/F flat B, flat roof for 3/F flat units and common flat roof at 3/F only.
3. “***” means utility platform not including 3/F flat units.
4. “****” Electric curtain switch had not been connected to appliance.
5. “1,2,.....” denotes the quantity of such provision(s) provided in the residential flat.
6. Quantity of the lighting switch shown in the schedule denotes the quantity of switch faceplate.

備註：

1. “*” 已用作連接燈具或設備。
2. “**” 表示天台只適用30至31樓B單位，平台只適用3樓單位及3樓公共平台。
3. “***” 表示工作平台不包括3樓單位。
4. “****” 電動窗簾並沒有連接至設備。
5. “1,2,.....” 表示提供於該住宅單位內的裝置數量。
6. 說明表所顯示的燈掣數量是表示燈掣面板的數量。

FITTINGS, FINISHES AND APPLIANCES

裝置、裝修物料及設備

Schedule of Mechanical & Electrical Provisions of Residential Units
住宅單位機電裝置數量說明表

Tower 3 第3座

Location 位置	Appliances 設備	3/F, 5/F-12/F, 15/F-18F 3樓、5樓至12樓、15樓至18樓		19/F-23/F, 25/F-29/F 19樓至23樓、 25樓至29樓	30/F-31/F 30樓至31樓			30/F & 31/F 30樓及31樓	
		D	E	D	C	H	J	A	B
Balcony 露台	Lighting Point 燈位	1	1	1	1	1	1	1	1
Utility Platform (***) 工作平台 (***)	Lighting Point 燈位				1				
	Fuse Spur Unit (*) 接線位連保險絲 (*)				1				
	Gas Water Heater 煤氣熱水爐				1				
Air Conditioning Platform 冷氣機平台	Weatherproof Isolating Switch 防水開關掣	1 (Exclude 3/F) (不包括3樓)	1 (Exclude 3/F) (不包括3樓)	2	2	1	1	4	4
	(Multi)Split type air-conditioner Outdoor Unit (多聯)分體式冷氣機 (室外機)	1 (Exclude 3/F) (不包括3樓)	-	2	2	1	-	-	-
	(Single)Split type air-conditioner Outdoor Unit (單聯)分體式冷氣機 (室外機)	-	1 (Exclude 3/F) (不包括3樓)	-	-	-	1	-	-
	Variable Refrigerant Volume air-conditioner Outdoor Unit 可變冷媒流量冷氣機 (室外機)	-	-	-	-	-	-	4	4
Common Flat Roof (**) 公共平台 (**)	Weatherproof Isolating Switch 防水開關掣	1 (3/F only) (只設於3樓)	1 (3/F only) (只設於3樓)						
	(Multi)Split type air-conditioner Outdoor Unit (多聯)分體式冷氣機 (室外機)	1 (3/F only) (只設於3樓)							
	(Single)Split type air-conditioner Outdoor Unit (單聯)分體式冷氣機 (室外機)		1 (3/F only) (只設於3樓)						

Remarks:

- “*” has been used for connection of lighting fitting or appliance.
- “**” means roof for 30-31/F flat B, flat roof for 3/F flat units and common flat roof at 3/F only.
- “***” means utility platform not including 3/F flat units.
- “****” Electric curtain switch had not been connected to appliance.
- “1,2,.....” denotes the quantity of such provision(s) provided in the residential flat.
- Quantity of the lighting switch shown in the schedule denotes the quantity of switch faceplate.

備註：

- “*” 已用作連接燈具或設備。
- “**” 表示天台只適用30至31樓B單位，平台只適用3樓單位及3樓公共平台。
- “***” 表示工作平台不包括3樓單位。
- “****” 電動窗簾並沒有連接至設備。
- “1,2,.....” 表示提供於該住宅單位內的裝置數量。
- 說明表所顯示的燈掣數量是表示燈掣面板的數量。

FITTINGS, FINISHES AND APPLIANCES

裝置、裝修物料及設備

Schedule of Mechanical & Electrical Provisions of Residential Units
住宅單位機電裝置數量說明表

Tower 3 第3座

Location 位置	Appliances 設備	3/F, 5/F-12/F, 15/F-18F 3樓、5樓至12樓、15樓至18樓		19/F-23/F, 25/F-29/F 19樓至23樓、 25樓至29樓	30/F-31/F 30樓至31樓			30/F & 31/F 30樓及31樓	
		D	E	D	C	H	J	A	B
Flat Roof (**) 平台 (**)	Lighting Point 燈位	3	3						
	Weatherproof Lighting Switch 防水照明開關掣	-	-						
	Weatherproof Socket Outlet 防水單位電插座	2	2						
	Weatherproof Twin Socket Outlet 防水雙位電插座	-	-						
	Weatherproof Isolating Switch 防水開關掣	-	-						
Roof (**) 天台 (**)	Lighting Point 燈位								14
	Lighting Switch 照明開關掣								-
	Weatherproof Lighting Switch 防水照明開關掣								-
	Weatherproof Socket Outlet 防水單位電插座								2
	Weatherproof Twin Socket Outlet 防水雙位電插座								-
	Weatherproof Isolating Switch 防水開關掣								1
	Water Inlet Connection Point 來水接駁喉位								1
	Water Outlet Connection Point 去水接駁喉位								1
	Hose Reel / Fire Alarm Bell / Weatherproof Breakglass Unit 消防喉轆 / 消防警鐘 / 火警鐘掣								1

Remarks:

1. “*” has been used for connection of lighting fitting or appliance.
2. “**” means roof for 30-31/F flat B, flat roof for 3/F flat units and common flat roof at 3/F only.
3. “***” means utility platform not including 3/F flat units.
4. “****” Electric curtain switch had not been connected to appliance.
5. “1,2,……” denotes the quantity of such provision(s) provided in the residential flat.
6. Quantity of the lighting switch shown in the schedule denotes the quantity of switch faceplate.

備註：

1. “*” 已用作連接燈具或設備。
2. “**” 表示天台只適用30至31樓B單位，平台只適用3樓單位及3樓公共平台。
3. “***” 表示工作平台不包括3樓單位。
4. “****” 電動窗簾並沒有連接至設備。
5. “1,2,……” 表示提供於該住宅單位內的裝置數量。
6. 說明表所顯示的燈掣數量是表示燈掣面板的數量。

FITTINGS, FINISHES AND APPLIANCES

裝置、裝修物料及設備

Schedule of Mechanical & Electrical Provisions of Residential Units
住宅單位機電裝置數量說明表

Tower 5 第5座

Location 位置	Appliances 設備	3/F, 5/F-12/F, 15/F-23/F, 25/F-29/F 3樓、5樓至12樓、15樓至23樓、25樓至29樓										
		A	B	C	D	E	F	G	H	J	K	L
Entrance 門口	Door Bell Push Button 門鈴按鈕	1	1	1	1	1	1	1	1	1	1	1
Living / Dining Room 客 / 飯廳	Door Bell 門鐘	1	1	1	1	1	1	1	1	1	1	1
	Lighting Point 燈位	4	4	3	3	3	3	4	4	4	4	3
	Lighting Switch 照明開關掣	3	4	4	4	4	4	3	3 4 (3/F only) (只設於3樓)	3	3	3
	Double Pole Switch (*) 雙極開關掣 (*)	1	2	2	2	2	2	1	1	1	1	-
	Fuse Spur Unit (*) 接線位連保險絲 (*)	4	4	4	4	4	5	3	3	3	3	3
	TV / FM Outlet 電視及電台插座	2	2	2	2	2	2	2	2	2	2	2
	Telephone and Data Outlet 電話及電訊插座	2	2	2	2	2	2	2	2	2	2	2
	Data Outlet (For Home Automation) 電訊插座供智能家居系統	1	1	1	1	1	1	1	1	1	1	1
	13A Switched Socket Outlet 13安培單位電插座	1	-	-	-	-	-	-	-	-	-	-
	13A Switched Twin Socket Outlet 13安培雙位電插座	3	3	3	3	3	3	3	3	3	3	3
	2 Key / 4 Key Freelocate Switch (*) 兩控 / 四控移動開關掣 (*)	-	1	1	1	1	1	-	-	-	-	-
	Electric Curtain Switch (****) 電動窗簾掣 (****)	1	1	1	1	1	1	1	1	1	1	1
	Home Automation Pad 家居智能控制器	1	1	1	1	1	1	1	1	1	1	1

Remarks:

- 1. “*” has been used for connection of lighting fitting or appliance.
- 2. “**” means roof for 31/F flat A & G, flat roof for 3/F flat units and common flat roof at 3/F only.
- 3. “***” means utility platform not including 3/F flat units.
- 4. “****” Electric curtain switch had not been connected to appliance.
- 5. “1,2,……” denotes the quantity of such provision(s) provided in the residential flat.
- 6. Quantity of the lighting switch shown in the schedule denotes the quantity of switch faceplate.

備註：

- 1. “*” 已用作連接燈具或設備。
- 2. “**” 表示天台只適用31樓A&G單位，平台只適用3樓單位及3樓公共平台。
- 3. “***” 表示工作平台不包括3樓單位。
- 4. “****” 電動窗簾並沒有連接至設備。
- 5. “1,2,……” 表示提供於該住宅單位內的裝置數量。
- 6. 說明表所顯示的燈掣數量是表示燈掣面板的數量。

FITTINGS, FINISHES AND APPLIANCES

裝置、裝修物料及設備

Schedule of Mechanical & Electrical Provisions of Residential Units

住宅單位機電裝置數量說明表

Tower 5 第5座

Location 位置	Appliances 設備	3/F, 5/F-12/F, 15/F-23/F, 25/F-29/F 3樓、5樓至12樓、15樓至23樓、25樓至29樓										
		A	B	C	D	E	F	G	H	J	K	L
Living / Dining Room 客 / 飯廳	Corridor Lighting Point 走廊燈位	2	1	1	1			1				1
	Corridor Lighting Switch 走廊照明開關掣	1	-	-	-			1				1
	Corridor Double Pole Switch (*) 走廊雙極開關掣 (*)	1	-	-	-			1				1
	Corridor 13A Switched Socket Outlet 走廊13安培單位電插座	-	-	-	-			-				-
	Corridor 13A Switched Twin Socket Outlet 走廊13安培雙位電插座	-	-	-	-			-				-
	Corridor 2 Key Freelocate Switch 走廊兩控移動開關掣	1	-	-	-			1				1
	Addressable Smoke Detector with Sounder Base 煙霧感應器連發聲底座	-	-	-	1	-	-	1	1	1	1	1
	(Single)Split type air-conditioner Indoor Unit (單聯)分體式冷氣機 (室內機)	-	-	-	-	-	-	-	1	-	-	1
	(Multi)Split type air-conditioner Indoor Unit (多聯)分體式冷氣機 (室內機)	2	-	-	-	2	2	-	-	1	1	-
	Variable Refrigerant Volume air-conditioner Indoor Unit 可變冷媒流量冷氣機 (室內機)	-	2	2	2	-	-	1	-	-	-	-
	Gas Water Heater 煤氣熱水爐	-	-	-	-	-	1	-	-	-	-	-

Remarks:

1. “*” has been used for connection of lighting fitting or appliance.
2. “**” means roof for 31/F flat A & G, flat roof for 3/F flat units and common flat roof at 3/F only.
3. “***” means utility platform not including 3/F flat units.
4. “****” Electric curtain switch had not been connected to appliance.
5. “1,2,.....” denotes the quantity of such provision(s) provided in the residential flat.
6. Quantity of the lighting switch shown in the schedule denotes the quantity of switch faceplate.

備註：

1. “*” 已用作連接燈具或設備。
2. “**” 表示天台只適用31樓A&G單位，平台只適用3樓單位及3樓公共平台。
3. “***” 表示工作平台不包括3樓單位。
4. “****” 電動窗簾並沒有連接至設備。
5. “1,2,.....” 表示提供於該住宅單位內的裝置數量。
6. 說明表所顯示的燈掣數量是表示燈掣面板的數量。

FITTINGS, FINISHES AND APPLIANCES

裝置、裝修物料及設備

Schedule of Mechanical & Electrical Provisions of Residential Units
住宅單位機電裝置數量說明表

Tower 5 第5座

Location 位置	Appliances 設備	3/F, 5/F-12/F, 15/F-23/F, 25/F-29/F 3樓、5樓至12樓、15樓至23樓、25樓至29樓										
		A	B	C	D	E	F	G	H	J	K	L
Master Bedroom 主人睡房	Lighting Point 燈位	1										
	Lighting Switch 照明開關掣	3										
	Double Pole Switch (*) 雙極開關掣 (*)	1										
	Fuse Spur Unit (*) 接線位連保險絲 (*)	1										
	TV / FM Outlet 電視及電台插座	1										
	Telephone and Data Outlet 電話及電訊插座	1										
	13A Switched Socket Outlet 13安培單位電插座	1										
	13A Switched Twin Socket Outlet 13安培雙位電插座	2										
	(Multi)Split type air-conditioner Indoor Unit (多聯)分體式冷氣機 (室內機)	1										
	Variable Refrigerant Volume air-conditioner Indoor Unit 可變冷媒流量冷氣機 (室內機)	-										

Remarks:

- “*” has been used for connection of lighting fitting or appliance.
- “**” means roof for 31/F flat A & G, flat roof for 3/F flat units and common flat roof at 3/F only.
- “***” means utility platform not including 3/F flat units.
- “****” Electric curtain switch had not been connected to appliance.
- “1,2,……” denotes the quantity of such provision(s) provided in the residential flat.
- Quantity of the lighting switch shown in the schedule denotes the quantity of switch faceplate.

備註：

- “*”已用作連接燈具或設備。
- “**”表示天台只適用31樓A&G單位，平台只適用3樓單位及3樓公共平台。
- “***”表示工作平台不包括3樓單位。
- “****”電動窗簾並沒有連接至設備。
- “1,2,……”表示提供於該住宅單位內的裝置數量。
- 說明表所顯示的燈掣數量是表示燈掣面板的數量。

FITTINGS, FINISHES AND APPLIANCES

裝置、裝修物料及設備

Schedule of Mechanical & Electrical Provisions of Residential Units
住宅單位機電裝置數量說明表

Tower 5 第5座

Location 位置	Appliances 設備	3/F, 5/F-12/F, 15/F-23/F, 25/F-29/F 3樓、5樓至12樓、15樓至23樓、25樓至29樓										
		A	B	C	D	E	F	G	H	J	K	L
Bedroom 睡房	Lighting Point 燈位									1	1	
	Lighting Switch 照明開關掣									1	1	
	Double Pole Switch (*) 雙極開關掣 (*)									-	-	
	Fuse Spur Unit (*) 接線位連保險絲 (*)									1	1	
	TV / FM Outlet 電視及電台插座									1	1	
	Telephone and Data Outlet 電話及電訊插座									1	1	
	13A Switched Socket Outlet 13安培單位電插座									-	-	
	13A Switched Twin Socket Outlet 13安培雙位電插座									2	2	
	(Multi)Split type air-conditioner Indoor Unit (多聯)分體式冷氣機 (室內機)									1	1	
	Variable Refrigerant Volume air-conditioner Indoor Unit 可變冷媒流量冷氣機 (室內機)									-	-	

Remarks:

- “*” has been used for connection of lighting fitting or appliance.
- “**” means roof for 31/F flat A & G, flat roof for 3/F flat units and common flat roof at 3/F only.
- “***” means utility platform not including 3/F flat units.
- “****” Electric curtain switch had not been connected to appliance.
- “1,2,.....” denotes the quantity of such provision(s) provided in the residential flat.
- Quantity of the lighting switch shown in the schedule denotes the quantity of switch faceplate.

備註：

- “*” 已用作連接燈具或設備。
- “**” 表示天台只適用31樓A&G單位，平台只適用3樓單位及3樓公共平台。
- “***” 表示工作平台不包括3樓單位。
- “****” 電動窗簾並沒有連接至設備。
- “1,2,.....” 表示提供於該住宅單位內的裝置數量。
- 說明表所顯示的燈掣數量是表示燈掣面板的數量。

FITTINGS, FINISHES AND APPLIANCES

裝置、裝修物料及設備

Schedule of Mechanical & Electrical Provisions of Residential Units
住宅單位機電裝置數量說明表

Tower 5 第5座

Location 位置	Appliances 設備	3/F, 5/F-12/F, 15/F-23/F, 25/F-29/F 3樓、5樓至12樓、15樓至23樓、25樓至29樓										
		A	B	C	D	E	F	G	H	J	K	L
Bedroom 1 睡房 1	Lighting Point 燈位	1	2	2	2	1	1	1				1
	Lighting Switch 照明開關掣	1	1	1	1	1	1	1				1
	Double Pole Switch (*) 雙極開關掣 (*)	-	-	-	-	-	-	-				-
	Fuse Spur Unit (*) 接線位連保險絲 (*)	1	1	1	1	1	1	1				1
	TV / FM Outlet 電視及電台插座	1	1	1	1	1	1	1				1
	Telephone and Data Outlet 電話及電訊插座	1	1	1	1	1	1	1				1
	13A Switched Socket Outlet 13安培單位電插座	1	-	-	-	-	-	-				-
	13A Switched Twin Socket Outlet 13安培雙位電插座	2	2	2	2	2	2	2				2
	(Multi)Split type air-conditioner Indoor Unit (多聯)分體式冷氣機 (室內機)	1	-	-	-	1	1	-				1
	Variable Refrigerant Volume air-conditioner Indoor Unit 可變冷媒流量冷氣機 (室內機)	-	1	1	1	-	-	1				-

Remarks:

- 1. “*” has been used for connection of lighting fitting or appliance.
- 2. “**” means roof for 31/F flat A & G, flat roof for 3/F flat units and common flat roof at 3/F only.
- 3. “***” means utility platform not including 3/F flat units.
- 4. “****” Electric curtain switch had not been connected to appliance.
- 5. “1,2,……” denotes the quantity of such provision(s) provided in the residential flat.
- 6. Quantity of the lighting switch shown in the schedule denotes the quantity of switch faceplate.

備註：

- 1. “*” 已用作連接燈具或設備。
- 2. “**” 表示天台只適用31樓A&G單位，平台只適用3樓單位及3樓公共平台。
- 3. “***” 表示工作平台不包括3樓單位。
- 4. “****” 電動窗簾並沒有連接至設備。
- 5. “1,2,……” 表示提供於該住宅單位內的裝置數量。
- 6. 說明表所顯示的燈掣數量是表示燈掣面板的數量。

FITTINGS, FINISHES AND APPLIANCES

裝置、裝修物料及設備

Schedule of Mechanical & Electrical Provisions of Residential Units

住宅單位機電裝置數量說明表

Tower 5 第5座

Location 位置	Appliances 設備	3/F, 5/F-12/F, 15/F-23/F, 25/F-29/F 3樓、5樓至12樓、15樓至23樓、25樓至29樓										
		A	B	C	D	E	F	G	H	J	K	L
Bedroom 2 睡房 2	Lighting Point 燈位	1	1	1	1	1	1	2				2
	Lighting Switch 照明開關掣	1	1	1	1	1	1	1				2
	Double Pole Switch (*) 雙極開關掣 (*)	-	-	-	-	-	-	-				-
	Fuse Spur Unit (*) 接線位連保險絲 (*)	1	1	1	1	1	1	1				1
	TV / FM Outlet 電視及電台插座	1	1	1	1	1	1	1				1
	Telephone and Data Outlet 電話及電訊插座	1	1	1	1	1	1	1				1
	13A Switched Socket Outlet 13安培單位電插座	1	-	-	-	-	-	-				-
	13A Switched Twin Socket Outlet 13安培雙位電插座	2	2	2	2	2	2	2				2
	(Multi)Split type air-conditioner Indoor Unit (多聯)分體式冷氣機 (室內機)	1	-	-	-	1	1	-				1
	Variable Refrigerant Volume air-conditioner Indoor Unit 可變冷媒流量冷氣機 (室內機)	-	1	1	1	-	-	1				-

Remarks:

1. “*” has been used for connection of lighting fitting or appliance.
2. “**” means roof for 31/F flat A & G, flat roof for 3/F flat units and common flat roof at 3/F only.
3. “***” means utility platform not including 3/F flat units.
4. “****” Electric curtain switch had not been connected to appliance.
5. “1,2,.....” denotes the quantity of such provision(s) provided in the residential flat.
6. Quantity of the lighting switch shown in the schedule denotes the quantity of switch faceplate.

備註：

1. “*” 已用作連接燈具或設備。
2. “**” 表示天台只適用31樓A&G單位，平台只適用3樓單位及3樓公共平台。
3. “***” 表示工作平台不包括3樓單位。
4. “****” 電動窗簾並沒有連接至設備。
5. “1,2,.....” 表示提供於該住宅單位內的裝置數量。
6. 說明表所顯示的燈掣數量是表示燈掣面板的數量。

FITTINGS, FINISHES AND APPLIANCES
裝置、裝修物料及設備

Schedule of Mechanical & Electrical Provisions of Residential Units
住宅單位機電裝置數量說明表

Tower 5 第5座

Location 位置	Appliances 設備	3/F, 5/F-12/F, 15/F-23/F, 25/F-29/F 3樓、5樓至12樓、15樓至23樓、25樓至29樓										
		A	B	C	D	E	F	G	H	J	K	L
Store Room 儲物室	Lighting Point 燈位	1										
	Lighting Switch 照明開關掣	1										
	Double Pole Switch (*) 雙極開關掣 (*)	-										
	Fuse Spur Unit (*) 接線位連保險絲 (*)	2										
	13A Switched Socket Outlet 13安培單位電插座	1										
	13A Switched Twin Socket Outlet 13安培雙位電插座	-										
	SPN Miniature Circuit Breakers Board 單相總電掣箱	1										
	TPN Miniature Circuit Breakers Board 三相總電掣箱	-										
	Home Automation Control Box 智能家居系統控制箱	1										
	(Multi)Split type air-conditioner Indoor Unit (多聯)分體式冷氣機 (室內機)	1										
	Variable Refrigerant Volume air-conditioner Indoor Unit 可變冷媒流量冷氣機 (室內機)	-										

Remarks:

- 1. “*” has been used for connection of lighting fitting or appliance.
- 2. “**” means roof for 31/F flat A & G, flat roof for 3/F flat units and common flat roof at 3/F only.
- 3. “***” means utility platform not including 3/F flat units.
- 4. “****” Electric curtain switch had not been connected to appliance.
- 5. “1,2,……” denotes the quantity of such provision(s) provided in the residential flat.
- 6. Quantity of the lighting switch shown in the schedule denotes the quantity of switch faceplate.

備註：

- 1. “*” 已用作連接燈具或設備。
- 2. “**” 表示天台只適用31樓A&G單位，平台只適用3樓單位及3樓公共平台。
- 3. “***” 表示工作平台不包括3樓單位。
- 4. “****” 電動窗簾並沒有連接至設備。
- 5. “1,2,……” 表示提供於該住宅單位內的裝置數量。
- 6. 說明表所顯示的燈掣數量是表示燈掣面板的數量。

FITTINGS, FINISHES AND APPLIANCES

裝置、裝修物料及設備

Schedule of Mechanical & Electrical Provisions of Residential Units
住宅單位機電裝置數量說明表

Tower 5 第5座

Location 位置	Appliances 設備	3/F, 5/F-12/F, 15/F-23/F, 25/F-29/F 3樓、5樓至12樓、15樓至23樓、25樓至29樓										
		A	B	C	D	E	F	G	H	J	K	L
Master Bathroom 主人浴室	Lighting Point 燈位	4										
	Fuse Spur Unit (*) 接線位連保險絲 (*)	2										
	Cable Outlet (*) 電源接線位 (*)	1										
	Weatherproof Isolating Switch 防水開關掣	-										
	Water Heater Remote Control 熱水爐溫度控制器	1										
	Gas Water Heater 煤氣熱水爐	-										
Bathroom 浴室	Lighting Point (Including Cabinet LED Strip) 燈位 (含鏡櫃燈帶)	4	4	4	4	4	4	4	4	4	4	4
	Fuse Spur Unit (*) 接線位連保險絲 (*)	3	3	3	3	3	3	4	3	3	3	3
	13A Unswitched Socket Outlet 13安培無開關單位電插座	1	1	1	1	1	1	1	1	1	1	1
	Weatherproof Isolating Switch 防水開關掣	-	-	-	-	-	-	-	-	-	-	-
	Water Heater Remote Control 熱水爐溫度控制器	1	1	1	1	1	1	1	-	-	-	-

Remarks:

- “*” has been used for connection of lighting fitting or appliance.
- “**” means roof for 31/F flat A & G, flat roof for 3/F flat units and common flat roof at 3/F only.
- “***” means utility platform not including 3/F flat units.
- “****” Electric curtain switch had not been connected to appliance.
- “1,2,.....” denotes the quantity of such provision(s) provided in the residential flat.
- Quantity of the lighting switch shown in the schedule denotes the quantity of switch faceplate.

備註：

- “*” 已用作連接燈具或設備。
- “**” 表示天台只適用31樓A&G單位，平台只適用3樓單位及3樓公共平台。
- “***” 表示工作平台不包括3樓單位。
- “****” 電動窗簾並沒有連接至設備。
- “1,2,.....” 表示提供於該住宅單位內的裝置數量。
- 說明表所顯示的燈掣數量是表示燈掣面板的數量。

FITTINGS, FINISHES AND APPLIANCES

裝置、裝修物料及設備

Schedule of Mechanical & Electrical Provisions of Residential Units
住宅單位機電裝置數量說明表

Tower 5 第5座

Location 位置	Appliances 設備	3/F, 5/F-12/F, 15/F-23/F, 25/F-29/F 3樓、5樓至12樓、15樓至23樓、25樓至29樓										
		A	B	C	D	E	F	G	H	J	K	L
Open Kitchen / Kitchen 開放式廚房 / 廚房	Lighting Point (Including Cabinet LED Strip) 燈位 (含廚櫃燈帶)	4	3	4	4	4	4	3	3	3	3	3
	Lighting Switch 照明開關掣	-	1	1	1 (3/F Only) (只設於3樓)	-	-	-	-	1	1	-
	Double Pole Switch (*) 雙極開關掣 (*)	1	1	1	2	1	1	2	2	1	1	2
	Cable Outlet (*) 電源接線位 (*)	-	-	-	-	-	-	1	-	-	-	1
	Fuse Spur Unit (*) 接線位連保險絲 (*)	3	3	3	4	4	4	3	2	2	2	2
	13A Switched Socket Outlet (*) 13安培單位電插座 (*)	3	3	3	3	3	3	3	4	4	4	3
	13A Switched Twin Socket Outlet 13安培雙位電插座	1	1	1	1	1	1	1	1	1	1	1

Remarks:

- 1. “*” has been used for connection of lighting fitting or appliance.
- 2. “**” means roof for 31/F flat A & G, flat roof for 3/F flat units and common flat roof at 3/F only.
- 3. “***” means utility platform not including 3/F flat units.
- 4. “****” Electric curtain switch had not been connected to appliance.
- 5. “1,2,……” denotes the quantity of such provision(s) provided in the residential flat.
- 6. Quantity of the lighting switch shown in the schedule denotes the quantity of switch faceplate.

備註：

- 1. “*” 已用作連接燈具或設備。
- 2. “**” 表示天台只適用31樓A&G單位，平台只適用3樓單位及3樓公共平台。
- 3. “***” 表示工作平台不包括3樓單位。
- 4. “****” 電動窗簾並沒有連接至設備。
- 5. “1,2,……” 表示提供於該住宅單位內的裝置數量。
- 6. 說明表所顯示的燈掣數量是表示燈掣面板的數量。

FITTINGS, FINISHES AND APPLIANCES

裝置、裝修物料及設備

Schedule of Mechanical & Electrical Provisions of Residential Units
住宅單位機電裝置數量說明表

Tower 5 第5座

Location 位置	Appliances 設備	3/F, 5/F-12/F, 15/F-23/F, 25/F-29/F 3樓、5樓至12樓、15樓至23樓、25樓至29樓										
		A	B	C	D	E	F	G	H	J	K	L
Open Kitchen / Kitchen 開放式廚房 / 廚房	Weatherproof Isolating Switch 防水開關掣	-	-	-	-	-	-	-	1	1	1	1
	Sprinkler Head (Concealed Type) 消防花灑頭 (隱藏式)	-	-	-	1	-	-	1	1	1	1	1
	Sidewall Sprinkler Head 側壁花灑頭	-	-	-	-	-	-	-	1	-	-	1
	Home Automation Control Box 智能家居系統控制箱	-	1	1	1	1	1	1	1	1	1	1
	TPN Miniature Circuit Breakers Board 三相總電掣箱	-	-	-	-	-	-	-	1	1	1	1
	SPN Miniature Circuit Breakers Board 單相總電掣箱	-	1	1	1	1	1	1	-	-	-	-
	Water Inlet for Washing Machine 洗衣機來水	1	1	1	1	1	1	1	1	1	1	1
	Water Outlet for Washing Machine 洗衣機去水	1	1	1	1	1	1	1	1	1	1	1
	Gas Water Heater 煤氣熱水爐	1	-	-	1	1	-	1	-	-	-	-
	Instantaneous Electric Water Heater 即熱式電熱水爐	-	-	-	-	-	-	-	1	1	1	1

Remarks:

1. “*” has been used for connection of lighting fitting or appliance.
2. “**” means roof for 31/F flat A & G, flat roof for 3/F flat units and common flat roof at 3/F only.
3. “***” means utility platform not including 3/F flat units.
4. “****” Electric curtain switch had not been connected to appliance.
5. “1,2,……” denotes the quantity of such provision(s) provided in the residential flat.
6. Quantity of the lighting switch shown in the schedule denotes the quantity of switch faceplate.

備註：

1. “*” 已用作連接燈具或設備。
2. “**” 表示天台只適用31樓A&G單位，平台只適用3樓單位及3樓公共平台。
3. “***” 表示工作平台不包括3樓單位。
4. “****” 電動窗簾並沒有連接至設備。
5. “1,2,……” 表示提供於該住宅單位內的裝置數量。
6. 說明表所顯示的燈掣數量是表示燈掣面板的數量。

FITTINGS, FINISHES AND APPLIANCES
裝置、裝修物料及設備

Schedule of Mechanical & Electrical Provisions of Residential Units
住宅單位機電裝置數量說明表

Tower 5 第5座

Location 位置	Appliances 設備	3/F, 5/F-12/F, 15/F-23/F, 25/F-29/F 3樓、5樓至12樓、15樓至23樓、25樓至29樓										
		A	B	C	D	E	F	G	H	J	K	L
Balcony 露台	Lighting Point 燈位	1	1	1	1	1	1	1		1	1	1
Utility Platform (***) 工作平台 (***)	Lighting Point 燈位	1	1	1								
	Fuse Spur Unit (*) 接線位連保險絲 (*)	-	1	1								
	Gas Water Heater 煤氣熱水爐	-	1	1								
Air Conditioning Platform 冷氣機平台	Weatherproof Isolating Switch 防水開關掣	2	1	1	1	2	2	1	1	1	1	2
	(Single)Split type air-conditioner Outdoor Unit (單聯)分體式冷氣機 (室外機)	-	-	-	-	-	-	-	1	-	-	1
	(Multi)Split type air-conditioner Outdoor Unit (多聯)分體式冷氣機 (室外機)	2	-	-	-	2	2	-	-	1	1	1
	Variable Refrigerant Volume air-conditioner Outdoor Unit 可變冷媒流量冷氣機 (室外機)	-	1	1	1	-	-	1	-	-	-	-
Common Flat Roof (**) 公共平台 (**)	Weatherproof Isolating Switch 防水開關掣					1	1					
Flat Roof (**) 平台 (**)	Lighting Point 燈位	3	3	3	3	2	3	3	2	3	3	3
	Weatherproof Lighting Switch 防水照明開關掣	-	-	-	-	-	-	-	-	-	-	-
	Weatherproof Socket Outlet 防水單位電插座	2	2	2	2	2	2	2	2	2	2	2
	Weatherproof Twin Socket Outlet 防水雙位電插座	-	-	-	-	-	-	-	-	-	-	-
	Weatherproof Isolating Switch 防水開關掣	1	1	1	1	1	1	1	1	1	1	1
	Gas Water Heater 煤氣熱水爐		1	1								

Remarks:

- “*” has been used for connection of lighting fitting or appliance.
- “***” means roof for 31/F flat A & G, flat roof for 3/F flat units and common flat roof at 3/F only.
- “****” means utility platform not including 3/F flat units.
- “*****” Electric curtain switch had not been connected to appliance.
- “1,2,.....” denotes the quantity of such provision(s) provided in the residential flat.
- Quantity of the lighting switch shown in the schedule denotes the quantity of switch faceplate.

備註:

- “*”已用作連接燈具或設備。
- “***”表示天台只適用31樓A&G單位，平台只適用3樓單位及3樓公共平台。
- “****”表示工作平台不包括3樓單位。
- “*****”電動窗簾並沒有連接至設備。
- “1,2,.....”表示提供於該住宅單位內的裝置數量。
- 說明表所顯示的燈掣數量是表示燈掣面板的數量。

FITTINGS, FINISHES AND APPLIANCES

裝置、裝修物料及設備

Schedule of Mechanical & Electrical Provisions of Residential Units

住宅單位機電裝置數量說明表

Tower 5 第5座

Location 位置	Appliances 設備	30/F 30樓								30/F & 31/F 30樓及31樓	31/F 31樓				
		A	B	C	D	E	F	K	L	G	A	C	D	E	F
Entrance 門口	Door Bell Push Button 門鈴按鈕	1	1	1	1	1	1	1	1	1	1	1	1	1	1
Living / Dining Room 客 / 飯廳	Door Bell 門鐘	1	1	1	1	1	1	1	1	1	1	1	1	1	1
	Lighting Point 燈位	4	4	3	3	3	4	4	3	6	9	3	3	3	4
	Lighting Switch 照明開關掣	3	4	4	4	4	4	3	3	4	6	4	4	4	4
	Double Pole Switch (*) 雙極開關掣 (*)	1	2	2	2	2	2	1	-	2	1	2	2	2	2
	Fuse Spur Unit (*) 接線位連保險絲 (*)	4	4	4	4	4	5	3	3	4	6	4	4	4	4
	TV/FM Outlet 電視及電台插座	2	2	2	2	2	2	2	2	2	2	2	2	2	2
	Telephone and Data Outlet 電話及電訊插座	2	2	2	2	2	2	2	2	2	2	2	2	2	2
	Data Outlet (For Home Automation) 電訊插座供智能家居系統	1	1	1	1	1	1	1	1	1	1	1	1	1	1
	13A Switched Socket Outlet 13安培單位電插座	1	-	-	-	-	-	-	-	1	1	-	-	-	-
	13A Switched Twin Socket Outlet 13安培雙位電插座	3	3	3	3	3	3	3	3	2	2	3	3	3	3
	2 Key / 4 Key Freelocate Swtich (*) 兩控 / 四控移動開關掣 (*)	-	1	1	1	1	1	-	-	1	-	1	1	1	1
	Electric Curtain Switch (****) 電動窗簾掣 (****)	1	1	1	1	1	1	1	1	1	2	1	1	1	1
	Home Automation Pad 家居智能控制器	1	1	1	1	1	1	1	1	1	1	1	1	1	1

Remarks:

1. “*” has been used for connection of lighting fitting or appliance.
2. “**” means roof for 31/F flat A & G, flat roof for 3/F flat units and common flat roof at 3/F only.
3. “***” means utility platform not including 3/F flat units.
4. “****” Electric curtain switch had not been connected to appliance.
5. “1,2,.....” denotes the quantity of such provision(s) provided in the residential flat.
6. Quantity of the lighting switch shown in the schedule denotes the quantity of switch faceplate.

備註：

1. “*” 已用作連接燈具或設備。
2. “**” 表示天台只適用31樓A&G單位，平台只適用3樓單位及3樓公共平台。
3. “***” 表示工作平台不包括3樓單位。
4. “****” 電動窗簾並沒有連接至設備。
5. “1,2,.....” 表示提供於該住宅單位內的裝置數量。
6. 說明表所顯示的燈掣數量是表示燈掣面板的數量。

FITTINGS, FINISHES AND APPLIANCES
裝置、裝修物料及設備

Schedule of Mechanical & Electrical Provisions of Residential Units
住宅單位機電裝置數量說明表

Tower 5 第5座

Location 位置	Appliances 設備	30/F 30樓								30/F & 31/F 30樓及31樓	31/F 31樓				
		A	B	C	D	E	F	K	L	G	A	C	D	E	F
Living / Dining Room 客 / 飯廳	Corridor Lighting Point 走廊燈位	2	1	1	1				1	11	4	1	1		
	Corridor Lighting Switch 走廊照明開關掣	1	-	-	-				1	3	1	-	-		
	Corridor Double Pole Switch (*) 走廊雙極開關掣 (*)	1	-	-	-				1	-	1	-	-		
	Corridor 13A Switched Socket Outlet 走廊13安培單位電插座	-	-	-	-				-	-	-	-	-		
	Corridor 13A Switched Twin Socket Outlet 走廊13安培雙位電插座	-	-	-	-				-	-	-	-	-		
	Corridor 2 Key Freelocate Switch 走廊兩控移動開關掣	1	-	-	-				1	-	-	-	-		
	Addressable Smoke Detector with Sounder Base 煙霧感應器連發聲底座	-	-	-	1	-	-	1	1	-	-	-	1	-	-
	(Single)Split type air-conditioner Indoor Unit (單聯)分體式冷氣機 (室內機)	-	-	-	-	-	-	-	1	-	-	-	-	-	-
	(Multi)Split type air-conditioner Indoor Unit (多聯)分體式冷氣機 (室內機)	2	-	-	-	2	2	1	-	-	-	-	-	2	2
	Variable Refrigerant Volume air-conditioner Indoor Unit 可變冷媒流量冷氣機 (室內機)	-	2	2	2	-	-	-	-	2	3	2	2	-	-
	Gas Water Heater 煤氣熱水爐	-	-	-	-	-	1	-	-	-	-	-	-	-	1

Remarks:

- 1. “*” has been used for connection of lighting fitting or appliance.
- 2. “**” means roof for 31/F flat A & G, flat roof for 3/F flat units and common flat roof at 3/F only.
- 3. “***” means utility platform not including 3/F flat units.
- 4. “****” Electric curtain switch had not been connected to appliance.
- 5. “1,2,……” denotes the quantity of such provision(s) provided in the residential flat.
- 6. Quantity of the lighting switch shown in the schedule denotes the quantity of switch faceplate.

備註：

- 1. “*” 已用作連接燈具或設備。
- 2. “**” 表示天台只適用31樓A&G單位，平台只適用3樓單位及3樓公共平台。
- 3. “***” 表示工作平台不包括3樓單位。
- 4. “****” 電動窗簾並沒有連接至設備。
- 5. “1,2,……” 表示提供於該住宅單位內的裝置數量。
- 6. 說明表所顯示的燈掣數量是表示燈掣面板的數量。

FITTINGS, FINISHES AND APPLIANCES

裝置、裝修物料及設備

Schedule of Mechanical & Electrical Provisions of Residential Units

住宅單位機電裝置數量說明表

Tower 5 第5座

Location 位置	Appliances 設備	30/F 30樓								30/F & 31/F 30樓及31樓	31/F 31樓				
		A	B	C	D	E	F	K	L	G	A	C	D	E	F
Master Bedroom 主人睡房	Lighting Point 燈位	2								7	3				
	Lighting Switch 照明開關掣	3								3	3				
	Double Pole Switch (*) 雙極開關掣 (*)	1								2	2				
	Fuse Spur Unit (*) 接線位連保險絲 (*)	1								3	4				
	TV/FM Outlet 電視及電台插座	1								1	1				
	Telephone and Data Outlet 電話及電訊插座	1								1	1				
	13A Switched Socket Outlet 13安培單位電插座	1								-	-				
	13A Switched Twin Socket Outlet 13安培雙位電插座	2								2	3				
	(Multi)Split type air-conditioner Indoor Unit (多聯)分體式冷氣機 (室內機)	1								-	-				
	Variable Refrigerant Volume air-conditioner Indoor Unit 可變冷媒流量冷氣機 (室內機)	-								2	2				
	Electric Curtain Switch (****) 電動窗簾掣 (****)	-								1	2				

Remarks:

1. “*” has been used for connection of lighting fitting or appliance.
2. “**” means roof for 31/F flat A & G, flat roof for 3/F flat units and common flat roof at 3/F only.
3. “***” means utility platform not including 3/F flat units.
4. “****” Electric curtain switch had not been connected to appliance.
5. “1,2,.....” denotes the quantity of such provision(s) provided in the residential flat.
6. Quantity of the lighting switch shown in the schedule denotes the quantity of switch faceplate.

備註：

1. “*” 已用作連接燈具或設備。
2. “**” 表示天台只適用31樓A&G單位，平台只適用3樓單位及3樓公共平台。
3. “***” 表示工作平台不包括3樓單位。
4. “****” 電動窗簾並沒有連接至設備。
5. “1,2,.....” 表示提供於該住宅單位內的裝置數量。
6. 說明表所顯示的燈掣數量是表示燈掣面板的數量。

FITTINGS, FINISHES AND APPLIANCES
裝置、裝修物料及設備

Schedule of Mechanical & Electrical Provisions of Residential Units
住宅單位機電裝置數量說明表

Tower 5 第5座

Location 位置	Appliances 設備	30/F 30樓								30/F & 31/F 30樓及31樓	31/F 31樓				
		A	B	C	D	E	F	K	L	G	A	C	D	E	F
Bedroom 睡房	Lighting Point 燈位							1							
	Lighting Switch 照明開關掣							1							
	Double Pole Switch (*) 雙極開關掣 (*)							-							
	Fuse Spur Unit (*) 接線位連保險絲 (*)							1							
	TV/FM Outlet 電視及電台插座							1							
	Telephone and Data Outlet 電話及電訊插座							1							
	13A Switched Socket Outlet 13安培單位電插座							-							
	13A Switched Twin Socket Outlet 13安培雙位電插座							2							
	(Multi)Split type air-conditioner Indoor Unit (多聯)分體式冷氣機 (室內機)							1							
	Variable Refrigerant Volume air-conditioner Indoor Unit 可變冷媒流量冷氣機 (室內機)							-							

Remarks:

- 1. “*” has been used for connection of lighting fitting or appliance.
- 2. “**” means roof for 31/F flat A & G, flat roof for 3/F flat units and common flat roof at 3/F only.
- 3. “***” means utility platform not including 3/F flat units.
- 4. “****” Electric curtain switch had not been connected to appliance.
- 5. “1,2,……” denotes the quantity of such provision(s) provided in the residential flat.
- 6. Quantity of the lighting switch shown in the schedule denotes the quantity of switch faceplate.

備註：

- 1. “*” 已用作連接燈具或設備。
- 2. “**” 表示天台只適用31樓A&G單位，平台只適用3樓單位及3樓公共平台。
- 3. “***” 表示工作平台不包括3樓單位。
- 4. “****” 電動窗簾並沒有連接至設備。
- 5. “1,2,……” 表示提供於該住宅單位內的裝置數量。
- 6. 說明表所顯示的燈掣數量是表示燈掣面板的數量。

FITTINGS, FINISHES AND APPLIANCES

裝置、裝修物料及設備

Schedule of Mechanical & Electrical Provisions of Residential Units

住宅單位機電裝置數量說明表

Tower 5 第5座

Location 位置	Appliances 設備	30/F 30樓								30/F & 31/F 30樓及31樓	31/F 31樓				
		A	B	C	D	E	F	K	L	G	A	C	D	E	F
Bedroom 1 睡房 1	Lighting Point 燈位	1	2	2	2	1	1		1	2	4	2	2	1	1
	Lighting Switch 照明開關掣	1	1	1	1	1	1		1	3	2	1	1	1	1
	Double Pole Switch (*) 雙極開關掣 (*)	-	-	-	-	-	-		-	1	1	-	-	-	-
	Fuse Spur Unit (*) 接線位連保險絲 (*)	1	1	1	1	1	1		1	2	3	1	1	1	1
	TV/FM Outlet 電視及電台插座	1	1	1	1	1	1		1	1	1	1	1	1	1
	Telephone and Data Outlet 電話及電訊插座	1	1	1	1	1	1		1	1	1	1	1	1	1
	13A Switched Socket Outlet 13安培單位電插座	1	-	-	-	-	-		-	1	1	-	-	-	-
	13A Switched Twin Socket Outlet 13安培雙位電插座	2	2	2	2	2	2		2	2	2	2	2	2	2
	(Multi)Split type air-conditioner Indoor Unit (多聯)分體式冷氣機 (室內機)	1	-	-	-	1	1		1	-	-	-	-	1	1
	Variable Refrigerant Volume air-conditioner Indoor Unit 可變冷媒流量冷氣機 (室內機)	-	1	1	1	-	-		-	1	2	1	1	-	-
	Electric Curtain Switch (****) 電動窗簾掣 (****)	-	-	-	-	-	-		-	1	1	-	-	-	-

Remarks:

1. “*” has been used for connection of lighting fitting or appliance.
2. “**” means roof for 31/F flat A & G, flat roof for 3/F flat units and common flat roof at 3/F only.
3. “***” means utility platform not including 3/F flat units.
4. “****” Electric curtain switch had not been connected to appliance.
5. “1,2,.....” denotes the quantity of such provision(s) provided in the residential flat.
6. Quantity of the lighting switch shown in the schedule denotes the quantity of switch faceplate.

備註：

1. “*” 已用作連接燈具或設備。
2. “**” 表示天台只適用31樓A&G單位，平台只適用3樓單位及3樓公共平台。
3. “***” 表示工作平台不包括3樓單位。
4. “****” 電動窗簾並沒有連接至設備。
5. “1,2,.....” 表示提供於該住宅單位內的裝置數量。
6. 說明表所顯示的燈掣數量是表示燈掣面板的數量。

FITTINGS, FINISHES AND APPLIANCES

裝置、裝修物料及設備

Schedule of Mechanical & Electrical Provisions of Residential Units
住宅單位機電裝置數量說明表

Tower 5 第5座

Location 位置	Appliances 設備	30/F 30樓								30/F & 31/F 30樓及31樓	31/F 31樓				
		A	B	C	D	E	F	K	L	G	A	C	D	E	F
Bedroom 2 睡房 2	Lighting Point 燈位	1	1	1	1	1	1		2	1	5	1	1	1	1
	Lighting Switch 照明開關掣	1	1	1	1	1	1		2	3	3	1	1	1	1
	Double Pole Switch (*) 雙極開關掣 (*)	-	-	-	-	-	-		-	1	2	-	-	-	-
	Fuse Spur Unit (*) 接線位連保險絲 (*)	1	1	1	1	1	1		1	2	2	1	1	1	1
	TV/FM Outlet 電視及電台插座	1	1	1	1	1	1		1	1	1	1	1	1	1
	Telephone and Data Outlet 電話及電訊插座	1	1	1	1	1	1		1	1	1	1	1	1	1
	13A Switched Socket Outlet 13安培單位電插座	1	-	-	-	-	-		-	1	1	-	-	-	-
	13A Switched Twin Socket Outlet 13安培雙位電插座	2	2	2	2	2	2		2	2	2	2	2	2	2
	(Multi)Split type air-conditioner Indoor Unit (多聯)分體式冷氣機 (室內機)	1	-	-	-	1	1		1	-	-	-	-	1	1
	Variable Refrigerant Volume air-conditioner Indoor Unit 可變冷媒流量冷氣機 (室內機)	-	1	1	1	-	-		-	1	1	1	1	-	-
	Electric Curtain Switch (****) 電動窗簾掣 (****)	-	-	-	-	-	-		-	1	1	-	-	-	-

Remarks:

- “*” has been used for connection of lighting fitting or appliance.
- “**” means roof for 31/F flat A & G, flat roof for 3/F flat units and common flat roof at 3/F only.
- “***” means utility platform not including 3/F flat units.
- “****” Electric curtain switch had not been connected to appliance.
- “1,2,.....” denotes the quantity of such provision(s) provided in the residential flat.
- Quantity of the lighting switch shown in the schedule denotes the quantity of switch faceplate.

備註：

- “*”已用作連接燈具或設備。
- “**”表示天台只適用31樓A&G單位，平台只適用3樓單位及3樓公共平台。
- “***”表示工作平台不包括3樓單位。
- “****”電動窗簾並沒有連接至設備。
- “1,2,.....”表示提供於該住宅單位內的裝置數量。
- 說明表所顯示的燈掣數量是表示燈掣面板的數量。

FITTINGS, FINISHES AND APPLIANCES

裝置、裝修物料及設備

Schedule of Mechanical & Electrical Provisions of Residential Units

住宅單位機電裝置數量說明表

Tower 5 第5座

Location 位置	Appliances 設備	30/F 30樓								30/F & 31/F 30樓及31樓	31/F 31樓				
		A	B	C	D	E	F	K	L	G	A	C	D	E	F
Bedroom 3 睡房 3	Lighting Point 燈位									2	3				
	Lighting Switch 照明開關掣									2	2				
	Double Pole Switch (*) 雙極開關掣 (*)									1	1				
	Fuse Spur Unit (*) 接線位連保險絲 (*)									2	2				
	TV/FM Outlet 電視及電台插座									1	1				
	Telephone and Data Outlet 電話及電訊插座									1	1				
	13A Switched Socket Outlet 13安培單位電插座									1	1				
	13A Switched Twin Socket Outlet 13安培雙位電插座									2	2				
	Variable Refrigerant Volume air-conditioner Indoor Unit 可變冷媒流量冷氣機 (室內機)									1	1				
	Electric Curtain Switch (****) 電動窗簾掣 (****)									1	1				

Remarks:

1. “*” has been used for connection of lighting fitting or appliance.
2. “**” means roof for 31/F flat A & G, flat roof for 3/F flat units and common flat roof at 3/F only.
3. “***” means utility platform not including 3/F flat units.
4. “****” Electric curtain switch had not been connected to appliance.
5. “1,2,.....” denotes the quantity of such provision(s) provided in the residential flat.
6. Quantity of the lighting switch shown in the schedule denotes the quantity of switch faceplate.

備註：

1. “*” 已用作連接燈具或設備。
2. “**” 表示天台只適用31樓A&G單位，平台只適用3樓單位及3樓公共平台。
3. “***” 表示工作平台不包括3樓單位。
4. “****” 電動窗簾並沒有連接至設備。
5. “1,2,.....” 表示提供於該住宅單位內的裝置數量。
6. 說明表所顯示的燈掣數量是表示燈掣面板的數量。

FITTINGS, FINISHES AND APPLIANCES
裝置、裝修物料及設備

Schedule of Mechanical & Electrical Provisions of Residential Units
住宅單位機電裝置數量說明表

Tower 5 第5座

Location 位置	Appliances 設備	30/F 30樓								30/F & 31/F 30樓及31樓	31/F 31樓				
		A	B	C	D	E	F	K	L	G	A	C	D	E	F
Store Room 儲物室	Lighting Point 燈位	1									3				
	Lighting Switch 照明開關掣	1									1				
	Double Pole Switch (*) 雙極開關掣 (*)	-									1				
	Fuse Spur Unit (*) 接線位連保險絲 (*)	2									2				
	13A Switched Socket Outlet 13安培單位電插座	1									1				
	13A Switched Twin Socket Outlet 13安培雙位電插座	-									-				
	SPN Miniature Circuit Breakers Board 單相總電掣箱	1									-				
	TPN Miniature Circuit Breakers Board 三相總電掣箱	-									1				
	Home Automation Control Box 智能家居系統控制箱	1									1				
	(Multi)Split type air-conditioner Indoor Unit (多聯)分體式冷氣機 (室內機)	1									-				
	Variable Refrigerant Volume air-conditioner Indoor Unit 可變冷媒流量冷氣機 (室內機)	-									1				

Remarks:

- 1. “*” has been used for connection of lighting fitting or appliance.
- 2. “**” means roof for 31/F flat A & G, flat roof for 3/F flat units and common flat roof at 3/F only.
- 3. “***” means utility platform not including 3/F flat units.
- 4. “****” Electric curtain switch had not been connected to appliance.
- 5. “1,2,……” denotes the quantity of such provision(s) provided in the residential flat.
- 6. Quantity of the lighting switch shown in the schedule denotes the quantity of switch faceplate.

備註：

- 1. “*” 已用作連接燈具或設備。
- 2. “**” 表示天台只適用31樓A&G單位，平台只適用3樓單位及3樓公共平台。
- 3. “***” 表示工作平台不包括3樓單位。
- 4. “****” 電動窗簾並沒有連接至設備。
- 5. “1,2,……” 表示提供於該住宅單位內的裝置數量。
- 6. 說明表所顯示的燈掣數量是表示燈掣面板的數量。

FITTINGS, FINISHES AND APPLIANCES

裝置、裝修物料及設備

Schedule of Mechanical & Electrical Provisions of Residential Units
住宅單位機電裝置數量說明表

Tower 5 第5座

Location 位置	Appliances 設備	30/F 30樓								30/F & 31/F 30樓及31樓	31/F 31樓				
		A	B	C	D	E	F	K	L	G	A	C	D	E	F
Store Room 1 儲物室 1	Lighting Point 燈位									1					
	Lighting Switch 照明開關掣									1					
	Double Pole Switch (*) 雙極開關掣 (*)									1					
	Fuse Spur Unit (*) 接線位連保險絲 (*)									2					
	13A Switched Socket Outlet 13安培單位電插座									1					
	13A Switched Twin Socket Outlet 13安培雙位電插座									-					
	SPN Miniature Circuit Breakers Board 單相總電掣箱									-					
	TPN Miniature Circuit Breakers Board 三相總電掣箱									1					
	Home Automation Control Box 智能家居系統控制箱									1					
	(Multi)Split type air-conditioner Indoor Unit (多聯)分體式冷氣機 (室內機)									-					
	Variable Refrigerant Volume air-conditioner Indoor Unit 可變冷媒流量冷氣機 (室內機)									1					

Remarks:

- “*” has been used for connection of lighting fitting or appliance.
- “**” means roof for 31/F flat A & G, flat roof for 3/F flat units and common flat roof at 3/F only.
- “***” means utility platform not including 3/F flat units.
- “****” Electric curtain switch had not been connected to appliance.
- “1,2,.....” denotes the quantity of such provision(s) provided in the residential flat.
- Quantity of the lighting switch shown in the schedule denotes the quantity of switch faceplate.

備註：

- “*” 已用作連接燈具或設備。
- “**” 表示天台只適用31樓A&G單位，平台只適用3樓單位及3樓公共平台。
- “***” 表示工作平台不包括3樓單位。
- “****” 電動窗簾並沒有連接至設備。
- “1,2,.....” 表示提供於該住宅單位內的裝置數量。
- 說明表所顯示的燈掣數量是表示燈掣面板的數量。

FITTINGS, FINISHES AND APPLIANCES
裝置、裝修物料及設備

Schedule of Mechanical & Electrical Provisions of Residential Units
住宅單位機電裝置數量說明表

Tower 5 第5座

Location 位置	Appliances 設備	30/F 30樓								30/F & 31/F 30樓及31樓	31/F 31樓				
		A	B	C	D	E	F	K	L	G	A	C	D	E	F
Store Room 2 儲物室 2	Lighting Point 燈位									1					
	Lighting Switch 照明開關掣									1					
	Double Pole Switch (*) 雙極開關掣 (*)									-					
	Fuse Spur Unit (*) 接線位連保險絲 (*)									-					
	13A Switched Socket Outlet 13安培單位電插座									-					
	13A Switched Twin Socket Outlet 13安培雙位電插座									-					
	SPN Miniature Circuit Breakers Board 單相總電掣箱									-					
	TPN Miniature Circuit Breakers Board 三相總電掣箱									-					
	Home Automation Control Box 智能家居系統控制箱									-					
	(Multi)Split type air-conditioner Indoor Unit (多聯)分體式冷氣機 (室內機)									-					
	Variable Refrigerant Volume air-conditioner Indoor Unit 可變冷媒流量冷氣機 (室內機)									-					

Remarks:

- “*” has been used for connection of lighting fitting or appliance.
- “**” means roof for 31/F flat A & G, flat roof for 3/F flat units and common flat roof at 3/F only.
- “***” means utility platform not including 3/F flat units.
- “****” Electric curtain switch had not been connected to appliance.
- “1,2,……” denotes the quantity of such provision(s) provided in the residential flat.
- Quantity of the lighting switch shown in the schedule denotes the quantity of switch faceplate.

備註：

- “*”已用作連接燈具或設備。
- “**”表示天台只適用31樓A&G單位，平台只適用3樓單位及3樓公共平台。
- “***”表示工作平台不包括3樓單位。
- “****”電動窗簾並沒有連接至設備。
- “1,2,……”表示提供於該住宅單位內的裝置數量。
- 說明表所顯示的燈掣數量是表示燈掣面板的數量。

FITTINGS, FINISHES AND APPLIANCES

裝置、裝修物料及設備

Schedule of Mechanical & Electrical Provisions of Residential Units
住宅單位機電裝置數量說明表

Tower 5 第5座

Location 位置	Appliances 設備	30/F 30樓								30/F & 31/F 30樓及31樓	31/F 31樓				
		A	B	C	D	E	F	K	L	G	A	C	D	E	F
Master Bathroom 主人浴室	Cable Outlet (*) 電源接線位 (*)	1								1	1				
	Lighting Point 燈位	4								10	7				
	Fuse Spur Unit (*) 接線位連保險絲 (*)	2								4	3				
	13A Unswitched Socket Outlet 13安培無開關單位電插座	1								1	1				
	Weatherproof Isolating Switch 防水開關掣	-								-	-				
	Water Heater Remote Control 熱水爐溫度控制器	1								1	1				
	Gas Water Heater 煤氣熱水爐	-								2	1				
Bathroom 浴室	Lighting Point (Including Cabinet LED Strip) 燈位 (含鏡櫃燈帶)	4	4	4	4	4	4	4	4			4	4	4	4
	Fuse Spur Unit (*) 接線位連保險絲 (*)	3	3	3	3	3	3	3	3			3	3	3	3
	13A Unswitched Socket Outlet 13安培無開關單位電插座	1	1	1	1	1	1	1	1			1	1	1	1
	Weatherproof Isolating Switch 防水開關掣	-	-	-	-	-	-	-	-			-	-	-	-
	Water Heater Remote Control 熱水爐溫度控制器	1	-	1	1	1	1	-	-			1	1	1	1

Remarks:

- “*” has been used for connection of lighting fitting or appliance.
- “**” means roof for 31/F flat A & G, flat roof for 3/F flat units and common flat roof at 3/F only.
- “***” means utility platform not including 3/F flat units.
- “****” Electric curtain switch had not been connected to appliance.
- “1,2,.....” denotes the quantity of such provision(s) provided in the residential flat.
- Quantity of the lighting switch shown in the schedule denotes the quantity of switch faceplate.

備註：

- “*” 已用作連接燈具或設備。
- “**” 表示天台只適用31樓A&G單位，平台只適用3樓單位及3樓公共平台。
- “***” 表示工作平台不包括3樓單位。
- “****” 電動窗簾並沒有連接至設備。
- “1,2,.....” 表示提供於該住宅單位內的裝置數量。
- 說明表所顯示的燈掣數量是表示燈掣面板的數量。

FITTINGS, FINISHES AND APPLIANCES
裝置、裝修物料及設備

Schedule of Mechanical & Electrical Provisions of Residential Units
住宅單位機電裝置數量說明表

Tower 5 第5座

Location 位置	Appliances 設備	30/F 30樓								30/F & 31/F 30樓及31樓	31/F 31樓				
		A	B	C	D	E	F	K	L	G	A	C	D	E	F
Bathroom 1 浴室 1	Lighting Point (Including Cabinet LED Strip) 燈位 (含鏡櫃燈帶)									5	6				
	Fuse Spur Unit (*) 接線位連保險絲 (*)									3	3				
	13A Unswitched Socket Outlet 13安培無開關單位電插座									1	1				
	Weatherproof Isolating Switch 防水開關掣									-	-				
	Water Heater Remote Control 熱水爐溫度控制器									1	1				
Bathroom 2 浴室 2	Lighting Point (Including Cabinet LED Strip) 燈位 (含鏡櫃燈帶)									8	5				
	Fuse Spur Unit (*) 接線位連保險絲 (*)									3	3				
	13A Unswitched Socket Outlet 13安培無開關單位電插座									1	1				
	Weatherproof Isolating Switch 防水開關掣									-	-				
	Water Heater Remote Control 熱水爐溫度控制器									1	1				
Bathroom 3 浴室 3	Lighting Point (Including Cabinet LED Strip) 燈位 (含鏡櫃燈帶)									6	5				
	Fuse Spur Unit (*) 接線位連保險絲 (*)									3	3				
	13A Unswitched Socket Outlet 13安培無開關單位電插座									1	1				
	Weatherproof Isolating Switch 防水開關掣									-	-				
	Water Heater Remote Control 熱水爐溫度控制器									1	1				

Remarks:

- 1. “*” has been used for connection of lighting fitting or appliance.
- 2. “**” means roof for 31/F flat A & G, flat roof for 3/F flat units and common flat roof at 3/F only.
- 3. “***” means utility platform not including 3/F flat units.
- 4. “****” Electric curtain switch had not been connected to appliance.
- 5. “1,2,……” denotes the quantity of such provision(s) provided in the residential flat.
- 6. Quantity of the lighting switch shown in the schedule denotes the quantity of switch faceplate.

備註：

- 1. “*” 已用作連接燈具或設備。
- 2. “**” 表示天台只適用31樓A&G單位，平台只適用3樓單位及3樓公共平台。
- 3. “***” 表示工作平台不包括3樓單位。
- 4. “****” 電動窗簾並沒有連接至設備。
- 5. “1,2,……” 表示提供於該住宅單位內的裝置數量。
- 6. 說明表所顯示的燈掣數量是表示燈掣面板的數量。

FITTINGS, FINISHES AND APPLIANCES

裝置、裝修物料及設備

Schedule of Mechanical & Electrical Provisions of Residential Units
住宅單位機電裝置數量說明表

Tower 5 第5座

Location 位置	Appliances 設備	30/F 30樓								30/F & 31/F 30樓及31樓	31/F 31樓				
		A	B	C	D	E	F	K	L	G	A	C	D	E	F
Lavatory 洗手間	Lighting Point 燈位									1	1				
	Double Pole Switch (*) 雙極開關掣 (*)									-	-				
	Fuse Spur Unit (*) 接線位連保險絲 (*)									1	1				
Lavatory 2 洗手間 2	Lighting Point 燈位									3	3				
	Double Pole Switch (*) 雙極開關掣 (*)									-	-				
	Fuse Spur Unit (*) 接線位連保險絲 (*)									2	2				
	13A Unswitched Socket Outlet 13安培無開關單位電插座									1	1				
Open Kitchen / Kitchen 開放式廚房 / 廚房	Lighting Point (Including Cabinet LED Strip) 燈位 (含廚櫃燈帶)	4	3	4	4	4	4	3	3	6	6	4	4	4	4
	Lighting Switch 照明開關掣	-	1	1	-	-	-	1	-	-	-	1	-	-	-
	Double Pole Switch (*) 雙極開關掣 (*)	1	1	1	2	1	1	1	2	2	2	1	2	1	1
	Cable Outlet (*) 電源接線位 (*)	-	-	-	-	-	-	-	1	-	-	-	-	-	-
	Fuse Spur Unit (*) 接線位連保險絲 (*)	3	3	3	4	4	4	2	2	6	6	3	4	4	4
	13A Switched Socket Outlet (*) 13安培單位電插座 (*)	3	3	3	3	3	3	4	3	5	5	3	3	3	3
	13A Switched Twin Socket Outlet 13安培雙位電插座	1	1	1	1	1	1	1	1	2	2	1	1	1	1
	Variable Refrigerant Volume air-conditioner Indoor Unit 可變冷媒流量冷氣機 (室內機)	-	-	-	-	-	-	-	-	1	1	-	-	-	-

Remarks:

- “*” has been used for connection of lighting fitting or appliance.
- “**” means roof for 31/F flat A & G, flat roof for 3/F flat units and common flat roof at 3/F only.
- “***” means utility platform not including 3/F flat units.
- “****” Electric curtain switch had not been connected to appliance.
- “1,2,.....” denotes the quantity of such provision(s) provided in the residential flat.
- Quantity of the lighting switch shown in the schedule denotes the quantity of switch faceplate.

備註：

- “*” 已用作連接燈具或設備。
- “**” 表示天台只適用31樓A&G單位，平台只適用3樓單位及3樓公共平台。
- “***” 表示工作平台不包括3樓單位。
- “****” 電動窗簾並沒有連接至設備。
- “1,2,.....” 表示提供於該住宅單位內的裝置數量。
- 說明表所顯示的燈掣數量是表示燈掣面板的數量。

FITTINGS, FINISHES AND APPLIANCES

裝置、裝修物料及設備

Schedule of Mechanical & Electrical Provisions of Residential Units
住宅單位機電裝置數量說明表

Tower 5 第5座

Location 位置	Appliances 設備	30/F 30樓								30/F & 31/F 30樓及31樓	31/F 31樓				
		A	B	C	D	E	F	K	L	G	A	C	D	E	F
Open Kitchen / Kitchen 開放式廚房 / 廚房	Weatherproof Isolating Switch 防水開關掣	-	-	-	-	-	-	1	1	-	-	-	-	-	-
	Sprinkler Head (Concealed Type) 消防花灑頭 (隱藏式)	-	-	-	1	-	-	1	1	-	-	-	1	-	-
	Sidewall Sprinkler Head 側壁花灑頭	-	-	-	-	-	-	-	-	-	-	-	-	-	-
	Home Automation Control Box 智能家居系統控制箱	-	1	1	1	1	1	1	1	-	-	1	1	1	1
	TPN Miniature Circuit Breakers Board 三相總電掣箱	-	-	-	-	-	-	1	1	-	-	-	-	-	-
	SPN Miniature Circuit Breakers Board 單相總電掣箱	-	1	1	1	1	1	-	-	-	-	1	1	1	1
	Water Inlet for Washing Machine 洗衣機來水	-	-	1	1	1	1	1	1	1	1	1	1	1	1
	Water Outlet for Washing Machine 洗衣機去水	-	-	1	1	1	1	1	1	1	1	1	1	1	1
	Gas Water Heater 煤氣熱水爐	1	-	-	1	1	-	-	-	2	2	-	1	1	-
	Instantaneous Electric Water Heater 即熱式電熱水爐	-	-	-	-	-	-	1	1	-	-	-	-	-	-

Remarks:

- “*” has been used for connection of lighting fitting or appliance.
- “**” means roof for 31/F flat A & G, flat roof for 3/F flat units and common flat roof at 3/F only.
- “***” means utility platform not including 3/F flat units.
- “****” Electric curtain switch had not been connected to appliance.
- “1,2,.....” denotes the quantity of such provision(s) provided in the residential flat.
- Quantity of the lighting switch shown in the schedule denotes the quantity of switch faceplate.

備註：

- “*”已用作連接燈具或設備。
- “**”表示天台只適用31樓A&G單位，平台只適用3樓單位及3樓公共平台。
- “***”表示工作平台不包括3樓單位。
- “****”電動窗簾並沒有連接至設備。
- “1,2,.....”表示提供於該住宅單位內的裝置數量。
- 說明表所顯示的燈掣數量是表示燈掣面板的數量。

FITTINGS, FINISHES AND APPLIANCES

裝置、裝修物料及設備

Schedule of Mechanical & Electrical Provisions of Residential Units

住宅單位機電裝置數量說明表

Tower 5 第5座

Location 位置	Appliances 設備	30/F 30樓								30/F & 31/F 30樓及31樓	31/F 31樓				
		A	B	C	D	E	F	K	L	G	A	C	D	E	F
Balcony 露台	Lighting Point 燈位	1	1	1	1	1	1	1	1	1		1	1	1	1
Utility Platform (***) 工作平台 (***)	Lighting Point 燈位	1	1	1							1	1			
	Fuse Spur Unit (*) 接線位連保險絲 (*)	-	1	1							1	1			
	Gas Water Heater 煤氣熱水爐	-	1	1							1	1			
Air Conditioning Platform 冷氣機平台	Weatherproof Isolating Switch 防水開關掣	2	1	1	1	2	2	1	2	-	-	1	1	2	2
	(Single)Split type air-conditioner Outdoor Unit (單聯)分體式冷氣機 (室外機)	-	-	-	-	-	-	-	1	-	-	-	-	-	-
	(Multi)Split type air-conditioner Outdoor Unit (多聯)分體式冷氣機 (室外機)	2	-	-	-	2	2	1	1	-	-	-	-	2	2
	Variable Refrigerant Volume air-conditioner Outdoor Unit 可變冷媒流量冷氣機 (室外機)	-	1	1	1	-	-	-	-	-	-	1	1	-	-
Flat Roof 平台	Lighting Point 燈位	-	-	-	-	-	-	-	-	-	4	-	-	-	-

Remarks:

1. “*” has been used for connection of lighting fitting or appliance.
2. “**” means roof for 31/F flat A & G, flat roof for 3/F flat units and common flat roof at 3/F only.
3. “***” means utility platform not including 3/F flat units.
4. “****” Electric curtain switch had not been connected to appliance.
5. “1,2,.....” denotes the quantity of such provision(s) provided in the residential flat.
6. Quantity of the lighting switch shown in the schedule denotes the quantity of switch faceplate.

備註：

1. “*” 已用作連接燈具或設備。
2. “**” 表示天台只適用31樓A&G單位，平台只適用3樓單位及3樓公共平台。
3. “***” 表示工作平台不包括3樓單位。
4. “****” 電動窗簾並沒有連接至設備。
5. “1,2,.....” 表示提供於該住宅單位內的裝置數量。
6. 說明表所顯示的燈掣數量是表示燈掣面板的數量。

FITTINGS, FINISHES AND APPLIANCES
裝置、裝修物料及設備

Schedule of Mechanical & Electrical Provisions of Residential Units
住宅單位機電裝置數量說明表

Tower 5 第5座

Location 位置	Appliances 設備	30/F 30樓								30/F & 31/F 30樓及31樓	31/F 31樓				
		A	B	C	D	E	F	K	L	G	A	C	D	E	F
Roof (**) 天台 (**)	Lighting Point 燈位									11	14				
	Weatherproof Lighting Switch 防水照明開關掣									-	-				
	Weatherproof Socket Outlet 防水單位電插座									1	3				
	Weatherproof Twin Socket Outlet 防水雙位電插座									-	-				
	Variable Refrigerant Volume air-conditioner Outdoor Unit 可變冷媒流量冷氣機 (室外機)									2	2				
	Weatherproof Isolating Switch 防水開關掣									2	3				
	Water Inlet Connection Point 來水接駁喉位									1	1				
	Water Outlet Connection Point 去水接駁喉位									1	1				
	Hose Reel / Fire Alarm Bell / Weatherproof Breakglass Unit 消防喉轆 / 消防警鐘 / 火警鐘掣									1	1				

Remarks:

- 1. “*” has been used for connection of lighting fitting or appliance.
- 2. “**” means roof for 31/F flat A & G, flat roof for 3/F flat units and common flat roof at 3/F only.
- 3. “***” means utility platform not including 3/F flat units.
- 4. “****” Electric curtain switch had not been connected to appliance.
- 5. “1,2,……” denotes the quantity of such provision(s) provided in the residential flat.
- 6. Quantity of the lighting switch shown in the schedule denotes the quantity of switch faceplate.

備註：

- 1. “*” 已用作連接燈具或設備。
- 2. “**” 表示天台只適用31樓A&G單位，平台只適用3樓單位及3樓公共平台。
- 3. “***” 表示工作平台不包括3樓單位。
- 4. “****” 電動窗簾並沒有連接至設備。
- 5. “1,2,……” 表示提供於該住宅單位內的裝置數量。
- 6. 說明表所顯示的燈掣數量是表示燈掣面板的數量。

SERVICE AGREEMENTS

服務協議

Potable and flushing water are supplied by Water Supplies Department.

Electricity is supplied by CLP Power Hong Kong Limited.

Towngas is supplied by The Hong Kong and China Gas Company Limited.

食水及沖廁水由水務署供應。

電力由中華電力有限公司供應。

煤氣由香港中華煤氣有限公司供應。

GOVERNMENT RENT

地稅

The Vendor is liable for all Government rent in respect of the residential property up to and including the date of completion of the sale and purchase of the residential property.

賣方有責任繳付有關住宅物業之地稅直至並包括住宅物業之買賣成交日期。

MISCELLANEOUS PAYMENTS BY PURCHASER

買方的雜項付款

- a) On the delivery of the vacant possession of the residential property to the purchaser, the purchaser is liable to reimburse the vendor for the deposits for water, electricity and gas¹.
- b) On that delivery, the purchaser is not liable to pay to the vendor a debris removal fee¹.
- c) The amount of deposits for water, electricity and gas and debris removal fee is yet to be ascertained at the date on which the sales brochure is printed.

Note:

1. The purchaser should pay to the Manager and not the vendor of the Development the deposits for communal water and electricity meters and debris removal fee.

a) 在向買方交付住宅物業在空置情況下的管有權時，買方須負責向賣方補還水、電力及氣體的按金¹。

b) 在交付時，買方不須向賣方支付清理廢料的費用¹。

c) 水、電力及氣體的按金及清理廢料的費用的款額於售樓說明書印製日期尚未決定。

備註：

1. 買方須向管理人而非發展項目賣方繳付公用水及電力錶按金及清理廢料的費用。

DEFECT LIABILITY WARRANTY PERIOD

欠妥之處的保養責任期

The Vendor shall, at its own cost and as soon as reasonably practicable after receipt of a written notice served by the Purchaser within 6 months after the date of completion of the sale and purchase of any specified residential property, remedy any defects in such property, or its fittings, finishes or appliances incorporated into such property as set out in the agreement for sale and purchase concerned, caused otherwise than by the act or neglect of the Purchaser.

凡任何指明住宅物業或於相關買賣合約列出之裝設於該物業內的裝置、裝修物料或設備有欠妥之處，而該欠妥之處並非由買方行為或疏忽造成，則賣方在接獲買方在買賣成交日期後的6個月內送達的書面通知後，須於合理地切實可行的範圍內，盡快自費作出補救。

MAINTENANCE OF SLOPES 斜坡維修

Not applicable.

不適用。

MODIFICATION 修訂

No existing application to the Government for a modification of the Land Grant for the Development has been made.

發展項目現時並沒有向政府提出申請修訂批地文件。

RELEVANT INFORMATION
有關資料

Noise Mitigation Measures
噪音緩解措施

1. Noise Mitigation Schedule
噪音緩解措施說明表

Tower 1 第1座

Location 位置	Noise Mitigation Schedule 噪音緩解措施	2/F-3/F, 5/F-12/F, 15/F-22/F 2樓至3樓、5樓至12樓、15樓至22樓						23/F 23樓						25/F 25樓					
		A	B	C	D	E	F	A	B	C	D	E	F	A	B	C	D	E	F
Living Room 客廳	Fixed Glazing 固定玻璃	-	-	-	-	-	-	-	-	-	-	-	-	-	-	-	-	-	-
	Maintenance Window 維修窗	-	-	-	-	-	-	-	-	-	-	-	-	-	-	-	-	-	-
	Acoustic Balcony 隔聲陽台	-	-	-	-	-	-	-	-	-	-	-	-	-	-	-	-	-	-
	Door with Auto-closed System 帶自動關閉系統的門	-	-	-	-	-	-	-	-	-	-	-	-	-	-	-	-	-	-
Dining Room 飯廳	Fixed Glazing 固定玻璃	-	-	-	-	-	-	-	-	-	-	-	-	-	-	-	-	-	-
	Maintenance Window 維修窗	-	-	-	-	-	-	-	-	-	-	-	-	-	-	-	-	-	-
	Acoustic Balcony 隔聲陽台	-	-	-	-	-	-	-	-	-	-	-	-	-	-	-	-	-	-
	Door with Auto-closed System 帶自動關閉系統的門	-	-	-	-	-	-	-	-	-	-	-	-	-	-	-	-	-	-
Master Bedroom 主人睡房	Fixed Glazing 固定玻璃	-	-	-	-	-	-	-	-	-	-	-	-	-	-	-	-	-	-
	Maintenance Window 維修窗	-	-	-	-	-	-	-	-	-	-	-	-	-	-	-	-	-	-
	Acoustic Balcony 隔聲陽台	-	-	-	-	-	-	-	-	-	-	-	-	-	-	-	-	-	-
	Door with Auto-closed System 帶自動關閉系統的門	-	-	-	-	-	-	-	-	-	-	-	-	-	-	-	-	-	-
Bedroom 睡房	Fixed Glazing 固定玻璃	-	-	-	-	-	-	-	-	-	-	-	-	-	-	-	-	-	-
	Maintenance Window 維修窗	-	-	-	-	-	-	-	-	-	-	-	-	-	-	-	-	-	-
	Acoustic Balcony 隔聲陽台	-	-	-	-	-	-	-	-	-	-	-	-	-	-	-	-	-	-
	Door with Auto-closed System 帶自動關閉系統的門	-	-	-	-	-	-	-	-	-	-	-	-	-	-	-	-	-	-

Remarks:
1. “V” means such noise mitigation measure(s) is / are provided and installed in the residential unit.

備註：
1. “V”表示此隔聲措施於該住宅單位內提供及安裝。

RELEVANT INFORMATION
有關資料

Noise Mitigation Measures
噪音緩解措施

1. Noise Mitigation Schedule
噪音緩解措施說明表

Tower 2 第2座

Location 位置	Noise Mitigation Schedule 隔聲措施	2/F 2樓					3/F, 5/F-12/F, 15/F-23/F 3樓、5樓至12樓、15樓至23樓					25/F 25樓			
		A	B	C	D	E	A	B	C	D	E	A	C	D	E
Living Room 客廳	Fixed Glazing 固定玻璃	-	-	V	-	-	-	-	V	-	-	-	V	-	-
	Maintenance Window 維修窗	-	-	V	-	-	-	-	V	-	-	-	V	-	-
	Acoustic Balcony 隔聲陽台	-	-	-	-	-	-	-	-	-	-	-	-	-	-
	Door with Auto-closed System 帶自動關閉系統的門	-	-	V	-	-	-	-	-	-	-	-	-	-	-
Dining Room 飯廳	Fixed Glazing 固定玻璃	-	V	-	-	-	-	V	-	-	-	-	-	-	-
	Maintenance Window 維修窗	-	V	-	-	-	-	V	-	-	-	-	-	-	-
	Acoustic Balcony 隔聲陽台	-		-	-	-	-	-	-	-	-	-	-	-	-
	Door with Auto-closed System 帶自動關閉系統的門	-	V	-	-	-	-	-	-	-	-	-	-	-	-
Master Bedroom 主人睡房	Fixed Glazing 固定玻璃	-	V	-	-	-	-	V	-	-	-	-	-	-	-
	Maintenance Window 維修窗	-	-	-	-	-	-	-	-	-	-	-	-	-	-
	Acoustic Balcony 隔聲陽台	-		-	-	-	-	-	-	-	-	-	-	-	-
	Door with Auto-closed System 帶自動關閉系統的門	-	V	-	-	-	-	-	-	-	-	-	-	-	-
Bedroom 睡房	Fixed Glazing 固定玻璃	-	-	V	-	-	-	-	V	-	-	-	V	-	-
	Maintenance Window 維修窗	-	-	-	-	-	-	-	-	-	-	-	-	-	-
	Acoustic Balcony 隔聲陽台	-	-	-	-	-	-	-	-	-	-	-	-	-	-
	Door with Auto-closed System 帶自動關閉系統的門	-	-	-	-	-	-	-	-	-	-	-	-	-	-

Remarks:

1. “V” means such noise mitigation measure(s) is / are provided and installed in the residential unit.

備註：

1. “V” 表示此隔聲措施於該住宅單位內提供及安裝。

RELEVANT INFORMATION
有關資料

Noise Mitigation Measures
噪音緩解措施

1. Noise Mitigation Schedule
噪音緩解措施說明表

Tower 3 第3座

Location 位置	Noise Mitigation Schedule 隔聲措施	3/F 3樓									5/F, 12/F, 15/F-23/F, 25/F-29/F 5樓、12樓、15樓至23樓、25樓至29樓								
		A	B	C	D	E	F	G	H	J	A	B	C	D	E	F	G	H	J
Living Room 客廳	Fixed Glazing 固定玻璃	-	-	-	-	-	-	-	-	V	-	-	-	-	-	-	-	-	V
	Maintenance Window 維修窗	-	-	-	-	-	-	-	-	V	-	-	-	-	-	-	-	-	V
	Acoustic Balcony 隔聲陽台	-	-	-	-	-	-	-	-	-	-	-	-	-	-	-	-	-	-
	Door with Auto-closed System 帶自動關閉系統的門	-	-	-	-	-	-	-	-	-	-	-	-	-	-	-	-	-	-
Dining Room 飯廳	Fixed Glazing 固定玻璃	-	-	-	-	-	-	-	-	-	-	-	-	-	-	-	-	-	-
	Maintenance Window 維修窗	-	-	-	-	-	-	-	-	-	-	-	-	-	-	-	-	-	-
	Acoustic Balcony 隔聲陽台	-	-	-	-	-	-	-	-	-	-	-	-	-	-	-	-	-	-
	Door with Auto-closed System 帶自動關閉系統的門	-	-	-	-	-	-	-	-	-	-	-	-	-	-	-	-	-	-
Master Bedroom 主人睡房	Fixed Glazing 固定玻璃	-	-	-	-	-	-	-	-	-	-	-	-	-	-	-	-	-	-
	Maintenance Window 維修窗	-	-	-	-	-	-	-	-	-	-	-	-	-	-	-	-	-	-
	Acoustic Balcony 隔聲陽台	-	-	-	-	-	-	-	-	-	-	-	-	-	-	-	-	-	-
	Door with Auto-closed System 帶自動關閉系統的門	-	-	-	-	-	-	-	-	-	-	-	-	-	-	-	-	-	-
Bedroom 睡房	Fixed Glazing 固定玻璃	-	-	-	-	-	-	-	-	-	-	-	-	-	-	-	-	-	-
	Maintenance Window 維修窗	-	-	-	-	-	-	-	-	-	-	-	-	-	-	-	-	-	-
	Acoustic Balcony 隔聲陽台	-	-	-	-	-	-	-	-	-	-	-	-	-	-	-	-	-	-
	Door with Auto-closed System 帶自動關閉系統的門	-	-	-	-	-	-	-	-	-	-	-	-	-	-	-	-	-	-

Remarks:
1. “V” means such noise mitigation measure(s) is / are provided and installed in the residential unit.

備註：
1. “V” 表示此隔聲措施於該住宅單位內提供及安裝。

RELEVANT INFORMATION
有關資料

Noise Mitigation Measures
噪音緩解措施

1. Noise Mitigation Schedule
噪音緩解措施說明表

Tower 3 第3座

Location 位置	Noise Mitigation Schedule 隔聲措施	6/F-11/F 6樓至11樓									30-31/F 30至31樓								
		A	B	C	D	E	F	G	H	J	A	B	C	D	E	F	G	H	J
Living Room 客廳	Fixed Glazing 固定玻璃	-	-	-	-	-	-	-	-	V	-	-	-	-	-	-	-	-	V
	Maintenance Window 維修窗	-	-	-	-	-	-	-	-	V	-	-	-	-	-	-	-	-	V
	Acoustic Balcony 隔聲陽台	-	-	-	-	-	-	-	-	V	-	-	-	-	-	-	-	-	-
	Door with Auto-closed System 帶自動關閉系統的門	-	-	-	-	-	-	-	-	-	-	-	-	-	-	-	-	-	-
Dining Room 飯廳	Fixed Glazing 固定玻璃	-	-	-	-	-	-	-	-	-	-	-	-	-	-	-	-	-	-
	Maintenance Window 維修窗	-	-	-	-	-	-	-	-	-	-	-	-	-	-	-	-	-	-
	Acoustic Balcony 隔聲陽台	-	-	-	-	-	-	-	-	-	-	-	-	-	-	-	-	-	-
	Door with Auto-closed System 帶自動關閉系統的門	-	-	-	-	-	-	-	-	-	-	-	-	-	-	-	-	-	-
Master Bedroom 主人睡房	Fixed Glazing 固定玻璃	-	-	-	-	-	-	-	-	-	-	-	-	-	-	-	-	-	-
	Maintenance Window 維修窗	-	-	-	-	-	-	-	-	-	-	-	-	-	-	-	-	-	-
	Acoustic Balcony 隔聲陽台	-	-	-	-	-	-	-	-	-	-	-	-	-	-	-	-	-	-
	Door with Auto-closed System 帶自動關閉系統的門	-	-	-	-	-	-	-	-	-	-	-	-	-	-	-	-	-	-
Bedroom 睡房	Fixed Glazing 固定玻璃	-	-	-	-	-	-	-	-	-	-	-	-	-	-	-	-	-	-
	Maintenance Window 維修窗	-	-	-	-	-	-	-	-	-	-	-	-	-	-	-	-	-	-
	Acoustic Balcony 隔聲陽台	-	-	-	-	-	-	-	-	-	-	-	-	-	-	-	-	-	-
	Door with Auto-closed System 帶自動關閉系統的門	-	-	-	-	-	-	-	-	-	-	-	-	-	-	-	-	-	-

Remarks:

1. “V” means such noise mitigation measure(s) is / are provided and installed in the residential unit.

備註：

1. “V” 表示此隔聲措施於該住宅單位內提供及安裝。

RELEVANT INFORMATION
有關資料

Noise Mitigation Measures
噪音緩解措施

1. Noise Mitigation Schedule
噪音緩解措施說明表

Tower 5 第5座

Location 位置	Noise Mitigation Schedule 隔聲措施	3/F, 5/F-12/F, 15/F-23/F, 25/F-29/F 3樓、5樓至12樓、15樓至23樓、25樓至29樓												30-31/F 30至31樓							
		A	B	C	D	E	F	G	H	J	K	L	A	B	C	D	E	F	G	K	L
Living Room 客廳	Fixed Glazing 固定玻璃	-	-	-	-	-	-	-	-	-	-	-	-	-	-	-	-	-	-	-	-
	Maintenance Window 維修窗	-	-	-	-	-	-	-	-	-	-	-	-	-	-	-	-	-	-	-	-
	Acoustic Balcony 隔聲陽台	-	-	-	-	-	-	-	-	-	-	-	-	-	-	-	-	-	-	-	-
	Door with Auto-closed System 帶自動關閉系統的門	-	-	-	-	-	-	-	-	-	-	-	-	-	-	-	-	-	-	-	-
Dining Room 飯廳	Fixed Glazing 固定玻璃	-	-	-	-	-	-	-	-	-	-	-	-	-	-	-	-	-	-	-	-
	Maintenance Window 維修窗	-	-	-	-	-	-	-	-	-	-	-	-	-	-	-	-	-	-	-	-
	Acoustic Balcony 隔聲陽台	-	-	-	-	-	-	-	-	-	-	-	-	-	-	-	-	-	-	-	-
	Door with Auto-closed System 帶自動關閉系統的門	-	-	-	-	-	-	-	-	-	-	-	-	-	-	-	-	-	-	-	-
Master Bedroom 主人睡房	Fixed Glazing 固定玻璃	-	-	-	-	-	-	-	-	-	-	-	-	-	-	-	-	-	-	-	-
	Maintenance Window 維修窗	-	-	-	-	-	-	-	-	-	-	-	-	-	-	-	-	-	-	-	-
	Acoustic Balcony 隔聲陽台	-	-	-	-	-	-	-	-	-	-	-	-	-	-	-	-	-	-	-	-
	Door with Auto-closed System 帶自動關閉系統的門	-	-	-	-	-	-	-	-	-	-	-	-	-	-	-	-	-	-	-	-
Bedroom 睡房	Fixed Glazing 固定玻璃	-	-	-	-	V	V	-	-	-	-	-	-	-	-	-	V	V	-	-	-
	Maintenance Window 維修窗	-	-	-	-	V	-	-	-	-	-	-	-	-	-	-	V	-	-	-	-
	Acoustic Balcony 隔聲陽台	-	-	-	-	-	-	-	-	-	-	-	-	-	-	-	-	-	-	-	-
	Door with Auto-closed System 帶自動關閉系統的門	-	-	-	-	-	-	-	-	-	-	-	-	-	-	-	-	-	-	-	-

2. Under the DMC:

- 根據公契：
- (i) The Manager has the rights and powers to do the following to inspect, clean, repair, maintain or replace the relevant part or parts of the Noise Mitigation Measures which form part of the Common Areas and Facilities;

管理人有權利及權力視察、清潔、修理、保養或更換構成公用地方與設施其中一部分的噪音緩解措施之相關部分。
- (ii) No Owner shall alter, interfere with or remove, or permit or be suffered to be altered, interfered with or removed the relevant part or parts of the Noise Mitigation Measures which form part of his Residential Unit except in accordance with the Building Plans. Each Owner shall at his own costs and expenses employ contractors nominated by the Manager to carry out repair, maintenance, replacement or reinstatement of the Noise Mitigation Measures which form part of his Residential Unit.

除非按照建築圖則，業主不得改動、干擾或移除構成其住宅單位其中之一部分的噪音緩解措施之相關部分，或准許或容許其被改動、干擾或移除。每位業主須自費僱用管理人提名之承辦商進行修理、保養、更換或還原構成其住宅單位其中之一部分的噪音緩解措施。
- (iii) The Maintenance Windows shall be lockable and only be opened for maintenance access by the Owners of the relevant Residential Units only including but not limited to cleaning of the Maintenance Windows and not for ventilation purpose.

維修窗須為可以鎖上，及僅於相關住宅單位之業主進行保養時打開（包括但不限於清潔維修窗），而維修窗不得作通風用途。

Remarks:
1. “V” means such noise mitigation measure(s) is / are provided and installed in the residential unit.

備註：
1. “V”表示此隔聲措施於該住宅單位內提供及安裝。

WEBSITE ADDRESS FOR THE DEVELOPMENT 發展項目的互聯網網站的網址

The website address designed by the Vendor for the Development for purposes of Part 2 of the Residential Properties (First-hand Sales) Ordinance:
www.montegobay.com.hk

賣方為施行《一手住宅物業銷售條例》第2部就發展項目指定的互聯網網站的網址：
www.montegobay.com.hk

INFORMATION IN APPLICATION FOR CONCESSION ON GROSS FLOOR AREA OF BUILDING

申請建築物總樓面面積寬免的資料

Breakdown of GFA Concessions Obtained for All Features

Latest information on breakdown of GFA concessions as shown on the general building plans submitted to and approved by the Building Authority (BA) prior to the printing of the sales brochure is tabulated below. Information marked (#) may be based on information provided by the authorized person if the sales brochure is printed prior to submission of the final amendment plans to the BA. The breakdown of GFA concessions may be subject to further changes until final amendment plans are submitted to and approved by the BA prior to the issuance of the occupation permit for the development.

		Area (m²)
Disregarded GFA under Building (Planning) Regulations 23(3)(b)		
1 (#)	Carpark and loading/ unloading area excuding public transport terminus	-
2	Plant rooms and similar services	
2.1	Mandatory feature or essential plant room, area of which is limited by respective Practice Notes for Authorized Persons, Registered Structural Engineers and Registered Geotechnical Engineers (PNAP) or regulation such as lift machine room, telecommunications and broadcasting (TBE) room, refuse storage and material recovery chamber, etc.	500.408
2.2 (#)	Mandatory feature or essential plant room, area of which is NOT limited by any PNAP or regulation such as room occupied solely by fire services installations (FSI) and equipment, meter room, transformer room, potable and flushing water tank, etc.	893.289
2.3	Non-mandatory or non-essential plant room such as air-conditioning plant room, air handling unit (AHU) room, etc.	45.342
Green Features under Joint Practice Notes 1 and 2		
3	Balcony	802.424
4	Wider common corridor and lift lobby	259.710
5	Communal sky garden	-
6	Acoustic fin	-
7	Wing wall, wind catcher and funnel	-
8	Non-structure prefabricated external wall	269.135
9	Utility Platform	139.372
10	Noise barrier	-
Amenity Features		
11	Caretaker's quarters, counter, office, store, guard room and lavatory for watchman and management staff and owners' corporation office	75.077
12	Residential recreational facilities including void, plant room, swimming pool filtration plant room, covered walkway, etc. serving solely the recreational facilities	2005.691
13	Covered landscaped and play area	2109.918

		Area (m²)
Amenity Features		
14	Horizontal screens/ cover walkways and trellis	144.717
15	Larger lift shaft	717.941
16	Chimney shaft	-
17	Other non-mandatory or non-essential plant room, such as boiler room, satellite master antenna television (SMATV) room.	44.477
18 (#)	Pipe duct, air duct for mandatory feature or essential plant room	586.946
19	Pipe duct, air duct for non-mandatory or non-essential plant room	14.689
20	Plant room, pipe duct, air duct for environmentally friendly system and feature	12.099
21	Void in duplex domestic flat and house	-
22	Sunshade and reflector	-
23 (#)	Minor projection such as A/C box, A/C platform, window cill and projecting window	-
24	Other projection such as A/C box and platform not covered in paragraph 3(b) and (c) of PNAP APP-19	-
Other Exempted Items		
25 (#)	Refuge floor including refuge floor cum sky garden	-
26	Covered area under large projecting/ overhanging feature	-
27	Public transport terminus	-
28 (#)	Party structure and common staircase	-
29 (#)	Horizontal area of staircase, lift shaft and vertical duct solely serving floor accepted as not being accountable for GFA.	-
30	Public passage	-
31	Covered set back area	-
Bonus GFA		
32	Bonus GFA	-
Additional Green Features under Joint Practice Note (No. 8)		
33	Buildings adopting Modular Integrated Construction	-

Note:
The above table is based on the requirements as stipulated in the Practice Note for Authorized Persons, Registered Structural Engineers and Registered Geotechnical Engineers ADM-2 issued by the Building Department. The Buildings Department may revise such requirements from time to time as appropriate.

INFORMATION IN APPLICATION FOR CONCESSION ON GROSS FLOOR AREA OF BUILDING

申請建築物總樓面面積寬免的資料

Environmental assessment and information on the estimated energy performance or consumption for the common parts of the Development

Green Building Certification

Assessment result under the **BEAM Plus** certification conferred / issued by Hong Kong Green Building Council Limited (HKGBC) for the building prior to the printing of the sales brochure or its addenda.

Provisional SILVER



PROVISIONAL SILVER
NB V1.2 2019
HKGBC BEAM Plus

Application no.: PAS0026/20

Estimated Energy Performance or Consumption for the Common Parts of the Development

Latest information on the estimated energy performance or consumption for the common parts of the Development as submitted to the Building Authouity prior to the printing of the sales brochures:

Part I	
Provision of Central Air Conditioning	NO
Provision of Energy Efficient Features	YES
Energy Efficient Features proposed:	1. High efficient lighting system 2. High efficient air conditioning units

Part II: The predicted annual energy use of the proposed building/ part of building <small>(Note 1)</small>						
Type of Development	Location	Internal Floor Area Served (m²)	Annual Energy Use of Baseline Building <small>(Note 2)</small>		Annual Energy Use of Proposed Building	
			<u>Electricity</u> kWh/m²/annum	<u>Town Gas / LPG</u> unit/m²/annum	<u>Electricity</u> kWh/m²/annum	<u>Town Gas / LPG</u> unit/m²/annum
Domestic Development	Area served by central building services installation <small>(Note 3)</small>	6887.876	353	-	278	-
Non-Domestic Development	Podium(s) (non-central building services installation)	17753.341	156	-	143	-

Part III: The following installation(s) is/are* designed in accordance with the relevant Codes of Practices published by the Electrical & Mechanical Services Department (EMSD)			
Type of Installations	YES	NO	N/A
Lighting Installations	✓		
Air Conditioning Installations	✓		
Electrical Installations	✓		
Lift & Escalator Installations	✓		
Performance-based Approach			✓

INFORMATION IN APPLICATION FOR CONCESSION ON GROSS FLOOR AREA OF BUILDING

申請建築物總樓面面積寬免的資料

Notes:

1. In general, the lower the estimated “Annual Energy Use” of the building, the more efficient of the building in terms of energy use. For example, if the estimated “annual energy use of proposed building” is less than the estimated “annual energy use of baseline building”, it means the predicted use of energy is more efficient in the proposed building than in the baseline building. The larger the reduction, the greater the efficiency.
The predicted annual energy use, in terms of electricity consumption (kWh/m²/annum) and town gas/LPG consumption (unit/m²/annum), of the development by the internal floor area served, where:
(a) “total annual energy use” has the same meaning of “annual energy use” in the BEAM Plus New Buildings (current version); and
(b) “internal floor area”, in relation a building, a space or a unit means the floor area of all enclosed space measured to the internal faces of enclosing external and/or party walls.
2. “Baseline Building” has the same meaning as “Baseline Building Model (zero-credit benchmark)” in the BEAM Plus New Buildings (current version).
3. “Central Building Services Installation” has the same meaning as that in the Code of Practice for Energy Efficiency of Building Services Installation issued by the Electrical and Mechanical Services Department.

INFORMATION IN APPLICATION FOR CONCESSION ON GROSS FLOOR AREA OF BUILDING

申請建築物總樓面面積寬免的資料

獲寬免總樓面面積的設施分項

於印製售樓說明書前呈交予並已獲建築事務監督批准的建築圖則上有關總樓面面積寬免的分項的最新資料，請見下表。如印製售樓說明書時尚未呈交最終修訂圖則予建築事務監督，則有(＃)號的資料可以由認可人士提供的資料作為基礎。直至最終修訂圖則於發出入伙紙前呈交予並獲建築事務監督批准前，以下分項資料仍可能有所修改。

		面積(平方米)
根據《建築物(規劃)規例》第23(3)(b)條不計算的總樓面面積		
1 (＃)	停車場及上落客貨地方(公共交通總站除外)	-
2.	機房及相類設施	
2.1	所佔面積受相關《認可人士、註冊結構工程師及註冊岩土工程師作業備考》(《作業備考》)或規例限制的強制性設施或必要機房，例如升降機機房、電訊及廣播設備室、垃圾及物料回收房等	500.408
2.2 (＃)	所佔面積不受任何《作業備考》或規例限制的強制性設施或必要機房，例如僅由消防裝置及設備佔用的房間、電錶房、電力變壓房、食水及鹹水缸等	893.289
2.3	非強制性或非必要機房，例如空調機房、送風櫃房等	45.342
根據聯合作業備考第1號及第2號提供的環保設施		
3	露台	802.424
4	加闊的公用走廊及升降機大堂	259.710
5	公用空中花園	-
6	隔聲鰭	-
7	翼牆、捕風器及風斗	-
8	非結構預製外牆	269.135
9	工作平台	139.372
10	隔音屏障	-
適意設施		
11	管理員宿舍、供保安人員和管理處員工使用的櫃位、辦事處、貯物室、警衛室和廁所，以及業主立案法團辦事處	75.077
12	住宅康樂設施，包括僅供康樂設施使用的中空空間、機房、游泳池的濾水器機房、有蓋人行道等	2005.691
13	有上蓋的園景區及遊樂場	2109.918
14	橫向屏障／有蓋人行道及花棚	144.717
15	擴大升降機井道槽	717.941

		面積(平方米)
適意設施		
16	煙囪管道	-
17	其他非強制性或非必要機房、例如鍋爐房、衛星電視共用天線房	44.477
18 (＃)	強制性設施或必要機房所需的管槽及氣槽	586.946
19	非強制性設施或非必要機房所需的管槽及氣槽	14.689
20	環保系統及設施所需的機房、管槽及氣槽	12.099
21	複式住宅單位及洋房的中空空間	-
22	遮陽篷及反光罩	-
23 (＃)	小型伸出物，例如空調機箱、空調機平台、窗檻及伸出的窗台	-
24	《作業備考》APP-19第3(b)及(c)段沒有涵蓋的其他伸出物，如空調機箱及空調機平台	-
其他寬免項目		
25 (＃)	庇護層，包括庇護層兼空中花園	-
26	大型伸出／外懸設施下的有蓋地方	-
27	公共交通總站	-
28 (＃)	共用構築物及公用樓梯	-
29 (＃)	僅供獲接納不計入總樓面面積的樓層使用的樓梯、升降機槽及垂直管道的水平面積	-
30	公眾通道	-
31	有蓋的後移部分	-
額外總樓面面積		
32	額外總樓面面積	-
根據聯合作業備考(第8號)提供的額外環保設施		
33	採用「組裝合成」建築法的樓宇	-

註：
上述表格是根據屋宇署所發出的《認可人士、註冊結構工程師及註冊岩土工程師作業備考》ADM-2規定的要求而制訂的。屋宇署會按實際需要不時更改有關要求。

INFORMATION IN APPLICATION FOR CONCESSION ON GROSS FLOOR AREA OF BUILDING


申請建築物總樓面面積寬免的資料

本發展項目的環境評估及公用部分的預計能量表現或消耗的資料

綠色建築認證

在印刷此售樓說明書或其附頁前，本物業根據香港綠色建築議會有限公司頒授 / 發出的綠建環評認證評級。

暫定評級
銀級



暫定
銀級
NB V1.2 2019

HKGBC
綠建環評

申請編號: PAS0026/20

發展項目的公用部分的預計能量表現或消耗

於印製售樓說明書前呈交予建築事務監督發展項目的公用部份的預計能量表現或消耗的最近期資料:

第I部分	
提供中央空調	否
提供具能源效益的設施	是
擬安裝的具能源效益的設施	1.高效能照明系統 2.高效能空調機組

第II部分：擬興建樓宇 / 部分樓宇預計每年能源消耗量 ^(註腳1) ：-						
發展項目類型	位置	使用有關裝置的內部樓面面積(平方米)	基線樓宇每年能源消耗量 ^(註腳2)		擬興建樓宇每年能源消耗量	
			電力 千瓦小時/平方米/年	煤氣/石油氣 用量單位/平方米/年	電力 千瓦小時/平方米/年	煤氣/石油氣 用量單位/平方米/年
住用發展項目	有使用中央屋宇裝備裝置 ^(註腳3) 的部分	6887.876	353	-	278	-
非住用發展項目	平台(非中央屋宇裝備裝置)	17753.341	156	-	143	-

第III部分：以下裝置乃按機電工程署公布的相關實務守則設計：-			
裝置類型	是	否	不適用
照明裝置	✓		
空調裝置	✓		
電力裝置	✓		
升降機及自動梯的裝置	✓		
以總能源為本的方法			✓

BG005

INFORMATION IN APPLICATION FOR CONCESSION ON GROSS FLOOR AREA OF BUILDING

申請建築物總樓面面積寬免的資料

註腳：

1. 一般而言，一棟樓宇的預計“每年能源消耗量”愈低，其節約能源的效益愈高。如一棟樓宇預計的“每年能源消耗量”低於該樓宇的“基線樓宇每年能源消耗量”，則代表預計該樓宇的能源應用較其基線樓宇有效，削減幅度愈大則代表有關樓宇能源節約的效益愈高。
預計每年能源消耗量[以耗電量(千瓦小時/平方米/年)及煤氣/石油氣消耗量(用量單位/平方米/年)計算]，指將發展項目的每年能源消耗總量除以使用有關裝置的內部樓面面積所得出的商，其中:-
(a) “每年能源消耗量”與新建樓宇BEAM Plus 標準(現行版本)中的「年能源消耗」具有相同涵義；及
(b) 樓宇、空間或單位的“內部樓面面積”，指外牆及/或共用牆的內壁之內表面起量度出來的樓面面積。
2. “基準樓宇”與新建樓宇BEAM Plus 標準(現行版本)中的“基準建築物模式(零分標準)”具有相同涵義。
3. “中央屋宇裝備裝置”與機電工程署發出的《屋宇裝備裝置能源效益實務守則》中的涵義相同。

This page is left blank intentionally
此頁保留空白

EXAMINATION RECORD

檢視記錄

Date of printing of this Sales Brochure: 15 November, 2020

本售樓說明書印製日期：2020年11月15日

There may be future changes to the Development and the surrounding areas.

發展項目及其周邊地區日後可能出現改變。

EXAMINATION RECORD

檢視記錄

Examination / Revision Date 檢視 / 修改日期	Page Number in version with Print Date on 15th November 2020 2020年11月15日印製之版本之頁次	Page Number in revised version with Examination Date on 23rd November 2020 2020年11月23日檢視之版本之頁次	Revision Made 所作修改
23rd November 2020 2020年11月23日	-	AI003, AI004	Aerial Photographs of the Development added. 加入發展項目的鳥瞰照片。
	AL005, AL006, AL007, AL015, AL016, AL024, AL026, AL036.	AL005, AL006, AL007, AL015, AL016, AL024, AL026, AL036.	Plans of Residential Properties in the Development revised. 修改發展項目的住宅物業的樓面平面圖。
	AX003, AX009.	AX003, AX009.	Fittings, Finishes and Appliances revised. 修改裝置、裝修物料及設備。

Examination / Revision Date 檢視 / 修改日期	Page Number in version with Examination Date on 23rd November 2020 2020年11月23日檢視之版本之頁次	Page Number in revised version with Examination Date on 9th December 2020 2020年12月9日檢視之版本之頁次	Revision Made 所作修改
9th December 2020 2020年12月9日	AL003, AL015	AL003, AL015	Plans of Residential Properties in the Development revised. 修改發展項目的住宅物業的樓面平面圖。
	AX014, AX015, AX017, AX019, AX035, AX038, AX041, AX099, AX103, AX110, AX118	AX014, AX015, AX017, AX019, AX035, AX038, AX041, AX099, AX103, AX110, AX118	Fittings, Finishes and Appliances revised. 修改裝置、裝修物料及設備。
	BE002, BE003, BE005	BE002, BE003, BE005	Relevant Information revised. 修改有關資料。

Examination / Revision Date 檢視 / 修改日期	Page Number in version with Examination Date on 9th December 2020 2020年12月9日檢視之版本之頁次	Page Number in revised version with Examination Date on 8th March 2021 2021年3月8日檢視之版本之頁次	Revision Made 所作修改
8th March 2021 2021年3月8日	AH	AH	Location Plan of the Development revised. 修改發展項目的所在位置圖。
	AX021, AX023, AX024, AX025, AX026, AX027, AX028, AX029, AX030, AX031, AX032, AX033, AX034, AX035, AX036, AX037, AX038, AX039, AX040, AX041, AX042, AX053, AX077, AX078, AX092, AX104	AX021, AX023, AX024, AX025, AX026, AX027, AX028, AX029, AX030, AX031, AX032, AX033, AX034, AX035, AX036, AX037, AX038, AX039, AX040, AX041, AX042, AX053, AX077, AX078, AX092, AX104	Fittings, Finishes and Appliances revised. 修改裝置、裝修物料及設備。

Examination / Revision Date 檢視 / 修改日期	Page Number in version with Examination Date on 8th March 2021 2021年3月8日檢視之版本之頁次	Page Number in revised version with Examination Date on 7th June 2021 2021年6月7日檢視之版本之頁次	Revision Made 所作修改
7th June 2021 2021年6月7日	AH	AH	Location Plan of the Development revised. 修改發展項目的所在位置圖。

EXAMINATION RECORD

檢視記錄

Examination / Revision Date 檢視 / 修改日期	Page Number in version with Examination Date on 7th June 2021 2021年6月7日檢視之版本之頁次	Page Number in revised version with Examination Date on 6th September 2021 2021年9月6日檢視之版本之頁次	Revision Made 所作修改
6th September 2021 2021年9月6日	AB001, AB002, AB003, AB004, AB005	AB001, AB002, AB003, AB004, AB005	Notes to Purchasers of First-hand Residential Properties revised. 修改一手住宅物業買家須知。
	AH	AH	Location Plan of the Development revised. 修改發展項目的所在位置圖。
	AJ002	AJ002	Outline Zoning Plan Relating to the Development revised. 修改關乎發展項目的分區計劃大綱圖。
	AQ001, AQ002, AQ003, AQ004, AQ013, AQ014, AQ015	AQ001, AQ002, AQ003, AQ004, AQ013, AQ014, AQ015	Summary of Land Grant revised. 修改批地文件的摘要。
	AR003, AR004, AR006, AR018, AR019, AR021	AR003, AR004, AR006, AR018, AR019, AR021	Information on Public Facilities and Public Open Spaces revised. 修改公共設施及公眾休憩用地的資料。
	AX001, AX003, AX004, AX005, AX007, AX009, AX010, AX011, AX014, AX015, AX017, AX019, AX022, AX023, AX026, AX027, AX032, AX033, AX041, AX042, AX044, AX045, AX047, AX048, AX050, AX051, AX053, AX055, AX058, AX063, AX067, AX079, AX090, AX092, AX093, AX106, AX107, AX109, AX110, AX113, AX117, AX118, AX119, AX120	AX001, AX003, AX004, AX005, AX007, AX009, AX010, AX011, AX014, AX015, AX017, AX019, AX022, AX023, AX026, AX027, AX032, AX033, AX041, AX042, AX044, AX045, AX047, AX048, AX050, AX051, AX053, AX055, AX058, AX063, AX067, AX079, AX090, AX092, AX093, AX106, AX107, AX109, AX110, AX113, AX117, AX118, AX119, AX120	Fittings, Finishes and Appliances revised. 修改裝置、裝修物料及設備修改
	BC/BD	BC/BD	Modification revised. 修改修訂。

Examination / Revision Date 檢視 / 修改日期	Page Number in version with Examination Date on 6th September 2021 2021年9月6日檢視之版本之頁次	Page Number in revised version with Examination Date on 6th December 2021 2021年12月6日檢視之版本之頁次	Revision Made 所作修改
6th December 2021 2021年12月6日	AF002	AF002	Information on Design of the Development revised. 修改發展項目的設計的資料。
	AK	AK	Layout Plan of the Development revised. 修改發展項目的布局圖。
	AL003, AL005, AL007, AL009, AL011, AL013, AL015, AL017, AL019, AL021, AL023, AL025, AL027, AL029, AL031, AL033, AL035, AL037, AL039, AL041	AL003, AL005, AL007, AL009, AL011, AL013, AL015, AL017, AL019, AL021, AL023, AL025, AL027, AL029, AL031, AL033, AL035, AL037, AL039, AL041	Floor Plans of Residential Properties in the Development revised. 修改發展項目的住宅物業的樓面平面圖。
	AM001, AM003, AM004, AM006, AM009	AM001, AM003, AM004, AM006, AM009	Area of Residential Properties in the Development revised. 修改發展項目中的住宅物業的面積。
	AU001, AU002, AU003, AU004, AU005, AU006, AU007, AU008	AU001, AU002, AU003, AU004, AU005, AU006, AU007, AU008	Elevation Plan revised. 修改立面圖。
	BG001, BG004	BG001, BG004	Information in Application for Concession on Gross Floor Area of Building revised. 修改申請建築物總樓面面積寬免的資料。

EXAMINATION RECORD

檢視記錄

Examination / Revision Date 檢視 / 修改日期	Page Number in version with Examination Date on 6th December 2021 2021年12月6日檢視之版本之頁次	Page Number in revised version with Examination Date on 3rd March 2022 2022年3月3日檢視之版本之頁次	Revision Made 所作修改
3rd March 2022 2022年3月3日	AH	AH	Location Plan of the Development revised. 修改發展項目的所在位置圖。
	AJ001	AJ001	Outline Zoning Plan Relating to the Development revised. 修改關乎發展項目的分區計劃大綱圖。
	AX004, AX010, AX013, AX015, AX016, AX018, AX071, AX078, AX094, AX096, AX098, AX099, AX101, AX102, AX103	AX004, AX010, AX013, AX015, AX016, AX018, AX071, AX078, AX094, AX096, AX098, AX099, AX101, AX102, AX103	Fittings, Finishes and Appliances revised. 修改裝置、裝修物料及設備。

Examination / Revision Date 檢視 / 修改日期	Page Number in version with Examination Date on 6th March 2022 2022年3月3日檢視之版本之頁次	Page Number in revised version with Examination Date on 6th June 2022 2022年6月6日檢視之版本之頁次	Revision Made 所作修改
6th June 2022 2022年6月6日	AK	AK	Layout Plan of the Development revised. 修改發展項目的布局圖。
	AL003, AL005, AL007, AL009, AL011, AL013, AL015, AL017, AL019, AL023, AL025, AL027, AL029, AL031, AL033, AL039, AL041	AL003, AL005, AL007, AL009, AL011, AL013, AL015, AL017, AL019, AL023, AL025, AL027, AL029, AL031, AL033, AL039, AL041	Floor Plans of Residential Properties in the Development revised. 修改發展項目的住宅物業的樓面平面圖。
	AN001, AN003, AN005	AN001, AN003, AN005	Floor Plans of Parking Spaces in the Development revised. 修改發展項目中的停車位的樓面平面圖。
	AU001, AU002, AU003, AU004, AU009, AU010	AU001, AU002, AU003, AU004, AU009, AU010	Elevation Plan revised. 修改立面圖。
	AX002, AX003, AX004, AX005, AX008, AX009, AX010, AX011, AX043, AX045, AX049, AX050, AX053, AX054, AX056, AX057, AX059, AX060, AX062, AX063, AX064, AX067	AX002, AX003, AX004, AX005, AX008, AX009, AX010, AX011, AX043, AX045, AX049, AX050, AX053, AX054, AX056, AX057, AX059, AX060, AX062, AX063, AX064, AX067	Fittings, Finishes and Appliances revised. 修改裝置、裝修物料及設備。
	BG001, BG004	BG001, BG004	Information in Application for Concession on Gross Floor Area of Building revised. 修改申請建築物總樓面面積寬免的資料。

Examination / Revision Date 檢視 / 修改日期	Page Number in version with Examination Date on 6th June 2022 2022年6月6日檢視之版本之頁次	Page Number in revised version with Examination Date on 26th August 2022 2022年8月26日檢視之版本之頁次	Revision Made 所作修改
26th August 2022 2022年8月26日	No Revision Made 並無作出修改		

EXAMINATION RECORD

檢視記錄

Examination / Revision Date 檢視 / 修改日期	Page Number in version with Examination Date on 26th August 2022 2022年8月26日檢視之版本之頁次	Page Number in revised version with Examination Date on 25th November 2022 2022年11月25日檢視之版本之頁次	Revision Made 所作修改
25th November 2022 2022年11月25日	AH	AH	Location Plan of the Development revised. 修改發展項目的所在位置圖。
	AJ001, AJ002	AJ001, AJ002	Outline Zoning Plan Relating to the Development revised. 修改關乎發展項目的分區計劃大綱圖。

Examination / Revision Date 檢視 / 修改日期	Page Number in version with Examination Date on 25th November 2022 2022年11月25日檢視之版本之頁次	Page Number in revised version with Examination Date on 15th December 2022 2022年12月15日檢視之版本之頁次	Revision Made 所作修改
15th December 2022 2022年12月15日	AC	AC	Information on the Development revised. 修改發展項目的資料。
	AK	AK	Layout Plan of the Development revised. 修改發展項目的布局圖。

Examination / Revision Date 檢視 / 修改日期	Page Number in version with Examination Date on 15th December 2022 2022年12月15日檢視之版本之頁次	Page Number in revised version with Examination Date on 15th March 2023 2023年3月15日檢視之版本之頁次	Revision Made 所作修改
15th March 2023 2023年3月15日	AH	AH	Location Plan of the Development revised. 修改發展項目的所在位置圖。
	AI001, AI002, AI003	AI001, AI002, AI003	Aerial Photo of the Development revised. 修改發展項目的鳥瞰照片。
	AI004	AI004	Aerial Photo of the Development deleted and replaced by a blank page. 刪發展項目的鳥瞰照片並換上空白頁。
	AJ001, AJ002	AJ001, AJ002	Outline Zoning Plan Relating to the Development revised. 修改關乎發展項目的分區計劃大綱圖。

EXAMINATION RECORD

檢視記錄

Examination / Revision Date 檢視 / 修改日期	Page Number in version with Examination Date on 15th March 2023 2023年3月15日檢視之版本之頁次	Page Number in revised version with Examination Date on 5th May 2023 2023年5月5日檢視之版本之頁次	Revision Made 所作修改
5th May 2023 2023年5月5日	AB003, AB005	AB003, AB005	Notes to Purchasers of First-hand Residential Properties revised. 修改一手住宅物業買家須知。
	AG	AG	Information on Property Management revised. 修改物業管理的資料。
	AJ001, AJ002	AJ001, AJ002	Outline Zoning Plan Relating to the Development revised. 修改關乎發展項目的分區計劃大綱圖。
	AP001, AP006	AP001, AP006	Summary of Deed of Mutual Covenant revised. 修改公契的摘要。
	AR013, AR025	AR013, AR025	Information on Public Facilities and Public Open Spaces revised. 修改公共設施及公眾休憩用地的資料。

Examination / Revision Date 檢視 / 修改日期	Page Number in version with Examination Date on 5th May 2023 2023年5月5日檢視之版本之頁次	Page Number in revised version with Examination Date on 4th August 2023 2023年8月4日檢視之版本之頁次	Revision Made 所作修改
4th August 2023 2023年8月4日	AH	AH	Location Plan of the Development revised. 修改發展項目的所在位置圖。
	AI001, AI002	AI001, AI002	Aerial Photo of the Development revised. 修改發展項目的鳥瞰照片。
	AI003	AI003	Aerial Photo of the Development deleted and replaced by a blank page. 刪發展項目的鳥瞰照片並換上空白頁。
	AK	AK	Layout Plan of the Development revised. 修改發展項目的布局圖。
	AL003, AL005, AL007, AL009, AL011, AL013, AL015, AL017, AL019, AL021, AL023, AL025, AL027, AL029, AL031, AL033, AL035, AL037, AL039, AL041	AL003, AL005, AL007, AL009, AL011, AL013, AL015, AL017, AL019, AL021, AL023, AL025, AL027, AL029, AL031, AL033, AL035, AL037, AL039, AL041	Floor Plans of Residential Properties in the Development revised. 修改發展項目的住宅物業的樓面平面圖。
	AM001, AM003, AM005, AM006, AM009, AM010, AM011, AM015	AM001, AM003, AM005, AM006, AM009, AM010, AM011, AM015	Area of Residential Properties in the Development revised. 修改發展項目中的住宅物業的面積。
	AN001, AN003, AN005	AN001, AN003, AN005	Floor Plans of Parking Spaces in the Development revised. 發展項目中的停車位的樓面平面圖
	AU001, AU002, AU003, AU004, AU005, AU006, AU007, AU008, AU009, AU010	AU001, AU002, AU003, AU004, AU005, AU006, AU007, AU008, AU009, AU010	Elevation Plan revised. 修改立面圖。
	AV	AV	Information On Common Facilities in the Development revised. 修改發展項目中的公用設施的資料。

EXAMINATION RECORD

檢視記錄

Examination / Revision Date 檢視 / 修改日期	Page Number in version with Examination Date on 5th May 2023 2023年5月5日檢視之版本之頁次	Page Number in revised version with Examination Date on 4th August 2023 2023年8月4日檢視之版本之頁次	Revision Made 所作修改
4th August 2023 2023年8月4日	AX001, AX002, AX005, AX007, AX011, AX013, AX015, AX023, AX028, AX033, AX043, AX044, AX045, AX046, AX047, AX048, AX049, AX050, AX051, AX052, AX053, AX054, AX055, AX056, AX057, AX058, AX059, AX060, AX061, AX062, AX063, AX064, AX065, AX066, AX067, AX068, AX069, AX079, AX080, AX081, AX083, AX084, AX085, AX086, AX087, AX088, AX089, AX090, AX091, AX092, AX093, AX105, AX106, AX107, AX109, AX110, AX111, AX112, AX115, AX116, AX117, AX119, AX120	AX001, AX002, AX005, AX007, AX011, AX013, AX015, AX023, AX028, AX033, AX043, AX044, AX045, AX046, AX047, AX048, AX049, AX050, AX051, AX052, AX053, AX054, AX055, AX056, AX057, AX058, AX059, AX060, AX061, AX062, AX063, AX064, AX065, AX066, AX067, AX068, AX069, AX079, AX080, AX081, AX083, AX084, AX085, AX086, AX087, AX088, AX089, AX090, AX091, AX092, AX093, AX105, AX106, AX107, AX109, AX110, AX111, AX112, AX115, AX116, AX117, AX119, AX120	Fittings, Finishes and Appliances revised. 修改裝置、裝修物料及設備。
	BG001, BG004	BG001, BG004	Information in Application for Concession on Gross Floor Area of Building revised. 修改申請建築物總樓面面積寬免的資料。

Examination / Revision Date 檢視 / 修改日期	Page Number in version with Examination Date on 4th August 2023 2023年8月4日檢視之版本之頁次	Page Number in version with Examination Date on 2nd November 2023 2023年11月2日檢視之版本之頁次	Revision Made 所作修改
2nd November 2023 2023年11月2日	AC	AC	Information on the Development revised. 修改發展項目資料。
	AF002	AF002	Information on Design of the Development revised. 修改發展項目的設計的資料。
	AH	AH	Location Plan of the Development revised. 修改發展項目的所在位置圖。
	AI002	AI002	Aerial Photo of the Development revised. 修改發展項目的鳥瞰照片。
	AI003	AI003	Aerial Photo of the Development added. 加入發展項目的鳥瞰照片。
	AK	AK	Layout Plan of the Development revised. 修改發展項目的布局圖。
	AL007, AL009, AL011, AL013, AL015, AL017, AL019, AL021, AL027, AL031, AL033, AL035, AL037, AL039, AL041	AL007, AL009, AL011, AL013, AL015, AL017, AL019, AL021, AL027, AL031, AL033, AL035, AL037, AL039, AL041	Floor Plans of Residential Properties in the Development revised. 修改發展項目的住宅物業的樓面平面圖。
	AM001, AM003, AM005, AM006, AM009, AM010, AM011, AM015	AM001, AM003, AM005, AM006, AM009, AM010, AM011, AM015	Aera of Residential Properties in the Development revised. 修改發展項目中的住宅物業的面積。
	AN001, AN003, AN005	AN001, AN003, AN005	Floor Plans of Parking Spaces in the Development revised. 修改發展項目中的停車位的樓面平面圖。
	AQ001, AQ002, AQ003, AQ004, AQ012, AQ013, AQ014, AQ015, AQ020	AQ001, AQ002, AQ003, AQ004, AQ012, AQ013, AQ014, AQ015, AQ020	Summary of Land Grant revised. 修改批地文件的摘要。

EXAMINATION RECORD

檢視記錄

Examination / Revision Date 檢視 / 修改日期	Page Number in version with Examination Date on 4th August 2023 2023年8月4日檢視之版本之頁次	Page Number in version with Examination Date on 2nd November 2023 2023年11月2日檢視之版本之頁次	Revision Made 所作修改
2nd November 2023 2023年11月2日	AR003, AR004, AR006, A0R13, AR018, AR019, AR021, AR025	AR003, AR004, AR006, AR013, AR018, AR019, AR021, AR025	Information on Public Facilities and Public Open Spaces revised. 修改公共設施及公眾休憩用地的資料。
	AU001, AU002, AU003, AU004, AU005, AU006, AU007, AU008, AU009, AU010	AU001, AU002, AU003, AU004, AU005, AU006, AU007, AU008, AU009, AU010	Elevation Plan revsied. 修改立面圖。
	BG001, BG003, BG004, BG006	BG001, BG003, BG004, BG006	Information in Application for Concession on Gross Floor Area of Building revised. 修改申請建築物總樓面面積寬免的資料。

Examination / Revision Date 檢視 / 修改日期	Page Number in version with Examination Date on 2nd November 2023 2023年11月2日檢視之版本之頁次	Page Number in version with Examination Date on 30th January 2024 2024年1月30日檢視之版本之頁次	Revision Made 所作修改
30th January 2024 2024年1月30日	AC	AC	Information on the Development revised. 修改發展項目的資料。
	AF001, AF002	AF001, AF002	Information on Design of the Development revised. 修改發展項目的設計的資料。
	AG	AG	Information on Property Management revised. 修改物業管理的資料。
	AH	AH	Location Plan of the Development revised. 修改發展項目的所在位置圖。
	AI001, AI002	AI001, AI002	Aerial Photo of the Development revised. 修改發展項目的鳥瞰照片。
	AJ002	AJ002	Outline Zoning Plan Relating to the Development revised. 修改關乎發展項目的分區計劃大綱圖。
	AK	AK	Layout Plan of the Development revised. 修改發展項目的布局圖。
	AP006, AP010	AP006, AP010	Summary of Deed of Mutual Covenant revised. 修改公契的摘要。
	AQ012, AQ020	AQ012, AQ020	Summary of Land Grant revised. 修改批地文件的摘要。
	AR013, AR025	AR013, AR025	Information on Public Facilities and Public Open Spaces revised. 修改公共設施及公眾休憩用地的資料。
	AW	AW	Inspection of Plans and Deed of Mutual Covenant revised. 修改閱覽圖則及公契。

EXAMINATION RECORD

檢視記錄

Examination / Revision Date 檢視 / 修改日期	Page Number in version with Examination Date on 2nd November 2023 2023年11月2日檢視之版本之頁次	Page Number in version with Examination Date on 30th January 2024 2024年1月30日檢視之版本之頁次	Revision Made 所作修改
30th January 2024 2024年1月30日	AX045, AX055, AX057, AX068, AX069, AX093, AX120	AX045, AX055, AX057, AX068, AX069, AX093, AX120	Fittings, Finishes and Appliances revised. 修改裝置、裝修物料及設備。
	BJ	BJ	Information Required by the Director of Lands to be set out in the Sales Brochure as a Condition for Giving the Presale Consent deleted and replaced by a blank page. 刪除地政總署署長作為給予預售樓花同意書的條件而規定列於售樓說明書的資料並換上空白頁。

Examination / Revision Date 檢視 / 修改日期	Page Number in version with Examination Date on 30th January 2024 2024年1月30日檢視之版本之頁次	Page Number in version with Examination Date on 30th April 2024 2024年4月30日檢視之版本之頁次	Revision Made 所作修改
30th April 2024 2024年4月30日	AH	AH	Location Plan of the Development revised. 修改發展項目的所在位置圖。
	AI001	AI001	Aerial Photo of the Development revised. 修改發展項目的鳥瞰照片。
	AI002, AI003	AI002, AI003	Aerial Photo of the Development deleted and replaced by a blank page. 刪發展項目的鳥瞰照片並換上空白頁。
	AK	AK	Layout Plan of the Development revised. 修改發展項目的布局圖。

Examination / Revision Date 檢視 / 修改日期	Page Number in version with Examination Date on 30th April 2024 2024年4月30日檢視之版本之頁次	Page Number in version with Examination Date on 26th July 2024 2024年7月26日檢視之版本之頁次	Revision Made 所作修改
26th July 2024 2024年7月26日	AH	AH	Location Plan of the Development revised. 修改發展項目的所在位置圖。
	AX004, AX010	AX004, AX010	Fittings, Finishes and Appliances revised. 修改裝置、裝修物料及設備。

EXAMINATION RECORD

檢視記錄

Examination / Revision Date 檢視 / 修改日期	Page Number in version with Examination Date on 26th July 2024 2024年7月26日檢視之版本之頁次	Page Number in version with Examination Date on 25th October 2024 2024年10月25日檢視之版本之頁次	Revision Made 所作修改
25th October 2024 2024年10月25日	AH	AH	Location Plan of the Development revised. 修改發展項目的所在位置圖。
	AI001	AI001	Aerial Photo of the Development revised. 修改發展項目的鳥瞰照片。
	AJ002	AJ002	Outline Zoning Plan Relating to the Development revised. 修改關乎發展項目的分區計劃大綱圖。

Examination / Revision Date 檢視 / 修改日期	Page Number in version with Examination Date on 25th October 2024 2024年10月25日檢視之版本之頁次	Page Number in version with Examination Date on 24th January 2025 2025年1月24日檢視之版本之頁次	Revision Made 所作修改
24th January 2025 2025年1月24日	AD	AD	Information on Vendor and Others Involved in the Development revised. 賣方及有參與發展項目的其他人的資料
	AH	AH	Location Plan of the Development revised. 修改發展項目的所在位置圖。
	AI001	AI001	Aerial Photo of the Development revised. 修改發展項目的鳥瞰照片。
	AI002	AI002	Aerial Photo of the Development added. 加入發展項目的鳥瞰照片。

Examination / Revision Date 檢視 / 修改日期	Page Number in version with Examination Date on 24th January 2025 2025年1月24日檢視之版本之頁次	Page Number in version with Examination Date on 24th April 2025 2025年4月24日檢視之版本之頁次	Revision Made 所作修改
24th April 2025 2025年4月24日	AH	AH	Location Plan of the Development revised. 修改發展項目的所在位置圖。
	AI001, AI002	AI001, AI002	Aerial Photo of the Development revised. 修改發展項目的鳥瞰照片。
	AI003, AI004	AI003, AI004	Aerial Photo of the Development added. 加入發展項目的鳥瞰照片。
	AJ002	AJ002	Outline Zoning Plan Relating to the Development revised. 修改關乎發展項目的分區計劃大綱圖。

